



Title	THE SYSTEMATIC STUDY ON THE FORMOSAN PYRALIDÆ
Author(s)	SHIBUYA, J.
Citation	Journal of the Faculty of Agriculture, Hokkaido Imperial University, 22(1), 1-300
Issue Date	1928-09-30
Doc URL	http://hdl.handle.net/2115/12624
Type	bulletin (article)
File Information	22(1)_p1-300.pdf



[Instructions for use](#)

THE SYSTEMATIC STUDY ON THE FORMOSAN PYRALIDÆ

By

J. SHIBUYA, F. E. S.

(With 9 Plates)

Truly it has been said that time flies like an arrow, and the author can hardly realize that many years have elapsed since he first became interested in the systematic study of the Formosan *Pyralidae*.

During recent years, however, his time was mostly spent in obtaining material and literature upon the family, so that he was unable to compile the results of his investigations systematically.

Now as regards the investigation of Entomology, the classification of insects, not only of the *Pyralidae*, but also of other group has proved very difficult throughout the entire course of the study, especially so, it seemed for us Japanese students. While we were napping for so long a time, many strangers came to Formosa to take away several new and rare species which they described from time to time. Besides, as nearly all the type specimens of most of our species are in European Museums or in private collections, we were not able to examine the type specimens personally.

Thus the principal difficulties during the study of the Formosan *Pyralidae* that have caused the author to postpone the compilation of his systematic study of the family until the present time, are as follows:

1. Scanty literature.
2. Types of most species generally preserved abroad.
3. Scarcity of material.
4. The insufficient knowledge of foreign languages, so important to scholars.

Fortunately, however, the author has enjoyed a great opportunity of visiting Europe for the past three years, during which time he made a personal examination of the types of the family, and was able to obtain almost all the necessary literature upon the subject. And now he takes a great pleasure to present the result of his systematic study of the Formosan *Pyralidae* much illuminated by his study especially in Europe.

The principal article to which the author gave most of his attention, was the work published upon the *Pyralidae* of Formosa, including the researches already made by many senior entomologists, while he did not neglect to examine several fragmental publications on the family. But as far as the author is aware, no systematic study of the Formosan *Pyralidae* has been made, and no means has previously existed for the determination of species.

The author has divided and given as clearly as possible in the present paper the following three principal articles.

1. Historical review.
2. Revision.
3. Classification.

In the first instance is stated how the Formosan *Pyralidae* has hitherto been published by senior entomologists. In the second division is stated what has been learned from the Formosan *Pyralidae* by the author's investigation; e. g. during the study, several species are explained as they have been described or recorded from this country, but many of which have newly become synonyms. Also a number of species were transferred from one genus to another to correct the errors done by senior entomologists.

Many unrecorded species together with some new species are included in this paper, and in the latter part the author clearly states the number of species that occurring in Formosa.

In the third division the author has classified all the known Formosan species under the system proposed by Sir G. F. HAMPSON, an authority of the Lepidopterology, but some alterations have been made by the author after his personal investigation.

In the following pages the author has not given any description of the known genera and species, as he felt that it was absolutely unnecessary to do so, as they have already been given by many senior authors. However, several plates are given here, which have been set out by the author himself, based upon the specimens in the collection of the Entomological Museum of the Hokkaido Imperial University in Sapporo.

A full explanation of the specimens of the species of the family is also given under the author's personal examination, with their sexes, captured dates and collectors as well as localities.

The present investigation is based chiefly upon the Formosan specimens in the collections of the following institutions: The British Museum (Natural History); A. E. WILEMAN's private collection; the German Entomological Institute in Dahlem; the Zoological Museum in Berlin, and the collection in

the Entomological Museum of the Hokkaido Imperial University, Sapporo.

The specimens in the British Museum and in WILEMAN's private collection were mostly collected by SWINHOE, HOBSON and WILEMAN. SAUTER's wonderful collection is in the German Entomological Institute as well as in the Zoological Museum in Berlin.

We have in the Entomological Museum of the University in Sapporo a numerous specimens taken by Prof. Dr. S. MATSUMURA, K. KIKUCHI, R. SAITO and T. UCHIDA, etc. There are several new and rare species among them, which the author will describe in this occasion.

In conclusion the author would like to tender his cordial thanks to Dr. S. MATSUMURA, F. E. S., Professor of Entomology in the Hokkaido Imperial University, Sapporo, who has given the author invaluable advice and information directly or indirectly during the course of his investigation.

Acknowledgements are also due to Dr. C. J. GAHAN, the keeper of the Entomological Department in the British Museum, Major E. E. AUSTEN, the deputy keeper of the same Museum, for their kindness in allowing the author the free use of all the necessary literature and a free approach to the collection of the Museum.

Many thanks are due to J. H. DURRANT, W. H. T. TAMS in the British Museum, for their great help during the author's study, and for the use of DURRANT's wonderful library.

The author is also indebted to Dr. W. HORN, director of the German Entomological Institute, and Dr. M. HERING in the Zoological Museum in Berlin, for the opportunity afforded him to examine SAUTER's collection.

Hearty thanks are also in order to Dr. T. SHIRAKI and A. E. WILEMAN, who have shown their kindness in lending him several specimens or giving him the use of valuable collections.

Much invaluable aid in many ways was given by H. STRINGER and R. J. WEST in the British Museum, to whom a warm tribute is extended.

T. SEKIGUCHI, a good friend of mine, also receives the author's deepest thanks for the help which he has given during the course of preparation of this paper.

I. HISTORICAL REVIEW

So far as the author's investigations go, the first Formosan species belonging to the family *Pyralidae* were described or recorded by A. R. WALLACE and F. MOORE in the Proceedings of the Zoological Society of London, 1866, on pages 364 and 365—List of Lepidopterous Insects collected at Takaw, Formosa, by Mr. ROBERT SWINHOE,—and in that paper the following species were contained.

- | | |
|--------------------------------------|---------------------------------------|
| 1. <i>Hymenia recurvalis</i> FABR. | 8. <i>Margaronia psittacalis</i> HBN. |
| 2. <i>Oligostigma orbitalis</i> WLK. | 9. <i>Botys sellalis</i> WLK. |
| 3. <i>Lepyrodes geometralis</i> GN. | 10. „ <i>thyasalis</i> WLK. |
| 4. <i>Zebronia perspicualis</i> WLK. | 11. „ <i>damasalis</i> WLK. |
| 5. „ <i>abdicalis</i> WLK. | 12. „ <i>illialis</i> WLK. |
| 6. <i>Glyphodes bivitratalis</i> GN. | 13. „ <i>admensalis</i> WLK. |
| 7. „ <i>zelincalis</i> WLK. | 14. „ <i>damoalis</i> WLK. |

Among the above mentioned species the following five have already been stated as synonyms by many senior authorities.

- | |
|---|
| 1. <i>Oligostigma orbitalis</i> WLK. = <i>Nymphula fluctuosalis</i> ZELL. |
| 2. <i>Zebronia perspicualis</i> WLK. = <i>Bocchoris acamasalis</i> WLK. |
| 3. „ <i>abdicalis</i> WLK. = <i>Pycnarmon cribrata</i> FABR. |
| 4. <i>Botys thyasalis</i> WLK. = <i>Sylepta lunalis</i> GN. |
| 5. „ <i>damasalis</i> WLK. = <i>Bradina atopalis</i> WLK. |

In 1880, A. G. BUTLER published a paper "On a second Collection of Lepidoptera made in Formosa, by H. E. HOBSON, Esq." in the Proceedings of the Zoological Society of London, pp. 681-690, and enumerated the following two new genera, twelve new species and eighteen unrecorded species.

- | | |
|--|---|
| 1. <i>Pyralis tenuis</i> BUTL. (sp. n.) | 16. <i>Botys tropicalis</i> WLK. |
| 2. <i>Doththa thermusalis</i> WLK. | 17. „ <i>stultalis</i> WLK. |
| 3. <i>Pyrausta absistalis</i> WLK. | 18. „ <i>pruinialis</i> LED. |
| 4. <i>Samea dives</i> BUTL. (sp. n.) | 19. <i>Tatobotys</i> (g. n.) <i>argillacea</i> BUTL. (sp. n.) |
| 5. <i>Asopia rufipicta</i> BUTL. (sp. n.) | 20. <i>Godara comalis</i> WLK. |
| 6. „ <i>hipponalis</i> WLK. | 21. <i>Trachonitis punctigera</i> BUTL. (sp. n.) |
| 7. „ ? <i>iolealis</i> WLK. | 22. <i>Nephopteryx hyemalis</i> BUTL. (sp. n.) |
| 8. <i>Stenia ornatalis</i> DUP. | 23. <i>Fempelia zinckenella</i> TREIT. |
| 9. <i>Cataclysta nymphea</i> BUTL. (sp. n.) | 24. <i>Ceratanma</i> (g. n.) <i>hobsoni</i> BUTL. (sp. n.) |
| 10. <i>Cymoriza minima</i> BUTL. (sp. n.) | 25. <i>Scirpophaga praelata</i> SCOP. |
| 11. <i>Glyphodes malayana</i> BUTL. (sp. n.) | 26. „ <i>degenerella</i> WLK. |
| 12. <i>Phakellula indica</i> DOUBL. | 27. <i>Jartheza chrysographella</i> KLLR. |
| 13. <i>Margaronia pomonalis</i> GN. | 28. „ <i>simplex</i> BUTL. (sp. n.) |
| 14. <i>Maruca aquatilis</i> BOISD. | 29. <i>Apurima gratiosella</i> BUTL. (sp. n.) |
| 15. <i>Botys coclesalis</i> WLK. | 30. <i>Cirrhochrista brizoalis</i> WLK. |

With regard to the above mentioned species the following nine have already been stated as synonyms by the senior authorities.

1. *Doththa thermusalis* WLK. = *Endotricha theonalis* GN.
2. *Pyrausta absistalis* WLK. = *Lamprosema diemenais* GN.
3. *Samea dives* BUTL. = *Hyalobathra filialis* GN.
4. *Asopia rufipicta* BUTL. = *Pyrausta machocralis* WLK.
5. „ ? *ioleais* WLK. = *Cnaphalocrocis medinalis* GN.
6. *Cataclysta nympha* BUTL. = *Taranga sexpunctalis* MOOR.
7. *Cymcrisa minima* BUTL. = *Diplozeustis perieresalis* WLK.
8. *Glyphodes malayana* BUTL. = *Margaronia itysalis* WLK.
9. *Maruca aquatilis* BOISD. = *Maruca testulalis* GEYER

In 1891, W. WARREN described a new species *Endotricha flavifimbrialis* from India in the Annals and Magazine of Natural History, (6) viii, and at the same time he also gave Formosa as the locality of the species. The species, however, has already become a synonym of *Endotricha mesenterialis* WLK. The following year WARREN originated another new species *Acharana elongalis* from Formosa in the Ann. Mag. Nat. Hist. (6) xi, 1892. The type specimen of the species is the one which was previously determined as *Botys pruinatis* LED. by BUTLER in 1880.

In the Proceedings of the Zoological Society of London, 1895, Sir G. F. HAMPSON recorded a species *Scirpophaga praelata* SCOP. as *Scirpophaga excerptalis* WLK. In 1896, HAMPSON published volume IV of his "The Fauna of British India, Moths," in which he gave Formosa as the locality of the following four species, and so far as the author can learn, these species had not been reported as occurring in this country up to that time.

- | | | |
|---|--|--|
| <ol style="list-style-type: none"> 1. <i>Stenmatophora fuscibasalis</i> SNELL. 2. <i>Sylepta iozasalis</i> WLK. | | <ol style="list-style-type: none"> 3. <i>Glyphodes canthusalis</i> WLK. 4. <i>Pyrausta celatais</i> WLK. |
|---|--|--|

In 1899, HAMPSON added another unrecorded species *Pionea albifimbrialis* WLK. to the *Pyralid*-fauna of Formosa. In 1900, *Pyralis manihotalis* GN. was recorded for the first time from Formosa by Prof. Dr. S. MATSUMURA in the "Illustrierten Zeitschrift für Entomologie," Bd. 5, No. 24.

E. HERING, in Stettiner Entomologische Zeitung, 64 Jahrgang, 1903, registered one unrecorded species *Nymphula depunctalis* MOOR. from this country. In 1910, Prof. Dr. S. MATSUMURA published a paper "Die schädlichen und nützlichen Insekten vom Zuckerrohr Formosas" in the Zeitschrift für Wissenschaftliche Insektenbiologie, Bd. VI, Heft 4. In this paper he dealt with the following three unrecorded species.

- | | | |
|--|--|--------------------------------------|
| 1. <i>Diatraea striatalis</i> SNELL.
2. <i>Chilo infuscatellus</i> SNELL. | | 3. <i>Scirpophaga aurifera</i> ZELL. |
|--|--|--------------------------------------|

Among the above mentioned species, *Diatraea striatalis* SNELL. and *Scirpophaga aurifera* ZELL. have already become synonyms as follows.

1. *Diatraea striatalis* SNELL. = *Diatraea venosata* WLK.
2. *Scirpophaga aurifera* ZELL. = *Scirpophaga nivella* FABR.

In the same year, A. E. WILEMAN described a new species *Tyana ornata* in the Entomologist, vol. XLIII, but the species was already stated as synonym of *Doloessa viridis* ZELL. by HAMPSON in 1917. In 1910, the Bulletin of the Agricultural Experiment Station, Formosa, vol. I was published, and in that publication Dr. T. SHIRAKI recorded the following five species for the first time, and also originated one new variety.

- | | | |
|---|--|--|
| 1. <i>Odezia hecate</i> BUTL.
var. <i>formosana</i> SHIR. (var. n.)
2. <i>Sylepta derogata</i> FABR.
3. <i>Nola triangularis</i> LEECH | | 4. <i>Hellula undalis</i> GN.
5. <i>Eudiotis hyalinata</i> LINN.
6. <i>Omphisa anastomosalis</i> GN. |
|---|--|--|

Among the above mentioned species the following three have already become synonyms.

1. *O. hecate* BUTL. var. *formosana* SHIR. = *Hymenia recurvalis* FABR.
2. *Nola triangularis* SHIRAKI (nec LEECH) = *Crocidolomia binotalis* ZELL.
3. *Eudiotis hyalinata* SHIRAKI (nec LINN.) = *Margaronia indica* SAUND.

With regard to *Omphisa anastomosalis* GN. SWINHOE* and CARADJA** stated that this species is quite distinct from *Omphisa illisalis* WLK. and the Chinese and Formosan specimens are identical with the WALKER's species, and so far as the author's investigations go, no one reported the real *Omphisa anastomosalis* GN. as occurring in this country up to the present time. In vol. V of the Bul. Agr. Exp. Stat, Formosa, 1912, Dr. SHIRAKI described a new species *Hypsipyla formosana*, and also an unrecorded species *Achroia grisella* FABR. was registered in the same publication. In the following year, vol. VIII of the Bulletin came out from the Agricultural Experiment Station, Formosa, in which Dr. SHIRAKI enumerated *Pseudopisara* with *Pseudopisara 4-punctata* SHIRAKI as a new genus and a new species of moth belonging to the family *Nolidae*, but later he corrected himself by saying that *Pseudopisara 4-punctata* SHIRAKI is a synonym of

*SWINHOE, Cat. Het. Mus. Oxf. II, p. 521 (1900).

**CARADJA, Acad. Rom. Mem. Sect. Stiint. III (iii), mem. 7, p. 355 (1925).

Crocidolomia binotalis ZELL., a species belonging to the family *Pyralidae*. Therefore genus *Pseudopisara* naturally became synonym of the genus *Crocidolomia*. In the same publication, another species *Leucinodes orbonalis* GN., which is, as far as the author is aware, new to Formosa, was enumerated.

In 1915, M. MAKI reported the following three species as occurring in this country in the Bulletin of the Experiment Station of Forestry, Formosa, vol. I.

- | | |
|--------------------------------------|--|
| 1. <i>Terastia meticulosalis</i> GN. | 3. <i>Hendecasis duplifascialis</i> HMPSN. |
| 2. <i>Phycis sphenidella</i> H. SCH. | |

Sir G. F. HAMPSON, in the Ann. Mag. Nat. Hist. (8) xviii, 1916, described the following four new species from Formosa.

- | | |
|--|---|
| 1. <i>Endotricha formosensis</i> HMPSN. (sp. n.) | 3. <i>Endotricha pulchella</i> HMPSN. (sp. n.) |
| 2. " <i>metacuralis</i> HMPSN. (sp. n.) | 4. <i>Spectrotrota erythrolepis</i> HMPSN. (sp. n.) |

In the following year, HAMPSON originated three more new Formosan species *Pyralis costinotalis*, *Bostra flavalis* and *Ambia melanistis*, in the Ann. Mag. Nat. Hist. (8) xix. In the same year HAMPSON published a paper "A Classification of the *Pyralidae*, Subfamily *Gallerianae*" in the Novitates Zoologicae, vol. XXIV, 1917. In this paper two species *Lamoria adaptella* WLK. and *Agdistopsis petrochroa* HMPSN. were newly recorded from this country. A. E. WILEMAN and R. SOUTH described the following eighteen new Formosan species in the Entomologist, vol. L, 1917.

- | | |
|---|--|
| 1. <i>Culladia bipunctella</i> sp. n. | 10. <i>Endotricha ruficosta</i> sp. n. |
| 2. <i>Crambus subterminellus</i> sp. n. | 11. <i>Spectrotrota catena</i> sp. n. |
| 3. " <i>flaviguttellus</i> sp. n. | 12. <i>Ambia interruptalis</i> sp. n. |
| 4. <i>Diatraea pulverata</i> sp. n. | 13. <i>Aulacodes conjunctalis</i> sp. n. |
| 5. <i>Orthaga confusa</i> sp. n. | 14. <i>Parthenodes taiwanalis</i> sp. n. |
| 6. <i>Stericta tripartita</i> sp. n. | 15. <i>Agrotera ornata</i> sp. n. |
| 7. " <i>dubia</i> sp. n. | 16. <i>Pagyda nebulosa</i> sp. n. |
| 8. <i>Pyralis</i> ? <i>costimacula</i> sp. n. | 17. <i>Pyrausta terminalis</i> sp. n. |
| 9. <i>Orthaga centralis</i> sp. n. | 18. <i>Sylepta sericeatalis</i> sp. n. |

In the same year, HAMPSON published another new species *Marasmia euryterminalis* from Formosa in the Ann. Mag. Nat. Hist. (8) xx. The following volume (9) i of the same publication came out in 1918, and in which two more new species *Sylepta euryterminalis* and *Epipagis setinalis* were originated from Formosa by HAMPSON. In the following series of the same publication HAMPSON described three more species as new as follows:

- | | |
|---|--|
| 1. <i>Crocidophora rufitinctalis</i> sp. n. | 3. <i>Hapalia polioctolalis</i> sp. n. |
| 2. <i>Hapalia endotrichialis</i> sp. n. | |

In 1918, HAMPSON published a paper "A Classification of the *Pyralidae*, subfamily *Hypsotropinae*" in the Proceedings of the Zoological Society of London, and in this paper he enumerated the following four new and three unrecorded species from Formosa.

- | | |
|---|--|
| 1. <i>Hypsotropa tripartalis</i> sp. n. | 5. <i>Commotria enervella</i> sp. n. |
| 2. <i>Rhinaphe flavescens</i> HMPSON. | 6. <i>Critonia phaeoneura</i> sp. n. |
| 3. <i>Laurentia albivenella</i> sp. n. | 7. <i>Emmalocera anerastica</i> SNELL. |
| 4. <i>Saluria sepicostella</i> RAG. | |

In the Entomologist, vol. LI, 1918, WILEMAN and SOUTH described the following seven Formosan species as new:

- | | |
|--|--|
| 1. <i>Patissa ? impurella</i> sp. n. | 5. <i>Leechia formosensis</i> sp. n. |
| 2. <i>Mesolia bipunctella</i> sp. n. | 6. <i>Scirpophaga nigropunctata</i> sp. n. |
| 3. <i>Surattha ? albistigma</i> sp. n. | 7. <i>Cryptoblabes formosella</i> sp. n. |
| 4. <i>Comorta albivenella</i> sp. n. | |

In the same year, E. STRAND published a paper "H. SAUTER'S Formosa-Ausbeute: *Pyralidae*, Subfam. *Pyraustinae*" in the Deutsche Entomologische Zeitschrift "*Iris*" Bd. XXXII, Heft, 1/2, and in this paper he enumerated two new genera, three new subgenera, thirty-seven new species, three new varieties, one new aberration, two new forms with thirty unrecorded species; they are as follows:

- | | |
|--|--|
| 1. <i>Aripana</i> (<i>Pyralocymatophora</i>
subg. n.) <i>frenularis</i> sp. n. | 19. <i>Hedylepta sauterialis</i> sp. n. |
| 2. " ? <i>dichocrocidalis</i> sp. n. | 20. <i>Nacoleia charesalis</i> WLK. |
| 3. " <i>lactiferalis</i> WLK.
ab. <i>apicipicta</i> ab. n. | 21. <i>Sylepta luctuosalis</i> GN. |
| 4. <i>Eurrhyarodes tricoloralis</i> ZELL. | 22. " <i>quaternalis</i> ZELL. |
| 5. " <i>nymphulalis</i> sp. n. | 23. " <i>imbutalis</i> WLK.
var. <i>taihokualis</i> var. n. |
| 6. <i>Agrotera posticalis</i> WLMN. | 24. " <i>macuralis</i> LEECH |
| 7. <i>Marasmia pauperalis</i> sp. n. | 25. " ? <i>lulalis</i> sp. n. |
| 8. <i>Nevrina procopia</i> CR. | 26. " <i>evergestialis</i> sp. n. |
| 9. <i>Pagyda botydalis</i> SN. | 27. " <i>haryoalis</i> sp. n. |
| 10. " <i>amphisalis</i> WLK.
form <i>amphisaloides</i> form n. | 28. " <i>kosemponis</i> sp. n. |
| 11. <i>Ercta elutalis</i> WLK. | 29. <i>Prorodes mimica</i> SWINH. |
| 12. <i>Syngamia floridalis</i> ZELL. | 30. <i>Lampridia ? vetustalis</i> sp. n. |
| 13. <i>Nosophora taihokualis</i> sp. n. | 31. <i>Lygropia syleptalis</i> sp. n. |
| 14. <i>Cydalima nigropunctalis</i> BREM. | 32. <i>Glyphodes negatalis</i> WLK. |
| 15. " <i>pfeifferi</i> LED. | 33. " <i>marinata</i> FABR. |
| 16. <i>Dichocrosis punctiferalis</i> GN. | 34. " <i>crithealis</i> WLK. |
| 17. <i>Hedylepta bianoralis</i> WLK. | 35. " <i>actorionalis</i> WLK. |
| 18. " (<i>Subhedylepta</i> subg. n.)
<i>pilocrocialis</i> sp. n. | 36. " <i>fyloalis</i> WLK. |
| | 37. <i>Lepyrodes perspectata</i> FABR. |
| | 38. <i>Crocidolomia suffusalis</i> HMPSON. |

- | | |
|--|---|
| <p>39. <i>Sameodes cancellalis</i> ZELL.
 40. " <i>miltchristalis</i> HMPSN.
 var. ? <i>equicalcaralis</i> var. n.
 41. <i>Analyta</i> (<i>Hyperanalyta</i> subg. n.)
 <i>pseudoapicalis</i> sp. n.
 42. <i>Leucinodella</i> (g. n.) <i>agrotorodes</i> sp. n.
 43. <i>Thliptoceras areolifera</i> sp. n.
 44. <i>Archernis humilis</i> SWINH.
 45. <i>Isocentris illectalis</i> WLK.
 46. <i>Crocidophora kosemponialis</i> sp. n.
 47. " <i>nectariphila</i> sp. n.
 48. " <i>carapina</i> sp. n.
 49. <i>Marucaamboinalis</i> FELD. et ROG.
 50. <i>Tetridia caletoralis</i> WLK.
 51. <i>Pachynoa melanopyga</i> sp. n.
 52. <i>Phlyctænodes anpingialis</i> sp. n.
 53. " <i>masalis</i> WLK. form
 <i>formosibia</i> form n.
 54. <i>Diasemia impulsalis</i> WLK.
 55. " <i>accalis</i> WLK.</p> | <p>56. <i>Diasemia calcaralis</i> sp. n.
 57. " <i>lepidoneuralis</i> sp. n.
 58. <i>Hemiscopsis suffusalis</i> WLK.
 var. ? <i>obscuralis</i> var. n.
 59. <i>Caramochrous pyraustalis</i> sp. n.
 60. " <i>tranquillalis</i> LED.
 61. <i>Pionea suisharyonensis</i> sp. n.
 62. " ? <i>nea</i> sp. n.
 63. " <i>schenklingi</i> sp. n.
 64. <i>Pyrausta masculina</i> sp. n.
 65. " <i>suisharyella</i> sp. n.
 66. " <i>suisharyonalis</i> sp. n.
 67. " <i>tapa</i> sp. n.
 68. " <i>pata</i> sp. n.
 69. " <i>austa</i> sp. n.
 70. " ? <i>kosemponalis</i> sp. n.
 71. " <i>faecalis</i> sp. n.
 72. " <i>hoosana</i> sp. n.
 73. <i>Puriella</i> (g. n.) <i>problematica</i> sp. n.</p> |
|--|---|

In February, 1919, STRAND's paper of "H. SAUTER's Formosa-Ausbeute: *Pyralididae*, Subfam. *Sterictinae*, *Endotrichinae*, *Pyralidinae* und *Hydrocampinae* (Lep.))" was published in the Entomologische Mitteilungen, Bd. VIII, Nr. 1/3, and the following eight new species, three new varieties, one new form and nine unrecorded species were enumerated.

- | | |
|---|--|
| <p>1. <i>Locastra muscosalis</i> WLK.
 2. <i>Macalla derogatella</i> WLK.
 var. <i>formosibia</i> var. n.
 3. " <i>margarita</i> BUTL.
 var. <i>shisana</i> var. n.
 4. <i>Orthaga</i> ? <i>edetalis</i> sp. n.
 5. <i>Stericta shisalis</i> sp. n.
 6. <i>Endotricha ruminalis</i> WLK.
 7. " <i>anpingia</i> sp. n.
 8. <i>Cotachena histricalis</i> WLK.
 9. <i>Pyralis anpingialis</i> sp. n.
 10. " <i>pupalis</i> sp. n.
 11. " <i>pictalis</i> CURT.</p> | <p>12. <i>Triphassa proboscidalis</i> sp. n.
 13. <i>Herculia marthalis</i> WLK.
 14. " <i>sokutsensis</i> sp. n.
 15. " <i>ignifualis</i> WLK.
 16. " " "
 form <i>angusti</i> form n.
 17. " <i>nannodes</i> BUTL.
 var. <i>formosibia</i> var. n.
 18. <i>Propachys nigrivena</i> WLK.
 19. <i>Tocolosida rubriceps</i> WLK.
 20. <i>Nymphula foedalis</i> GN.
 21. " <i>definitalis</i> sp. n.</p> |
|---|--|

In June of the same year, STRAND's paper of SAUTER's Formosa-Ausbeute, & etc. was continued in the Nr. 4/6 of the Entom. Mitteilung. Bd. VIII, and the following seven new species and two unrecorded species were contained.

- | | |
|--|--|
| <ol style="list-style-type: none"> 1. <i>Nymphula uxorialis</i> sp. n. 2. <i>Symphonia secunda</i> sp. n. 3. <i>Oligostigma catacystalis</i> sp. n. 4. " ? <i>hapilistale</i> sp. n. 5. " <i>gibbosalis</i> GN. | <ol style="list-style-type: none"> 6. <i>Oligostigma aulacodialis</i> sp. n. 7. <i>Stegothyris diagonalis</i> GN. 8. <i>Bradina erilitoides</i> sp. n. 9. " <i>aulacodialis</i> sp. n. |
|--|--|

In the Entom. Mitteilung. VIII (7/9), 1919 (September), STRAND's paper was still continued, and another one new species, one new variety, one new form and three unrecorded species were published; they are as follows:

- | | |
|---|---|
| <ol style="list-style-type: none"> 1. <i>Stenia spodinopa</i> MEYR.
form <i>spodinopella</i> form n. 2. <i>Piletocera aegimiusalis</i> WLK. 3. <i>Luma sericea</i> BUTL. | <ol style="list-style-type: none"> 4. <i>Physematia concordalis</i> LED.
var. <i>deftoralis</i> var. n. 5. <i>Aediodina quaternalis</i> LED. 6. <i>Tatobotys depalpalis</i> sp. n. |
|---|---|

In July, 1919, STRAND published another paper "H. SAUTER'S Formosa-Ausbeute: Pyralididae, Subfam. Galleriinae, Crambinae, Schoenobiinae, Anerastiinae und Phycitinae" in the Stettiner Entomologische Zeitung, 79 Jahrgang, Heft II, and in this paper he enumerated one new genus, one new subgenus, twenty-two new species and two new aberrations with three unrecorded species and one unrecorded variety; they are as follows:

- | | |
|--|--|
| <ol style="list-style-type: none"> 1. <i>Lamoria anella</i> SCHIFF. 2. <i>Crambus</i> ? <i>decapitatus</i> sp. n. 3. " <i>meus</i> sp. n. 4. " <i>arachnophagus</i> sp. n. 5. " <i>anpingiellus</i> sp. n. 6. " <i>anpingicola</i> sp. n. 7. " " STRAND
ab. <i>aberrantellus</i> ab. n. 8. <i>Platytes</i> (<i>Platytesia</i> subg. n.)
<i>alikangiella</i> sp. n. 9. <i>Mesolia erotica</i> sp. n. 10. <i>Charltoniada</i> (g. n.) <i>difficilis</i> sp. n. 11. <i>Scirpophaga excerptalis</i> WLK. 12. " <i>euclastalis</i> sp. n. 13. <i>Schoeniobius bipunctifer</i> WLK.
ab. <i>quadripunctellifera</i> ab. n. | <ol style="list-style-type: none"> 14. <i>Cirrhochrusta kosempomialis</i> sp. n. 15. <i>Hypsotropa formosalis</i> sp. n. 16. " <i>grassa</i> sp. n. 17. <i>Anerastia stramineipennis</i> sp. n. 18. <i>Polyocha variegatella</i> RAG. 19. <i>Fatna</i> ? <i>miserabilis</i> sp. n. 20. <i>Nephopteryx kosempomella</i> sp. n. 21. " <i>anpingicola</i> sp. n. 22. " (<i>Oligochrca</i>) <i>obenbergeri</i> sp. n. 23. <i>Microthrix miserabilis</i> sp. n. 24. <i>Epicrocis anpingialis</i> sp. n. 25. " <i>koshunalis</i> sp. n. 26. <i>Cantheka aegnusalis</i> RAG.
var. <i>roseocinctella</i> RAG. 27. <i>Phycita</i> ? <i>epicrociella</i> sp. n. 28. <i>Etiella furella</i> sp. n. |
|--|--|

In 1919, HAMPSON described two new species *Crambus distinctellus* and *Crambus apicenotatus* from Formosa, in the Ann. Mag. Nat. Hist. (9) iii. In the same year, WILEMAN and SOUTH originated the following four new species from this country in the Entomologist, vol. LII.

- | | | |
|-------------------------------------|--|--|
| 1. <i>Phycita griseofusa</i> sp. n. | | 3. <i>Nephoptyx ochridorsalis</i> sp. n. |
| 2. „ <i>taiwanella</i> sp. n. | | 4. <i>Scoparia promiscua</i> sp. n. |

In 1920, E. STRAND, in Arch. Natg. 84, A 12, established a new genus *Singhaliella*, and three new species *Critonia* (*Singhaliella*) *simplicipalpis*, *Piletocera formosalis* and *Bostra bigyra* from this country. He also recorded *Trebania flavifrontalis* LEECH for the first time. In the Entom. Zeitschr. Frankf. 36 (4), 1922, the following one new species, one new form and one unrecorded species were enumerated from Formosa by STRAND.

- | | | |
|---|--|-----------------------------------|
| 1. <i>Ancylosis formosae</i> sp. n. | | 3. <i>Bocchoris adipalis</i> LED. |
| 2. <i>Sylepta quadrimaculatis</i> KLLR. | | form <i>chosokeialis</i> form n. |

In 1927, the author added a species *Orybina flaviplaga* WLK. to the *Pyralid*-fauna of Formosa, as described in the Insect World (Konchūsekai), vol. XXXI, no. 10, and so far as the author is aware, no one had previously reported this species as occurring in this country up to that time.

II. REVISION

1. *Lamoria anella* SCHIFF.

STRAND, Stett. Ent. Zeit. 79 (ii), p. 250 (1919).

The Formosan specimen identified by STRAND as *Lamoria anella* SCHIFF. (the author of the species should be SCHIFF. et DEN.) differs from the real *L. anella* SCHIFF. et DEN. the ground colour being yellowish, and the antemedial line of the fore wing being more highly excurved. The author has learned after his personal examination that *L. anella* STRAND (nec SCHIFF. et DEN.) is identical with *Lamoria inostentalis* WLK.

2. *Agdistopsis petrochroa* HMPSN.

Novit. Zool. xxiv, p. 44 (1917).

In 1917, HAMPSON gave Formosa as a locality of *Agdistopsis petrochroa* HMPSN. The author, however, found that HAMPSON's species is apparently identical with *A. sinhala* FLET. from Ceylon, which was described much earlier (1909) than the HAMPSON's species.

3. Genus *Culladia* MOOR.

The genotype of the genus *Culladia* is *admigratella* WLK. which has a very variable neuration; sometimes vein 4 of the fore wing absent, and 3 from lower angle of cell and free from 5; in some cases, vein 4 of the same wing present; the type specimen of the species, however, has veins 3, 4, 5 of the fore wing stalked. Nearly all the Formosan specimens the author examined wanting vein 4 of the fore wing.

4. *Patissa ? impurella* WLMN. et SOUTH

Entom. LI, p. 218 (1918).

The author had an opportunity of examining the type specimen of the above mentioned species and found that the species is only a worn specimen of *Crambus infixellus* WLK. Therefore the former naturally becomes a synonym of the latter as *C. infixellus* WLK. which was described in 1863.

5. *Crambus anpingicola* STRAND

Stett. Ent. Zeit. 79 (ii), p. 254 (1919).

The author studied that *C. anpingicola* STRAND is a synonym of *C. infixellus* WLK.

6. **Crambus anpingicola** STRAND ab. **aberrantellus** STRAND

Stett. Ent. Zeit. 79 (ii), p. 254 (1919).

So far as the author's investigations go, ab. *aberrantellus* STRAND could hardly be distinguished from *C. infixellus* WLK., and so he treated in this paper ab. *aberrantellus* STRAND as a synonym of the WALKER'S species.

7. **Crambus anpingiellus** STRAND

Stett. Ent. Zeit. 79 (ii), p. 252 (1919).

C. anpingiellus STRAND is evidently identical with *Crambus distictellus* HMPSN. which was described in March, 1919, and STRAND'S species in July, 1919. Therefore *C. anpingiellus* STRAND becomes a synonym of *C. distictellus* HMPSN.

8. **Crambus apicenotatus** HMPSN.

Ann. Mag. Nat. Hist. (9) iii, p. 287 (1919).

In this paper the author placed *apicenotatus* HMPSN. under genus *Diatraea*, because the specimen of the species has vein 7 of the fore wing arising from the cell, and all other characters coincide with the genus *Diatraea*.

9. **Charltoniada difficilis** STRAND

Stett. Ent. Zeit. 79 (ii), p. 259 (1919).

C. difficilis STRAND is a synonym of *Diatraea apicenotata* HMPSN. from Formosa. The former described in July, 1919, and the latter in March, 1919.

10. Genus **Charltoniada** STRAND

Stett. Ent. Zeit. 79 (ii), pp. 259, 260 (1919).

The genotype of the genus *Charltoniada* is *difficillis* STRAND = *Diatraea apicenotata* HMPSN. and the genus is identical with genus *Diatraea* which was established by GUILDING in 1832 with a species *saccharalis* FABR. as the genotype.

11. **Mesolia erotica** STRAND

Stett. Ent. Zeit. 79 (ii), p. 256 (1919).

M. erotica STRAND is apparently identical with *M. bipunctella* WLMN. et SOUTH. The latter was described in 1918 from Formosa.

12. **Platytes (Platytesia) alikangiella** STRAND

Stett. Ent. Zeit. 79 (ii), p. 255 (1919).

P. alikangiella STRAND is a synonym of *Surattha albistigma* WLMN. et SOUTH, described in 1918 from Formosa.

13. **Surattha ? albistigma** WLMN. et SOUTH

WILEMAN & SOUTH placed *albistigma* WLMN. et SOUTH under genus *Surattha* with some doubt; the author, however, found after his personal examination that the species really belongs to the genus *Surattha*.

14. Subgenus **Platytesia** STRAND

Platytes (Platytesia) alikangiella STRAND = *Surattha albistigma* WLMN. et SOUTH is the genotype of the subgenus *Platytesia*. The author in this paper placed the above mentioned subgenus under genus *Surattha* as a synonym, because he could not find any particular character to be stated as a subgenus. The genotype of the genus *Surattha* is *invectalis* WLK. and was established by WALKER in 1863.

15. **Hypsotropa tripartalis** HMPSN.

Proc. Zool. Soc. Lond. p. 74 (1918).

The type specimen of *H. tripartalis* HMPSN. is a male, not female as stated by HAMPSON.

16. Genus **Anerastia** HBN.

Verz. Schmett. p. 367 (1826).

HÜBNER established genus *Anerastia* in 1826 and included the following species in the genus.

1. *dignella* HBN. 2. *lignella* HBN. 3. *decorella* HBN. 4. *lotella* HBN.

However, HÜBNER did not state plainly which is the genotype of the genus. In 1848, ZELLER, in his *Isis*, p. 586, treated *Anerastia* as a genus belonging to the *Phycitidae*, and only *lotella* HBN. remained in the genus. MOORE, in *Lep. Ceyl.* iii. p. 359, 1886, plainly announced *lotella* HBN. as the genotype of *Anerastia*, and HAMPSON (*Rom. Mém.* viii, p. 394, 1901) also referred to MOORE's statement. However, HAMPSON, in *Proc. Zool. Soc. Lond.*, p. 80, 1918, stated *dignella* HBN.

as the genotype of *Anerastia* and afterwards he established the following two new subfamily names.

1. *Anerastiinae* for the old *Phycitinae*.
2. *Hypsotropinae* for the old *Anerastiinae*.

However, under the rule of the zoological nomenclature, *lotella* HBN. in this case, has apparently the priority of the genotype of *Anerastia*; therefore in this paper the author replaced genus *Anerastia* under the old subfamily *Anerastiinae*, and treated *Hypsotropinae* as a synonym of *Anerastiinae*.

17. *Laurentia albivenella* HMPSN.

Proc. Zool. Soc. Lond. p. 90 (1918).

L. albivenella HMPSN. was originated from Formosa, and is apparently identical with *Saluria albivenella* RAG. from Argentine.

18. *Comorta albivenella* WLMN. et SOUTH

Entom. LI, p. 219 (1918).

The type specimen of *C. albivenella* WLMN, et SOUTH came from Takao, Formosa, and is also identical with *Saluria albivenella* RAG.

19. *Commotria tripartella* HMPSN.

Proc. Zool. Soc. Lond. p. 109 (1918).

So far as the author's investigations go, *C. tripartella* HMPSN. is a synonym of *Saluria rosella* HMPSN.

20. *Critonia phaeoneura* HMPSN.

Typically genus *Critonia* has veins 3,5 of the hind wing arising from the lower angle of cell. While those of *phaeoneura* HMPSN. are distinctly stalked with each other towards the origin; therefore this species may be classified under some other genus, may it be observed by more material of the species. For the present, the author placed the species under the genus *Critonia* with some doubt, as he has been examined only the type specimen of the species.

21. *Polyocha variegatella* RAG.

STRAND, Stett. Ent. Zeit. 79 (ii), p. 266 (1919).

The author gave his personal examination upon the Formosan specimen identified by STRAND as *P. variegatella* RAG. and came to the conclusion that the specimen is evidently identical with *Emmalocera anerastica*

SNELL. from Sumatra. Therefore *Polyocha variegatella* STRAND (nec RAG.) becomes a synonym of *E. anerastica* SNELL.

22. *Leechia formosensis* WLMN. et SOUTH

Entom. LI, p. 218 (1918).

The author had an opportunity of comparing *L. formosensis* WLMN. et SOUTH with the type specimen of *Leechia sinuosalis* SOUTH from China, and could not find any particular difference between these two species as to separate one from another. The latter was described in 1901, and so *L. formosensis* WLMN. et SOUTH becomes a synonym of *L. sinuosalis* SOUTH.

23. Genus *Crambostenia* SWINH.

In the Proc. Zool. Soc. Lond., p. 908, 1895, and in the Fauna of British Indian Moths, iv, p. 41, 1896, Sir G. F. HAMPSON stated genus *Crambostenia* under genus *Ramila* MOORE (Proc. Zool. Soc. Lond. p. 667, 1867) as a synonym. The genotype of the former is *angustifimbrialis* SWINH., and of the latter is *marginella* MOOR. After the author's personal examination it was found that the genus *Crambostenia* has vein 10 of the fore wing stalked with 7, 8 and 9, while this vein of the genus *Ramila* arises from the cell and free from 7, 8 and 9. Therefore genus *Crambostenia* should be adopted as a distinct genus, and is separated from genus *Cyllocausta* WARR. by the vein 10 of the fore wing given off from 8 before 7 instead of being after.

24. *Scirpophaga degenerella* WLK.

BUTLER, Proc. Zool. Soc. Lond. p. 690 (1880).

The Formosan specimens identified by BUTLER as *S. degenerella* WLK. may be divided into the following two species.

1. *S. degenerella* BUTL. (nec WLK.) ♂ = *Patissa virginea* ZELL.
2. *S. degenerella* BUTL. (nec WLK.) ♀ = *Scirpophaga praelata* SCOP.

The real *degenerella* WLK. was originally placed under genus *Rupela* (?) and truly is a species belonging to the family *Lithosiidae*.

25. *Scirpophaga euclastalis* STRAND

Stett. Ent. Zeit. 79 (ii), p. 262 (1919).

S. euclastalis STRAND is identical with *S. brunnescens* MOOR. described from India in 1888.

26. *Apurima graciosella* BUTL.

Proc. Zool. Soc. Lond. p. 690 (1880).

So far as the author's investigations go, no one has paid particular attention to *A. graciosella* BUTL. The type specimen of the species came from Takao, Formosa (Coll. HOBSON), and is now in the collection of the British Museum. The author gave his personal observation upon the type specimen of the species and came to the conclusion that the species is evidently identical with *Schoenobius incertellus* WLK.

27. *Schoenobius bipunctifer* WLK. ab. *quadripunctellifera* STRAND

Stett. Ent. Zeit. 79 (ii), p. 263 (1919).

No particular difference between ab. *quadripunctellifera* STRAND and the typical species of *S. bipunctifer* WLK. could be found.

28. Genus *Margaronia* MARUMO

NAWA Essays, p. 35 (1917).

The genotype of *Margaronia* MARUMO is *brizoalis* WLK. However, the generic name *Margaronia* was previously used for a genus belonging to the subfamily *Pyraustinae* by HÜBNER in 1826. In 1863, LEDEKER established a genus *Cirrhochrista*, the genotype of which is *brizoalis* WLK. Therefore genus *Margaronia* MARUMO naturally becomes a synonym of genus *Cirrhochrista*. The author examined thirty-seven specimens of *brizoalis* WLK.; in a few specimens the proboscis was rather distinct, but in most cases the proboscis was wanting or hardly observed.

29. *Cirrhochrista bifurcalis* HMPSN.

Ann. Mag. Nat. Hist. (9) iv, p. 325 (1919).

C. bifurcalis HMPSN. was described in November, 1919. E. STRAND described a new species *C. kosemponialis* from Formosa in July, 1919. The author gave his personal examination upon the types of the above mentioned species and came to the conclusion that these two species are evidently identical. Therefore *C. bifurcalis* HMPSN. becomes a synonym of *C. kosemponialis* STRAND.

30. *Cirrhochrista bracteolalis* HMPSN.

Ill. Typ. Het. B. M. viii, p. 135, pl. 155, f. 3 (1891).

This species is distinguishable from *C. kosemponialis* STRAND only by

the fore wing being suffused with fuscous except at the apex. In this paper the author therefore treated *C. bracteolalis* HMPSEN. as an aberration of *C. kosemponialis* STRAND.

- 31. *Cryptoblabe formosella*** WLMN. et SOUTH
Entom. LI, p. 219 (1918).

The male type specimen of *C. formosella* WLMN. et SOUTH is apparently identical with *Ephestia cautella* WLK., and only the female type specimen stands for *formosella* WLMN. et SOUTH. The specimen of *formosella* WLMN. et SOUTH has vein 4 of the fore wing distinctly branching from 5, while in the specimen belonging to the genus *Cryptoblabe* vein 4 well separated from 5. Therefore the author transferred *formosella* WLMN. et SOUTH from the genus *Cryptoblabe* to *Phycita*.

- 32. *Phycis sphenidella*** MAKI (nec H. SCH.)
Bul. Forest. Exp. Stat. Formosa, I, p. 42, pl. 9, f. 5 (1915).
MAKI's figure of *Phycis sphenidella* MAKI (nec H. SCH.) coincides with *Dioryctria abietella* SCHIFF. et DEN.

- 33. *Phycita griseofusa*** WLMN. et SOUTH
Entom. LII, p. 267 (1919).

The specimen of *P. griseofusa* WLMN. et SOUTH has vein 3 of the hind wing arising from the angle of cell and closely approximated to 4,5 towards the origin. The author therefore transferred this species from the genus *Phycita* to *Nephopteryx*.

- 34. *Phycita ? epicrociella*** STRAND
Stett. Ent. Zeit. 79 (ii), p. 273 (1919).

The author examined the neuration of the type specimen of *Phycita ? epicrociella* STRAND; vein 4 of the hind wing approximated to 5 towards origin but not stalked. In the specimen belonging to genus *Phycita*, however, vein 4 stalked with 5. So that the author placed the above mentioned species under genus *Numoria* instead of *Phycita ?*.

- 35. *Nephopteryx (Oligochroa) obenbergeri*** STRAND
Stett. Ent. Zeit. 79 (ii), p. 270 (1919).

N. obenbergeri STRAND is identical with *Candiope syntaractis* TURN. described in 1904.

36. *Nephoptyx anpingicola* STRAND

Stett. Ent. Zeit. 79 (ii), p. 268 (1918).

The author placed *anpingicola* STRAND under genus *Tephris* instead of *Nephoptyx*, because the specimen has the palpi upturned and the 3rd joint porrect; vein 4 of the fore wing stalked with 5 towards origin; veins 3, 4, 5 of the hind wing stalked.

37. *Epirocis anpingialis* STRAND

Stett. Ent. Zeit. 79 (ii), p. 272 (1919).

E. anpingialis STRAND is a synonym of *Ilithya stibiella* SNELL.

38. *Canthelea aegnusalis* WLK. var. *roseocinctella* RAG.

STRAND, Stett. Ent. Zeit. 79 (ii), p. 273 (1919).

The Formosan specimen identified by STRAND as *C. aegnusalis* WLK. var. *roseocinctella* RAG. is hardly distinguishable from the typical species of *oegnusalis* WLK. (nec *aegnusalis*). In this paper the author therefore adopted var. *roseocinctella* STRAND (nec RAG.) as a synonym of *oegnusalis* WLK. which is also transferred from the genus *Canthelea* to *Ilithya*.

39. *Epirocis koshunalis* STRAND

Stett. Ent. Zeit. 79 (ii), p. 273 (1919).

This species is apparently identical with *Ilithya lateritialis* WLK. described in 1863.

40. *Crambus* ? *decapitatus* STRAND

Stett. Ent. Zeit. 79 (ii), p. 250 (1919).

STRAND doubtfully placed his new species *decapitatus* under genus *Crambus*, a genus belonging to the subfamily *Crambinae*. The type specimen of *decapitatus* STRAND is in a miserable condition, the head and abdomen missing. The author gave his personal investigation upon the type specimen of the species and found that the species is evidently identical with *Volobilis chloropterella* HMPSN., a species belonging to the subfamily *Phycitinae*.

41. *Stericta tripartita* WLMN. et SOUTH

Entom. L., p. 128 (1917).

The author transferred *Stericta tripartita* WLMN. et SOUTH to genus *Lepidogma*, because the specimen of the species has vein 7 of the hind wing anastomosed with 8, and 4 approximated to 5 towards origin.

42. *Stericta dubia* WLMN. et SOUTH

Entom. L, p. 128 (1917).

S. dubia WLMN. et SOUTH is apparently identical with *Lepidogma ? melanolopha* HMPSN. from Ceylon. It is an interesting problem for students to investigate the neuration of the specimen of this species. All the Formosan specimens examined by the author have vein 4 of the fore wing approximated to 5; 7 stalked with 8, 9. Hind wing with vein 3 absent; 4 approximated to 5 towards origin. However, the author was unable to give his personal examination upon the male specimens, so that he suspects that the species may have to be classified elsewhere under other genus.

43. *Macalla margarita* BUTL. var. *shisana* STRAND

Entom. Mitteilung. viii (1/3), p. 51 (1919).

M. margarita BUTL. var. *shisana* STRAND is evidently identical with *Macalla albifusa* HMPSN. from India, described in 1896.

44. *Macalla derogatella* WLK. var. *formosibia* STRAND

Entom. Mitteilung. viii (1/3), p. 50 (1919).

M. derogatella WLK. var. *formosibia* STRAND becomes a synonym of *Macalla nubilosa* MOOR.

45. *Pyralis ? costumacula* WLMN. et SOUTH

Entom. L, p. 175 (1917).

WILEMAN & SOUTH described *Pyralis ? costumacula* as a new species belonging to the subfamily *Pyralinae*, but the species does not have characteristics of the subfamily, and should be placed in the subfamily *Epipaschiinae*, and is a synonym of *Macalla validalis* WLK.

46. *Stericta shisalis* STRAND

Entom. Mitteilung. viii (1/3), p. 53 (1919).

The author had an opportunity of examining the type specimen of *S. shisalis* STRAND, and found that STRAND's species is apparently identical with *Stericta olivacea* WARR.

47. *Endotricha pulchella* HMPSN.

Ann. Mag. Nat. Hist. (8) xviii, p. 366 (1916).

The author examined the neuration of four female specimens of *E. pulchella* HMPSN. (including the type specimen) and came to the fol-

lowing conclusion.

- a. Fore wing with vein 7 arises from the cell.
- b. Fore wing with veins 8, 9, 10 and 11 stalked.
- c. Fore wing with vein 4 absent.
- d. Hind wing with vein 4 absent.
- e. Hind wing with the cell shorter than a half length of the wing.

The author therefore thought that the species may have to be classified under the subfamily *Hydrocampinae*, but in this paper he left the species still in the subfam. *Endotrichinae*, because he was unable to give his observation upon the characters of male specimen of the species.

48. Genus *Puriella* STRAND

Deut. Ent. Zeit. Iris, xxxii (1/2), p. 88 (1918).

The genotype of *Puriella* is *problematica* STRAND, and originated as a new genus under the subfamily *Pyraustinae*. The specimen of the above mentioned species has veins 3, 4, 5 of the fore wing well separated from one another; 7 stalked with 8, 9; 10 from the cell; 11 wanting. Hind wing with vein 3 from close angle of cell; 4 distinctly stalked with 5. Therefore the author transferred this genus to the subfam. *Endotrichinae*.

49. *Pyralis manihotalis* GN.

MATSUMURA, Ill. Zeitschr. Ent. 5 (24), p. 381 (1900).

The author has learned that the Formosan specimen identified by Prof. Dr. MATSUMURA as *Pyralis manihotalis* GN. is identical with *Pyralis farinatis* LINN.

50. *Pyralis puralis* STRAND

Entom. Mitteilung. viii (1/3), p. 57 (1919).

P. puralis STRAND is a synonym of *P. manihotalis* GN.

51. *Triphassa proboscidalis* STRAND

Entom. Mitteilung. viii (1/3), p. 58 (1919).

The type specimen of *T. proboscidalis* STRAND unfortunately lost its palpi, but the author was able to examine the cotype with other two specimens of the species, which have the palpi upturned, and vein 4 of the both wings stalked with 5 for a short distance. Therefore in this paper the author placed this species under genus *Pyralis* instead of *Triphassa*.

52. Genus *Stemmatophora*.

In 1891, RAGONOT stated *combustalis* F. R. as the genotype of *Stemmatophora*. However, MOORE, in his Lep. Ceyl. iii, p. 260, 1885, had already announced *excustalis* GN. for the genotype of the above genus. Therefore in this case, the latter should be adopted.

53. *Herculia nannodes* BUTL. var. *formosibia* STRAND

Entom. Mitteilung. viii (1/3), p. 60 (1919).

Var. *formosibia* STRAND is a synonym of *Herculia imbecilis* MOOR.

54. *Pyralis anpingialis* STRAND

Entom. Mitteilung. viii (1/3), p. 56 (1919).

STRAND placed *anpingialis* STRAND under genus *Pyralis*. However, the specimen of the species has the palpi upturned, the 3rd joint perfect, and vein 4 of both wings approximated to 5 towards origin, but not stalked. The author therefore in this paper placed the species under genus *Herculia* instead of *Pyralis*.

55. *Herculia marthalis* WLK.

STRAND, Entom. Mitteilung. viii (1/3), p. 58 (1919).

STRAND wrongly identified *H. pelasgalis* WLK. as *H. marthalis* WLK. *H. pelasgalis* WLK. may be easily distinguished from *H. marthalis* WLK. as follows:

- a. Postmedial line on the fore wing not so highly excurved as that of *H. marthalis*-WLK.
- b. Fore wing with only four yellowish specks on costa between ante- and postmedial lines instead of eight or nine.
- c. Hind wing with the lines nearly parallel.
- d. *H. marthalis* WLK. has the area between the lines on the hind wing much broader especially on the costal half.

56. *Endotricha ruficosta* WLMN. et SOUTH

Entom. L, p. 175 (1917).

E. ruficosta WLMN. et SOUTH could hardly be separated from *Herculia nanalis* WLMN. from Japan, a species belonging to the subfam. *Pyralinae*. In this paper the author therefore treated *E. ruficosta* WLMN. et SOUTH as a synonym of *Herculia nanalis* WLMN.

57. *Herculia ignifualis* WLK.

STRAND, Entom. Mitteilung. viii (1/3), p. 59 (1919).

The Formosan specimen identified by STRAND as *Herculia ignifualis*

Wlk. differs from the real *H. igniflualis* Wlk. by the postmedial line on the fore wing, and the middle area of the hind wing being much narrower, and is identical with *H. suffusalis* Wlk.

58. Genus *Polycampsis* WARR.

Genus *Polycampsis*, type of which is *longinasus* WARR. has been placed under genus *Hyboloma* RAG. (type *nummosalis* RAG.) as a synonym. However, the former has vein 6 of the fore wing distinctly stalked with 7, 8, 9; 4 of the hind wing also stalked with 5., while in the latter, vein 6 of the fore wing free from 7, 8, 9; 4 of the hind wing not stalked with 5. The author therefore in this paper treated *Polycampsis* as a distinct genus.

59. *Bostra flavalis* HMPSN.

Ann. Mag. Nat. Hist. (8) xix, p. 93 (1917).

HAMPSON originally placed *flavalis* HMPSN. under genus *Bostra*, but the specimen of the species has vein 4 of both wings stalked with 5, and the labial palpi porrect; maxillary palpi filiform. Thus this species should be transferred to genus *Melanalis* HMPSN. (type *perfusca* HMPSN.)

60. *Spectrotrota erythrolepia* HMPSN.

Ann. Mag. Nat. Hist. (8) xviii, p. 134 (1916).

HAMPSON described *erythrolepia* HMPSN. as a new species belonging to the subfam. *Epipaschiinæ*, but the species has no tuft of raised scales in the cell, and also vein 7 of the hind wing is not anastomosed with 8. Therefore the author placed this species under *Tegulifera*, a genus of the subfam. *Pyralinæ*.

61. *Spectrotrota catena* WLMN. et SOUTH

Entom. L, p. 127 (1617).

S. catena WLMN. et SOUTH is a synonym of *Tegulifera erythrolepia* HMPSN.

62. *Trichophysetis hampsoni* SOUTH

Trans. Ent. Soc. Lond. p. 420, pl. xiv, f. 28 (1901).

SOUTH first placed *hampsoni* SOUTH under genus *Trichophysetis* in the subfam. *Endotrichinæ*. The specimen of the species has vein 7 of the fore wing arising from the cell and free from 8, 9, and 10 of the same

wing also from the cell. Therefore the author placed this species under *Nymphula*, a genus of the subfam. *Hydrocampinae*.

63. *Bocchoris trivitalis* WARR.

Ann. Mag. Nat. Hist. (6) xv, p. 302 (1895).

This species has been placed in the subfam. *Pyraustinae*. The specimen of the species has vein 10 of the fore wing distinctly stalked with 8, 9; 2, 3, 4 and 5 from the cell; 6, 7 also from the cell. Hind wing with veins 2, 3, 4 and 5 from the cell; 7 anastomosing with 8; labial palpi upturned, the 3rd joint short and blunt. Therefore in this paper the author placed this species under genus *Symphonia* in the subfam. *Hydrocampinae*.

64. Genus *Eugauria* SNELL.

Tijd. v. Ent. 43, p. 290 (1901).

The genotype of *Eugauria* is *albidentata* HMPSEN. and the genus is separated from genus *Cataclysta* in the following points:

- a. Fore wing with vein 10 absent.
- b. Fore wing with vein 3 shortly stalked with 4 towards origin.
- c. Hind wing with the cell very short.
- d. Labial palpi with the 3rd joint as long as the 2nd.
- e. Maxillary palpi dilated at extremities.

65. *Ambia interruptalis* WLMN. et SOUTH

Entom. L, p. 175 (1917).

The author in this paper adopted genus *Cymoriza* instead of *Ambia* for *interruptalis* WLMN. et SOUTH, as the specimen of the species has the following characteristics:

- a. Frons with a slightly rounded prominence.
- b. Hind wing with vein 7 from below the upper angle of cell.
- c. Fore wing with a glandular swelling at the middle of costa.

66. *Oligostigma* ? *hapilistale* STRAND

Entom. Mitteilung. viii (4/6), p. 105 (1919).

The specimen of *O. ? hapilistale* STRAND has vein 3 of the fore wing stalked with 4, and 11 also stalked with 8, 9, 10, so that the author placed this species under genus *Strepsinoma*.

S. hapilistale STRAND is very closely related to *S. croesusalis* WLK., but may be distinguished from the latter in the following points:

- a. The area between the discocellular white dot and the postmedial fascia much broader, the postmedial fascia more highly excurved.
- b. The basal white fascia on each wing lacking.

67. *Oligostigma aulacodealis* STRAND

Entom. Mitteilung. viii (4/6), p. 106 (1919).

O. aulacodealis STRAND is a synonym of *Eoöphyla conjunctalis* WLMN. et SOUTH from Formosa, the latter originally placed under genus *Aulacodes*. *E. conjunctalis* WLMN. et SOUTH is distinguished from *E. peribocalis* WLK. in the following points:

- a. Fore wing with a triangular postmedial patch which is nearly straight on its inner edge.
- b. Fore wing with a triangular postmedial patch concaved on its outer edge.
- c. Hind wing with the area between the orange-buff medial band and the terminal black spots suffused triangularly with blackish scales.

68. *Oligostigma cataclystalis* STRAND

Entom. Mitteilung. viii (4/6), p. 105 (1919).

STRAND stated "Von *Cataclysta prodigalis* LEECH abweichend u. a. durch das Fehlen eines weissen Dorsalrandfleckes im Vorderflügel". The author examined eighteen specimens of the species and found out in most specimens a white marking at the middle of the dorsum of the fore wing; but some times that marking is lacking. So the author in this paper treated *O. cataclystalis* STRAND as a variety of *Cataclysta prodigalis* LEECH, which is placed in this paper under genus *Parthenodes*.

69. *Parthenodes taiwanalis* WLMN. et SOUTH

Entom. L, p. 176 (1917).

The type specimen of *P. taiwanalis* WLMN. et SOUTH is a female, not male as stated by WILEMAN & SOUTH, and this species seems to be only a variety of *P. distinctalis* LEECH. The author carefully compared both the types of the above mentioned species and learned only one point distinct from one another, namely, the white dot at dorsum of the fore wing of *taiwanalis* WLMN. et SOUTH rounded in shape, while in the other species that dot is oval.

70. Genus *Massepha* WLK.

Genus *Massepha* has been placed in the subfam. *Pyraustinae*, but in this paper the author transferred it to the subfam. *Hydrocampinae*

after his personal examination of several specimens of *absolutalis* Wlk., the genotype of *Massepha*, vein 10 of the fore wing being distinctly stalked with 8, 9.

71. *Pelena photias* MEYR.

This species has been placed under *Nacoleia*, a genus of the subfam. *Pyraustinae*. Vein 10 of the fore wing of the specimen distinctly stalked with 8, 9. So the author placed this species under *Pelena*, a genus of the subfam. *Hydrocampinae*.

72. *Stenia spodinopa* MEYR. form *spodinopella* STRAND

Entom. Mitteilung. viii (7/9), p. 130 (1919).

Form *spodinopella* STRAND is identical with *S. spodinopa* MEYR.

73. *Piletocera formosalis* STRAND

Arch. Natg. 84, A 12, p. 134 (1920).

So far as the author's investigations go, *P. formosalis* STRAND becomes a synonym of *P. aegimiussalis* Wlk.

74. *Thliptoceras areolifera* STRAND

Deut. Ent. Zeit. Iris, xxxii (1/2), p. 64 (1918).

Although the type specimen of *T. areolifera* STRAND is preserved in very poor condition, the author learned that this species is apparently identical with *Camptomastix hisbonalis* Wlk.

75. *Polygrammodes spissalis* Gn.

The author placed *spissalis* Gn. under *Psammotis*, a genus of *Hydrocampinae*, because the specimen of this species has vein 10 of the fore wing distinctly stalked with 8, 9.

76. Genus *Pycnarmon* LED.

The genus *Pycnarmon* was established in 1863, and has been placed under *Entephria* as a synonym. However, the generic name *Entephria* had previously been given for a genus of *Lepidoptera* by HUEBNER in 1826. Therefore *Pycnarmon* should be adopted as a distinct genus.

77. *Aripana* (*Pyralocymatophora*) *frenulalis* STRAND

Deut. Ent. Zeit. Iris, xxxii (1/2), p. 34 (1918).

This species is a synonym of *Pycnarmon cribrata* FABR.

- 78. *Aripana lactiferalis* Wlk. ab. *apicipicta* STRAND**
Deut. Ent. Zeit. Iris, xxxii (1/2), p. 37 (1918).
A. lactiferalis Wlk. ab. *apicipicta* STRAND is evidently identical with *Pycnarmon aeriferalis* MOOR.
- 79. *Aripana* ? *dichocrocidalis* STRAND**
Deut. Ent. Zeit. Iris, xxxii (1/2), p. 35 (1918).
This species is also a synonym of *Pycnarmon marginalis* SNELL.
- 80. *Eurrhyarodes tricoloralis* ZELL.**
STRAND, Deut. Ent. Zeit. Iris, xxxii (1/2), 37 (1918).
The Formosan specimen identified by STRAND as *Eurrhyarodes tricoloralis* ZELL. is identical with *E. bracteolalis* ZELL. Therefore *E. tricoloralis* STRAND (nec ZELL.) becomes a synonym of *E. bracteolalis* ZELL.
- 81. *Pilocrocis contortalis* HMPSN.**
Trans. Ent. Soc. Lond. p. 387, pl. III, f. 11 (1900).
The specimen of *P. contortalis* HMPSN. has the 3rd joint of the palpi very short, naked and obtuse; maxillary palpi dilated with scales. So the author placed this species under genus *Eurrhyarodes* instead of *Pilocrocis*.
- 82. Genus *Leucinodella* STRAND**
Deut. Ent. Zeit. Iris, xxxii (1/2), p. 62 (1918).
As far as the author's investigations go, there is no particular character upon the genus *Leucinodella* to separate it from genus *Agrotera*.
- 83. *Leucinodella agroterodes* STRAND**
Deut. Ent. Zeit. Iris, xxxii (1/2), p. 62 (1918).
This species is apparently identical with *Agrotera leucostola* HMPSN. from India, described in 1896.
- 84. *Agrotera posticalis* WLMN.**
Trans. Ent. Soc. Lond. p. 374 (1911).
WILEMAN described a new species *A. posticalis* from Japan, and in 1919, STRAND reported that the species occurs also in Formosa. However, the author had an opportunity of examining the type specimen of WILEMAN's species and arrived to the conclusion that this species is identical with *Agrotera nemoralis* SCOP.

85. *Pagyda amphisalis* WLK. var. *amphisaloides* STRAND

Deut. Ent. Zeit. Iris, xxxii (1/2), p. 42 (1918).

So far as the author's investigations go, var. *amphisaloides* STRAND could hardly be separated from the typical species of *P. amphisalis* WLK.

86. *Erecta elutalis* WLK.

STRAND, Deut. Ent. Zeit. Iris, xxxii (1/2), p. 42 (1918).

E. elutalis STRAND (nec WLK.) agrees with *Hydriris ornatalis* DUP.

87. Genus *Nevrina* GN.

In 1859, WALKER in his Cat. Lep. Het. B. M. vol. xviii, p. 538, redescribed genus *Euglyphis* HBN. and placed genera *Neurina* GN. and *Filodes* GN. under *Euglyphis* as synonyms. The genus *Euglyphis* was established in 1826 by HUEBNER in his Verz. Schmett. p. 341, with *Phalaena (Noctua) procopia* STOLL (Papil. Exot. Schmett. Suppl. p. 57, pl. xii, f. 9, 1787) as the genotype.

In 1866, MOORE, in his Lep. Ceyl. iii, p. 330, treated *Euglyphis* HBN. (Verz. Schmett. p. 341) as a synonym of genus *Nevrina* GN. and stated that genus *Euglyphis* HBN. in Verz. Schmett. p. 341 is preoccupied by HUEBNER in page 190 in the same publication.

In the Faun. Brit. Ind. Moths, iv, p. 299 (1896) and Proc. Zool. Soc. Lond., p. 675 (1898), HAMPSON also placed the genus *Euglyphis* under *Nevrina* and he stated "*Euglyphis*.....non descr.". In 1900, SWINHOE in Cat. Het. Mus. Oxf. ii, p. 475, adopted genus *Euglyphis* HBN. (p. 341) as a distinct genus and placed genus *Nevrina* under *Euglyphis* as a synonym.

Now with regard to the above mentioned genera the author can plainly state what has been learned from his own personal investigation as follows:

- a. *Phalaena (Noctua) procopia* STOLL (Papil. Exot. Schmett. Suppl. p. 57, pl. xii, f. 9, 1787) is a species belonging to the family *Noctuidæ*.
- b. *Phalaena (Pyrallis) procopia* STOLL. (Papil. Exot. Schmett. IV, p. 152, pl. 368, f. E, 1781) is a species belonging to the family *Pyrallidæ*.
- c. Genus *Euglyphis* HBN. (Verz. Schmett. p. 190, 1822) is a genus of *Lasiocampidæ*.
- d. Genus *Euglyphis* HBN. (Verz. Schmett. p. 341, 1826) is a

genus of *Noctuidæ*, but which was preoccupied in 1822.

- e. The type of the genus *Nevrina* GN. (Delt. et Pyr. p. 313, 1854) is *procopia* STOLL (Papil. Exot. Schmett. p. 152, pl. 368, f. E, 1781).
- f. There is no relation between the genera *Euglyphis* and *Nevrina*.

88. *Symphonia secunda* STRAND

Entom. Mitteilung. viii (4/6), p. 104 (1919).

STRAND described *Symphonia secunda* as a new species under the subfam. *Hydrocampinæ*, but this species is a synonym of *Lamprosema biformis* BUTL., a species of the subfam. *Pyraustinæ*.

89. *Lampridia vetustalis* STRAND

Deut. Ent. Zeit. Iris, xxxii (1/2), p. 55 (1918).

This species is evidently identical with *Lamprosema charesalis* WLK.

90. *Archernis humilis* SWINH.

STRAND, Deut. Ent. Zeit. Iris, xxxii (1/2), p. 65 (1918).

The Formosan specimen identified by STRAND as *Archernis humilis* SWINH. agrees with *Lamprosema charesalis* WLK. So *A. humilis* STRAND (nec SWINH.) becomes a synonym of *L. charesalis* WLK.

91. *Hedylepta (Subhedylepta) pilocrocialis* STRAND

Deut. Ent. Zeit. Iris, xxxii (1/2), p. 44 (1918).

This species is also a synonym of *Sylepta crotonalis* WLK.

92. Genus *Margaronia* HBN.

HUEBNER's description of the genus *Margaronia* should be accepted, so that genus *Glyphodes* becomes a synonym of the former.

93. *Margaronia confinis* HAMPSON.

In the Proc. Zool. Soc. Lond. p. 685, 1880, BUTLER recorded *Margaronia pomonalis* GN. from Formosa, but the specimen identified by BUTLER is quite different from the real *M. pomonalis* GN. In 1898, HAMPSON described a new species *M. confinis* from Formosa, the type of which is the specimen of *M. pomonalis* BUTL. (nec GN.).

Margaronia psittacalis WALLACE & MOORE (nec HBN.) in the Proc. Zool. Soc. Lond. p. 364, 1866, also agrees with *M. confinis* HAMPSON.

94. *Analyta (Hyperanalyta) pseudoapicalis* STRAND

Deut. Ent. Zeit. Iris, xxxii (1/2), p. 61 (1918).

This species is a synonym of *Leucinodes apicalis* HMPNS. The author carefully examined both the types of the foregoing two species.

95. *Sameodes miltochristalis* HMPNS. var. *equicalcaralis* STRAND

Deut. Ent. Zeit. Iris, xxxii (1/2), p. 61 (1918).

The var. *equicalcaralis* STRAND could hardly be separated from the typical species *S. miltochristalis* HMPNS. So var. *equicalcaralis* STRAND = *S. miltochristalis* HMPNS.

96. *Tetridia caletoralis* WLK.

STRAND, Deut. Ent. Zeit. Iris, xxxii (1/2), p. 69 (1918).

T. caletoralis STRAND (nec WLK.) = *T. vinacealis* MOOR. *T. vinacealis* MOOR. differs from *T. caletoralis* WLK. in the following points:

- a. Body and wings fuscous.
- b. Legs ferruginous.
- c. Both wings with a series of terminal black spots.
- d. Ante- and postmedial lines on the fore wing distinctly different on the dorsal half.

97. *Pachynoa melanopyga* STRAND

Deut. Ent. Zeit. Iris, xxxii (1/2), p. 69 (1918).

P. melanopyga STRAND is a synonym of *Polygrammodes sabelialis* GN.

98. *Botys stultalis* WLK.

BUTLER, Proc. Zool. Soc. Lond. p. 685 (1880).

Botys stultalis BUTL. (nec WLK.) = *Psara licarsisalis* WLK.

99. *Psara elongalis* WARR.

In the Proc. Zool. Soc. Lond. p. 686 (1880), BUTLER wrongly recorded *Psara elongalis* WARR. as *Botys pruinalis* LED.

100. *Phlyctaenodes massalis* WLK. form *formosibia* STRAND

Deut. Ent. Zeit. Iris, xxxii (1/2), p. 71 (1918).

In this paper the author adopted form *formosibia* STRAND as a distinct good species, because it differs from *P. massalis* WLK. in the following point:

- a. Fore wing with a postmedial line nearly straight from costa to vein 1, then oblique inwardly to dorsum.
- b. Fore wing with a black dot in the cell.

- c. Fore wing with the longitudinal black fascia at below the median nervure being broader and much more distinct.

101. *Hemiscopis suffusalis* WLK. var. ? *obscuralis* STRAND

Deut. Ent. Zeit. Iris, xxxii (1/2), p. 74 (1918).

The var. *obscuralis* STRAND is apparently identical with *H. cinerea* WARR.

102. *Bocchoris adipalis* LED. form *chosokeialis* STRAND

Entom. Zeitschr. Frank. 36 (4), p. 15 (1922).

So far as the author's investigations go, the form *chosokeialis* STRAND seems to be identical with the typical species *B. adipalis* LED.

103. *Glyphodes albilunalis* WLMN.

Trans. Ent. Soc. Lond. p. 381, pl. 31, f. 12 (1911).

G. albilunalis WLMN. was described from Japan, and becomes a synonym of *Bocchoris tephusalis* WLK. which has not hitherto been reported as occurring in Formosa.

104. *Glyphodes zelincalis* WLK.

WALLACE & MOORE, Proc. Zool. Soc. Lond. p. 364 (1866).

Glyphodes zelincalis WALLACE & MOORE (nec WLK.) = *Margaronia itysalis* WLK.

105. *Crocidophora flaviciliata* HMPNS.

In the Trans. Ent. Soc. Lond. p. 384, 1911, WILEMAN recorded *Circobotys aurimargo* WARR. from Japan. The author had an opportunity of examining the Japanese specimen determined by WILEMAN as the above species and learned that *Circobotys aurimargo* WLMN. (nec WARR.) is identical with *Crocidophora flaviciliata* HMPNS., hitherto unrecorded from Formosa.

106. *Crocidophora carapina* STRAND

Deut. Ent. Zeit. Iris, xxxii (1/2), p. 68 (1918).

C. carapina STRAND is evidently identical with *Pyrausta hyalodiscalis* WARR.

107. *Crocidophora kosemponialis* STRAND

Deut. Ent. Zeit. Iris, xxxii (1/2), p. 66 (1918).

C. kosemponialis STRAND = *Pyrausta deductalis* WLK.

108. *Sylepta sericealis* WLMN. et SOUTH

Entom. L, p. 177 (1917).

The specimen of the above mentioned species has the palpi porrect, the 3rd joint hidden in hair; antenna shorter than the length of wing; maxillary palpi filiform. So genus *Pyrausta* is adopted for the species.

109. *Sylepta maculalis* LEECH

Deut. Ent. Zeit. Iris, xxxii (1/2), p. 49 (1918).

S. maculalis STRAND (nec LEECH) = *Sylepta taiwanalis* SHIB. sp. nov.

110. *Sylepta evergestialis* STRAND

Deut. Ent. Zeit. Iris, xxxii (1/2), p. 51 (1918).

S. evergestialis STRAND is identical with *Sylepta balteata* FABR. The latter was described in 1798.

111. *Sylepta kosemponis* STRAND

Deut. Ent. Zeit. Iris, xxxii (1/2), p. 53 (1918).

So far as the author's investigations go, there is no distinguishable character between *S. kosemponis* STRAND and *Botyodes caldusalis* WLK. The latter was described in 1859 from Hindostan.

112. *Sylepta iopasalis* WLK. var. ***leopardalis*** MOOR.

STRAND, Deut. Ent. Zeit. Iris, xxxii (1/2), p. 48 (1918).

The Formosan specimen identified by STRAND as *S. iopasalis* WLK. var. *leopardalis* MOOR. is identical with the typical species of *S. iopasalis* WLK. The var. *leopardalis* MOOR. is distinguishable from the typical species in the following points:

- a. The basal and terminal areas, fore wing, except the middle part of the terminal area, suffused with fuscous.
- b. The discocellular dot, fore wing, much larger and fuscous in colour, centre of which being divided into two small dots.

113. *Pionea suisharyonensis* STRAND

Deut. Ent. Zeit. Iris, xxxii (1/2) p. 76 (1918).

So far as the author has learned this species seems to be identical with *Udea ferrugalis* HBN.

114. *Pionea schenklingi* STRAND

Deut. Ent. Zeit. Iris, xxxii (1/2), p. 79 (1918).

In this paper the author treated *P. schenklingi* STRAND as a synonym of *Udea minnehaha* PRYER as he could hardly separate the above species from one another.

115. *Hapalia* HBN.

Verz. Schmett. p. 355 (1826).

The generic name *Hapalia* was previously given by HUEBNER in page 220 of the same publication. So that genus *Udea* DUP. should be succeeded to the genus *Hapalia* HBN. (praeocc.).

116. *Pyrausta terminalis* WLMN. et SOUTH

Entom. L, p. 178 (1917).

This species is evidently identical with *Syngamia vibiusalis* WLK.

117. *Pyrausta suisharyonalis* STRAND

Deut. Ent. Zeit. Iris, xxxii (1/2), p. 82 (1918).

The author gave his personal examination upon the type specimen of *P. suisharyonalis* STRAND and learned that this species is a synonym of *Syngamia falsidicalis* WLK.

118. *Pyrausta faecalis* STRAND

Deut. Ent. Zeit. Iris, xxxii (1/2), p. 86 (1918).

This species agrees with *Sylepta imbutalis* WLK. var. *taihokualis* STRAND which is distinguished from the typical species by the excurved portion of the postmedial line on the fore wing being much narrower and more highly excurved.

119. *Pyrausta suisharyella* STRAND

Deut. Ent. Zeit. Iris, xxxii (1/2), p. 81 (1918).

This species is a synonym of *Sylepta dificiens* MOOR. from India.

- 120.** In regard to *Botys admensalis* WLK. and *Botys damoalis* WLK. the author has not stated the species in this paper, as he has not yet been able to obtain any specimen of the above species; he has not also been able to give his personal examination to the specimens identified as above by WALLACE and MOORE (Proc. Zool. Soc. Lond. 1866).

121. In this paper the following one hundred and eighty species, one variety and one aberration are included, and they are, as far as the author's investigations go, new to the fauna of Formosan *Pyralidae*.

- | | |
|---|--|
| 1. <i>Tirathaba semifoedalis</i> WLK. | 42. <i>Endotricha orthotis</i> MEYR. |
| 2. <i>Corcyra cephalonia</i> ST'RN. | 43. <i>Congetha tridentalis</i> SNELL. |
| 3. " <i>translineella</i> HMPSN. | 44. <i>Aglossa dimidiata</i> HAW. |
| 4. <i>Stenachroia elongella</i> HMPSN. | 45. <i>Hypopygia mauritialis</i> BOISD. |
| 5. <i>Culladia admigratella</i> WLK. | 46. " <i>postflava</i> HMPSN. |
| 6. <i>Crambus inclaralis</i> WLK. | 47. <i>Pyralis prepialis</i> HMPSN. |
| 7. " <i>anticellus</i> WLK. | 48. " <i>regalis</i> SCHIFF. et DEN. |
| 8. " <i>malacellus</i> DUP. | 49. <i>Paracme racialis</i> WLK. |
| 9. <i>Argyria interruptella</i> WLK. | 50. <i>Stemmatophora bicoloralis</i> LEECH |
| 10. " <i>plumbeo-inealis</i> HMPSN. | 51. <i>Tamraca torridalis</i> LED. |
| 11. <i>Eschata chryсарgyria</i> WLK. | 52. <i>Herculia jezoensis</i> SHIBUYA |
| 12. <i>Rhinaphe apotomella</i> MEYR. | 53. " <i>rudis</i> MOOR. |
| 13. " <i>nigricostalis</i> WLK. | 54. " <i>albifimbrialis</i> HMPSN. |
| 14. <i>Saluria rosella</i> HMPSN. | 55. " <i>ignefimbrialis</i> HMPSN. |
| 15. <i>Saluria claricostella</i> RAG. | 56. <i>Polycampsis longinatus</i> WARR. |
| 16. <i>Emmalocera leucocincta</i> WLK. | 57. <i>Sybrida discinota</i> MOOR. |
| 17. " <i>umbricostella</i> RAG. | 58. " <i>inordinata</i> WLK. |
| 18. <i>Acropentias aureus</i> BUTL. | 59. <i>Bostra indicator</i> WLK. |
| 19. <i>Crambostenia angustifimbrialis</i> | 60. <i>Loryma recusata</i> WLK. |
| SWINH. | 61. <i>Nymphula nigra</i> WARR. |
| 20. <i>Patissa fulvosparsa</i> BUTL. | 62. " <i>hampsoni</i> SOUTH |
| 21. <i>Cirrhochrista kosemponialis</i> STRAND | 63. " <i>turbata</i> BUTL. |
| ab. <i>bracteolalis</i> HMPSN. | 64. " <i>enixalis</i> SWINH. |
| 22. <i>Maxillaria meretrix</i> STGR. | 65. " <i>diminutalis</i> SNELL. |
| 23. <i>Euzopheroides albicans</i> HMPSN. | 66. <i>Cataclysta blandialis</i> WLK. |
| 24. <i>Hyphantidium albicostale</i> WLK. | 67. " <i>angulata</i> MOOR. |
| 25. <i>Ancylodes lapsalis</i> WLK. | 68. <i>Symphonia trivitalis</i> WARR. |
| 26. <i>Iüthya morosalis</i> SAALM. | 69. <i>Eugauria aibidentata</i> HMPSN. |
| 27. " <i>semirubella</i> SCOP. | 70. <i>Cymoriza irrectalis</i> GN. |
| var. <i>sanguinella</i> HBN. | 71. <i>Thysanoidma octalis</i> HMPSN. |
| 28. " <i>hilarella</i> RAG. | 72. <i>Ambia colonalis</i> BREM. |
| 29. " <i>festivella</i> ZELL. | 73. <i>Oligostigma bifurcalis</i> PRYER |
| 30. <i>Aurana actiosella</i> WLK. | 74. " <i>villadalis</i> WLK. |
| 31. <i>Eurhodope belinella</i> RAG. | 75. " <i>hapiista</i> SWINH. |
| 32. <i>Calguia aspiciella</i> RAG. | 76. <i>Dauia ofralis</i> WLK. |
| 33. <i>Lepidogma melanobasis</i> HMPSN. | 77. <i>Massepha absolutalis</i> WLK. |
| 34. <i>Macalla margarita</i> BUTL. | 78. <i>Peena obscuralis</i> SWINH. |
| 35. " <i>albifurcalis</i> HMPSN. | 79. " <i>photias</i> MEYR. |
| 36. <i>Coenodomus dudgeoni</i> HMPSN. | 80. <i>Bradina melanooperas</i> HMPSN. |
| 37. <i>Stericta haraldusalis</i> WLK. | 81. " <i>admixtalis</i> WLK. |
| 38. <i>Orthaga euadrusalis</i> WLK. | 82. <i>Diathrausta profundalis</i> LED. |
| 39. <i>Endotricha hypogrammalis</i> HMPSN. | 83. " <i>brevifascialis</i> WLMN. |
| 40. " <i>portialis</i> WLK. | 84. <i>Stenia nigriscripta</i> SWINH. |
| 41. " <i>consocia</i> BUTL. | 85. " <i>charonialis</i> WLK. |

86. *Piletocera elongalis* WARR.
 87. *Psammotis spissalis* GN.
 88. *Mabra eryxalis* WLK.
 89. *Pycnarmon meritalis* WLK.
 90. " *pantherata* BUTL.
 91. *Rehimena phrynealis* WLK.
 92. *Hymenia perspectalis* HBN.
 93. *Eurrhyarodes contortalis* HMPSN.
 94. " *tricoloralis* ZELL.
 95. *Agrotera discinotata* SWINH.
 96. " *basinotata* HMPSN.
 97. *Pagyda auroralis* MOOR.
 98. " *arbiter* BUTL.
 99. " *lustralis* SNELL.
 100. " *quinquelineata* HERING
 101. *Hydriris chalybitis* MEYR.
 102. *Marasmia venialis* WLK.
 103. " *trebiusalis* WLK.
 104. " *trapezalis* GN.
 105. *Syngamia abruptalis* WLK.
 106. " *latimarginalis* WLK.
 107. *Bocchoris onychinalis* GN.
 108. " *telphusalis* WLK.
 109. " *aptalis* WLK.
 110. " *inspersalis* ZELL.
 111. " *artificialis* LED.
 112. *Nosophora semitritalis* LED.
 113. *Tysanodes hypsalis* WARR.
 114. " *striata* BUTL.
 115. *Phostria noctescens* MOOR.
 116. " *obscurata* MOOR.
 117. " *analis* SNELL.
 118. *Dichocrocis surusalis* WLK.
 119. " *tigrina* MOOR.
 120. " *chlorophanta* BUTL.
 121. *Lamprosema commixta* BUTL.
 122. " *chrysoryta* MEYR.
 123. " *tristrialis* BREM.
 124. " *indica* FABR.
 125. *Goniorhynchus butyrosa* BUTL.
 126. *Ceratharcha umbrosa* SWINH.
 127. *Botyodes asialis* GN.
 128. " *principalis* LEECH
 129. *Sylepta tricolor* BUTL.
 130. " *dissipatalis* LED.
 131. " *chalybifascia* HMPSN.
 132. " *costalis* MOOR.
 133. " *mundalis* SOUTH
 134. " *ruralis* SCOP.
 135. *Sylepta ultimalis* WLK.
 136. " *magna* BUTL.
 137. " *inferior* HMPSN.
 138. *Agathodes ostentalis* HBN. et GYR.
 139. *Margaronia eurytusalis* WLK.
 140. " *annulata* FABR.
 141. " *warrenalis* SWINH.
 142. " *stolalis* GN.
 143. *Euclasta defamatalis* WLK.
 144. *Polythlipta dicaricata* MOOR.
 145. *Thliptoceras variabilis* SWINH.
 146. *Ischmurges octoguttalis* FELD. et ROG.
 147. " *gratiosalis* WLK.
 148. *Hyalobathra coenostolalis* SNELL.
 149. " *undulinea* HMPSN.
 150. *Crocidophora habisalis* WLK.
 151. " *evenoralis* WLK.
 152. " *flaviciliata* HMPSN.
 153. " *pallida* MOOR.
 154. *Polygrammodes thoosalis* WLK.
 155. *Parbattia vialis* MOOR.
 156. *Nomophila noctuella* SCHIFF. et DEN.
 157. *Psara dilatatipes* WLK.
 158. " *mimeticalis* HERING
 159. " *basalis* WLK.
 160. " *cynaralis* WLK.
 161. " *subalbescens* SWINH.
 162. *Discothyris ferruginata* MOOR.
 163. *Loxostege massalis* WLK.
 164. *Lepidoneura longipalpus* SWINH.
 165. *Diasemia ramburialis* DUP.
 166. *Antigastra catalaunalis* DUP.
 167. *Noorda ignealis* HMPSN.
 168. " *amethystina* SWINH.
 169. *Metasia coniotalis* HMPSN.
 170. *Udea flavofimbriata* MOOR.
 171. " *stigmatalis* WLMN.
 172. " *brevialis* WLK.
 173. " *auratalis* WARR.
 174. *Paratalanta ussuriialis* BREM.
 175. *Pyrausta rubellalis* BREM.
 176. " *obliquata* MOOR.
 177. " *diniassalis* WLK.
 178. " *incoloralis* GN.
 179. " *vicinalis* SOUTH
 180. " *gracilis* BUTL.
 181. " *rubricundalis* WARR.
 182. " *phoenicealis* HBN.

122. The author described in this paper one new genus, twenty-four new species, one new subspecies and three new varieties as follows:

1. *Crambus kumatakellus* sp. nov.
2. „ *baibarellus* sp. nov.
3. *Eurycraspeda taiwanalis* sp. nov.
4. *Ilithya taiwanalis* sp. nov.
5. *Volobilis biplaga taiwanella* subsp. nov.
6. *Eurhodope karenkolla* sp. nov.
7. „ *ohkunii* sp. nov.
8. „ *basella* sp. nov.
9. *Taiwanastrapometis* (gen. nov.) *kikuchii* sp. nov.
10. *Macalla baibarana* sp. nov.
11. „ *obliquilineata* sp. nov.
12. *Pyralis taihorinalis* sp. nov.
13. *Stemmatophora mushana* sp. nov.
14. „ *flavicaput* sp. nov.
15. „ *centralis* sp. nov.
16. *Herculia castanealis* sp. nov.
17. „ *taiwanalis* sp. nov.
18. *Curena costipunctata* sp. nov.
19. *Cymoriza taiwanalis* sp. nov.
20. *Pelena bimaculalis* sp. nov.
21. *Nosophora semitritalis* LED. var. *orbicularis* var. nov.
22. *Lamprosema karenkonalis* sp. nov.
23. *Sylepta taiwanalis* sp. nov.
24. „ *karenkonis* sp. nov.
25. *Margaronia pryeri* BUTL. var. *formosana* var. nov.
26. *Psara taiwanalis* sp. nov.
27. *Diasemia impulsalis* WLK. var. *taiwanis* var. nov.
28. *Pyrausta baibarensis* sp. nov.

123. In conclusion the author would like to state that there are four hundred and thirty-three species, one subspecies, nine varieties and one aberration altogether in Formosa; and these are classified under following eleven subfamilies.

Subfamilies	Species	Subspecies	Varieties	Aberrations
<i>Galleriinae</i>	9			
<i>Crambinae</i>	23			
<i>Schoenobiinae</i>	14			1
<i>Anerastiinae</i>	18			
<i>Phycitinae</i>	35	1	1	
<i>Epipaschiinae</i>	19			
<i>Endotrichinae</i>	16			
<i>Pyralinae</i>	43			
<i>Hydrocampinae</i>	52		3	
<i>Scopariinae</i>	1			
<i>Pyraustinae</i>	203		5	
Total	433	1	9	1

III. CLASSIFICATION

GALLERIINÆ

Synopsis of Genera

- A. Hind wing with vein 4 absent.
 - a. Fore wing with vein 4 absent CORCYRA
 - b. Fore wing with vein 4 present.
 - a¹. Fore wing with vein 9 absent.
 - a². Fore wing with veins 4, 5 stalked.
 - a³. Hind wing with vein 6 absent..... AGDISTOPIS
 - b³. Hind wing with vein 6 present..... STENACHROIA
 - b². Fore wing with veins 4, 5 from cell..... ACHROIA
 - b¹. Fore wing with vein 9 present.
 - a². Fore wing with vein 7 from 8 beyond 9..... DOLOESSA
 - b². Fore wing with vein 7 from 8 before 9..... TIRATHABA
- B. Hind wing with vein 4 present LAMORIA

Genus *Lamoria* Wlk.(Type *adaptella* Wlk.)

Lamoria WALKER, Cat. Lep. Het. B. M. xxvii, p. 87 (1863); HAMPSON, Faun. Brit. Ind. Moths, iv, p. 6 (1896); *id.*, Jour. Bomb. Nat. Hist. Soc. xii, p. 97 (1898); RAGONOT, Rom. Mém. viii, p. 432 (1901); HAMPSON, Novit. Zool. xxiv, p. 50 (1917); MOORE (part), Lep. Ceyl. iii, p. 374 (1886).

Maraclea WALKER, *l. c.* p. 88 (1863) [type *inostentalis* Wlk.].

Tugera RAGONOT, Nouv. Gen. 51 (1888) [type *clathrella* RAG.].

Synopsis of Species

- a. Fore wing yellowish *L. inostentalis* Wlk.
- b. Fore wing greyish brown *L. adaptella* Wlk.

1. *Lamoria inostentalis* Wlk.

Maraclea inostentalis WALKER, Cat. Lep. Het. B. M. xxvii, p. 88 (1863).

Lamoria inostentalis HAMPSON, Rom. Mém. viii, p. 436, pl. 53, f. 2 (1901).

Lamoria anella STRAND (nec SCHIFF. et Den.) Stett. Ent. Zeit. 79 (ii), p. 250 (1919).

1 ♀, ?-X-1911, Kosempo (SAUTER)	In Deut. Ent. Inst. (Berlin).
1 ♂, 29-IV-1908, Kanshirei (WILEMAN)	} In Brit. Mus.
1 ♀, 18-IV-1909, " "	
1 ♂, 19-IV-1906, Kanshirei (WILEMAN)	} In Coll. WILEMAN (London).
1 ♀, 19-IV-1906, " "	
1 ♀, 27-IV-1906, " "	
1 ♂, 5-V-1907, " "	

Loc. Distr.: Kosempo; Kanshirei.

Gen. Distr.: Borneo; China; Formosa; Japan; Korea.*

Related to *L. anella* SCHIFF. et DEN., but is distinguished from it by the ground colour of the fore wing being yellowish and with the ante-medial line being more highly excurved.

2. *Lamoria adaptella* Wlk.

Pempelia ? adaptella WALKER, Cat. Lep. Het. B. M. xxvii, p. 74 (1863).

Lamoria planalis WALKER, *l. c.* p. 88 (1863).

Crambus ? foedellus WALKER, *l. c.* xxxv, p. 1757 (1866).

Anerastia adaptella MOORE, Lep. Ceyl. iii, p. 357 (1886).

Melissoblaptes bipunctanus MOORE (nec. ZELL.), *l. c.* p. 375 (1886).

Lamoria fusconervella RAGONOT, Nouv. Gen. p. 51 (1888).

Lamoria anella HAMPSON (nec SCHIFF. et DEN.), Faun. Brit. Ind. Moths, iv, p. 7 (1896).

Lamoria adaptella RAGONOT, Rom. Mém. viii, p. 434, pl. 35, f. 21 (1901).

2 ♀ ♀, 4-VII-1907, Kanshirei (WILEMAN)	} In Brit. Mus.
1 ♀, 8-VII-1907, Formosa (WILEMAN)	
1 ♀, 15-VIII-1904, Kanshirei (WILEMAN)	} In Coll. WILEMAN (London).
1 ♀, 24-VII-1906, " "	
1 ♀, 25-VII-1906, " "	
1 ♀, 7-VI-1907, " "	

Loc. Distr.: Kanshirei.

Gen. Distr.: Africa; India; Burma; Ceylon; Sumatra; Java; Singapore; Formosa.

Genus *Tirathaba* Wlk.

(Type *mundella* Wlk.)

Tirathaba WALKER, Cat. Lep. Het. B. M. xxx, p. 961 (1864); HAMPSON, Rom. Mém. viii, p. 459 (1901); *id.*, Novit. Zool. xxiv, p. 32 (1917).

*According to Dr. N. MARUMO.

Muciella WALKER, *l. c.* xxxv, p. 1739 (1866) [type *mundella* WLK.]; HAMPSON, Faun. Brit. Ind. Moths, iv, p. 5 (1896); *id.*, Jour. Bomb. Nat. Hist. Soc. xii, p. 96 (1898).

3. *Tirathaba semifoedalis* WLK.

Botys ? *semifoedalis* WALKER, Cat. Lep. Het. B. M. xxxiv, p. 1439 (1865).
Muciella semifoedalis HAMPSON, Faun. Brit. Ind. Moths, iv, p. 5 (1896).
Tirathaba semifoedalis HAMPSON, Novit. Zool. xxiv, p. 34 (1917).

1 ♀, 14-VI-1906, Kanshirei (WILEMAN) } In Coll. WILEMAN (London).
 1 ♂, 29-IV-1908, " " }

Loc. Distr.: Kanshirei.

Gen. Distr.: India; Formosa.

Genus *Achroia* HBN.

(Type *grisella* FABR.)

Achroia HUEBNER, Verz. Schmett. p. 163 (1822); ZELLER, Isis, p. 583 (1864);
 HAMPSON, Faun. Brit. Ind. Moths, iv, p. 6 (1896); RAGONOT, Rom. Mém. viii, p. 496 (1901); HAMPSON, Novit. Zool. xxiv, p. 44 (1917).
Meliphora GUENÉE, Ann. Soc. Ent. Fr. xiv, p. 308 (1845) [type *grisella* FABR.] non descr.; MEYRICK, Brit. Lep. p. 383 (1895).
Vobrix WALKER, Cat. Lep. Het. B. M. xxx, p. 1014 (1864) [type *innocentata* WLK.]

4. *Achroia grisella* FABR. (Pl. IV, f. 31)

Tinea grisella FABRICIUS, Ent. Syst. iii (2), p. 289 (1794).
Galleria alvearia FABRICIUS, Suppl. Ent. Syst. p. 463 (1798).
Bombyx cinereola HUEBNER, Smml. Eur. Schmett. Bomb. pl. 23 f. 91 (1802).
Achroia grisella ZELLER, Isis, p. 583 (1848).
Meliphora grisella MEYRICK, Brit. Lep. p. 384 (1895).

1 ♂, ?-VII-1915, Taihoku (SHIRAKI) } In Ent. Mus. (Sapporo).
 4 ♂, ?-VII-1916, " " }

Loc. Distr.: Taihoku.

Gen. Distr.: Europe; India; Ceylon; Jamaica; Australia; U. S. A.; Corea; Formosa; Japan.

The species comes near to *A. obscurevittella* RAG., though it differs from the latter in lacking a black fascia in the fore wing.

Genus *Agdistopis* HMPSON.

(Type *sinhala* FLETCH.)

Agdistopis HAMPSON, Novit. Zool. xxiv, p. 43 (1917).

5. *Agdistopis sinhala* FLETCH.

Agdistis sinhala FLETCHER, Spolia Zeylanica, vi (21), p. 8 (1909).

Agdistopis petrochroa HAMPSON, Novit. Zool. xxiv, p. 44 (1917).

♂, 20-IV-1906, Kanshirei (WILEMAN) } In Coll. WILEMAN (London).
♂, 5-V-1908, " " }

Loc. Distr.: Kanshirei.

Gen. Distr.: Ceylon; Singapore; Formosa.

Genus *Corecya* RAG.

(Type *cephalonica* STTN.)

Corecya RAGONOT, Ent. Mon. Mag. xxii, p. 23 (1885); MEYRICK, Brit. Lep. p. 384 (1895); RAGONOT, Rom. Mém. viii, p. 491 (1901); HAMPSON, Jour. Bomb. Nat. Hist. Soc. xiv, p. 657 (1903); *id.*, Novit. Zool. xxiv, p. 35 (1917).

Tineopsis DYAR, Insec. Inscit. Mens. i, p. 59 (1913) [type *cephalonica* STTN.].

Synopsis of Species

- a. Fore wing without lines *C. cephalonica* STTN.
b. Fore wing with two dark lines *C. translineella* RAG.

6. *Corecya cephalonica* STTN.

Melissoblaptes ? *cephalonica* STAINTON, Ent. Mon. Mag. ii, p. 172 (1866).

Melissoblaptes oconomellus MANN, Verh. Zool.-Bot. Gen. Wien, p. 35 (1872).

Corecya cephalonica RAGONOT, Ent. Mon. Mag. xxii, p. 23 (1885).

Tineopsis theobromae DYAR, Insec. Inscit. Mens. i, p. 59 (1913).

♀, 21-VII-1905, Kanshirei (WILEMAN) In Coll. WILEMAN (London).

Loc. Distr.: Kanshirei.

Gen. Distr.: Europe; Asia Minor; India; Ceylon; Java; Brazil; Australia; Formosa.

7. *Corcyra translincella* HMPSN.

Corcyra translincella HAMPSON, Rom. Mém. viii, p. 492, pl. 51, f. 26 (1901).

♂, 28-VIII-1905, Anping (WILEMAN) In Coll. WILEMAN (London).

Loc. Distr.: Anping.

Gen. Distr.: Africa; Reunion; Ceylon; Kei Is.; Formosa.

Genus *Stenachroia* HMPSN.

(Type *elongella* HMPSN.)

Stenachroia HAMPSON, Jour. Bomb. Nat. Hist. Soc. xii, p. 93 (1898); *id.*, Novit. Zool. xxiv, p. 28 (1917).

8. *Stenachroia elongella* HMPSN.

Stenachroia elongella HAMPSON, Jour. Bomb. Nat. Hist. Soc. xii, p. 94 (1898).

♂, 6-VII-1908, Kanshirei (WILEMAN) In Coll. WILEMAN (London).

Loc. Distr.: Kanshirei.

Gen. Distr.: India; Ceylon; Formosa.

Genus *Doloessa* ZELL.

(Type *viridis* ZELL.)

Doloessa ZELLER, Isis, p. 860 (1848); RAGONOT, Rom. Mém. viii, p. 487 (1901); HAMPSON, Novit. Zool. xxiv, p. 25 (1917).

Thagora WALKER, Cat. Lep. Het. B. M. xxvii, p. 205 (1863) [type *viridis* ZELL.]; HAMPSON, Faun. Brit. Ind. Moths, iv, p. 4 (1896).

9. *Doloessa viridis* ZELL.

Doloessa viridis ZELLER, Isis, p. 860 (1848).

Thagora figurana WALKER, Cat. Lep. Het. B. M. xxvii, p. 205 (1863).

Tyana ornata WILEMAN, Entom. xliii, p. 291 (1910).

1 ♀, 6-V-1907, Kanshirei (type of *T. ornata* WLMN.) }
 1 ♂, 6-VII-1908, " " } In Coll. WILEMAN (London).
 1 ♀, 13-VI-1906, " (WILEMAN) " }

Loc. Distr.: Kanshirei.

Gen. Distr.: Ceylon; Philippines; Java; Kei Is.; New Guinea; Solomon Is.; Queensland; Formosa.

CRAMBINÆ

Synopsis of Genera

- A. Hind wing with vein 6 from the upper angle of cell.
- a. Fore wing with vein 7 absent CULLADIA
 - b. Fore wing with veins 7, 8 stalked, 10 from cell.
 - a¹. Hind wing with the upper margin of cell approximated to 8; fore wing with the apical area not produced CRAMBUS
 - b¹. Hind wing with the upper margin of cell remote from 8; fore wing with the apical area produced to a rounded prominence MESOLIA
 - c. Fore wing with veins 7 and 10 from cell.
 - a¹. Palpi extending once to thrice the length of head.
 - a². Frons rounded and not prominent ARGYRIA
 - b². Frons with a conical prominence.
 - a³. Fore wing with vein 11 curved and approximated to 12 CHILO
 - b³. Fore wing with vein 11 becoming coincident with 12 DIATRAEA
 - b¹. Palpi not or hardly extending beyond the frontal projection ESCHATA
- B. Hind wing with vein 6 from well below angle of cell, or rudimentary, or absent.
- a. Fore wing with vein 7 from cell SURATTHA
 - b. Fore wing with vein 7 stalked with 8, 9 ANCYLOLOMIA

Genus *Culladia* MOOR.

(Type *admigratelia* Wlk.)

Culladia MOORE, Lep. Ceyl. iii, p. 382 (1886); HAMPSON, Proc. Zool. Soc. Lond. p. 924 (1895); *id.*, Faun. Brit. Ind. Moths, iv, p. 11 (1896).

Araxes WALKER, Cat. Lep. Het. B. M. xxvii, p. 192 (1863) [type *admigratella* WLK.] praecocc.*

Crambidion MABILLE, Ann. Soc. Ent. Fr. lxxviii, p. 748 (1899) [type *inconspicuellus* SNELL.].

Synopsis of Species

- a. Fore wing without any dot on the termen *C. admigratella* WLK.
 b. Fore wing with two small black dots at
 about the middle of the termen..... *C. bipunctella* WLMN. et SOUTH

10. *Culladia admigratella* WLK.

Araxes admigratella WALKER, Cat. Lep. Het. B. M. xxvii, p. 192 (1863).

Araxes caesella WALKER, l. c. p. 193 (1863).

Scopula hastiferalis WALKER, l. c. xxxiv, p. 1473 (1865).

Crambus troglodytellus SNELLEN, Tijds. v. Ent. vii (2), p. 103, pl. 8, f. 6 (1864).

Culladia admigratella MOORE, Lep. Ceyl. iii, p. 383 (1886).

Culladia caesella MOORE, l. c. p. 383 (1886).

1 ♂, 20-XI-1905, Takao (WILEMAN)
 1 ♂, 28-IV-1906, Formosa (") } In Brit. Mus.
 1 ♂, 24-V-1908, Kanshirei (")

1 ♂, 11-VI-1904, Tainan (WILEMAN)
 1 ♀, 17-VIII-1904, Takao (") } In Coll. WILEMAN (London).
 1 ♂, 20-VIII-1904, " (") }
 1 ♀, 13-III-1906, Tainan (") }

1 ♂, 7-V-1909, Kanshirei (SAUTER) In Zool. Mus. (Berlin).

Loc. Distr.: Kanshirei; Takao; Tainan.

Gen. Distr.: Java; Ceylon; Gold Coast; Celebes; Bismark Arch.; Borneo; Philippines; Pulo Laut; Sumatra; China; Formosa.

11. *Culladia bipunctella* WLMN. et SOUTH (Pl. IV, f. 7)

Culladia bipunctella WILEMAN et SOUTH, Entom. L, p. 148 (1917).

1 ♂, 13-VI-1906, Kanshirei (type) } In Coll. WILEMAN (London).
 1 ♂, 14-IV-1906, " }

1 specimen, 9-VI-1906, Bانشorio (WILEMAN) }
 2 specimens, 12-VI-1906, Kanshirei (") } In Brit. Mus.
 1 specimen, 16-IX-1906, " (") }

1 ♀, 2/23-X-1918, Arisan (SONAN)
 1 ♂, 18-V/-15-VI-1919, Musha (OHKUNI) } In Ent. Mus. (Sapporo).

* *Araxes* previously used for a genus of *Lepidoptera* by STEPHENS in 1834.

Loc. Distr.: Kanshirei; Banshorio; Arisan; Musha.

Gen. Distr.: Formosa.

Genus *Crambus* FABR.

(Type *pascuellus* LINN.)

Crambus FABRICIUS, Suppl. Ent. Syst. pp. 420, 464 (1798); STEPHENS, Ill. Brit. Ent. Haust. iv, p. 317 (1834); ZELLER, Chil. et Cramb. p. 14 (1863); MOORE, Lep. Ceyl. iii, p. 379 (1886); MEYRICK, Trans. Ent. Soc. Lond. p. 481 (1890); HAMPSON, Proc. Zool. Soc. Lond. p. 925 (1895); FERNALD, Cramb. N. Am. p. 18 (1896); HAMPSON, Faun. Brit. Ind. Moths, iv, p. 12 (1896); FORBES, Lep. N. Y. & Neighb. Stat. p. 595 (1923).

Chrysoteuchia HUEBNER, Verz. Schmett. p. 366 (1826) [type *hortuellus* Hbn.].

Thisanotia HUEBNER, l. c. p. 367 (1826) [type *chrysonuchellus* SCOP.].

Exoria HUEBNER, l. c. p. 367 (1826) [type *combinellus* SCHIFF. et DEN.].

Carvanca WALKER, Cat. Lep. Het. B. M. ix, p. 119 (1856) [type *trisectus* WLK.].

Myeza WALKER, l. c. xxvii, p. 190 (1863) [type *tonsalis* WLK.].

Arequipa WALKER, l. c. p. 195 (1863) [type *turbatellus* WLK.].

Calamotropha ZELLER, Chil. et Cramb. p. 8 (1863) [type *paludellus* HBN.]; MEYRICK, Trans. Ent. Soc. Lond. p. 483 (1890); *id.*, Brit. Lep. p. 387 (1895).

Epichilo RAGONOT, Ann. Soc. Ent. Fr. p. 278 (1888) [type *parvellus* RAG.].

Synopsis of Species

A. Fore wing fuscous grey or brown.

a. Fore wing with lines.

a¹. Fore wing with postmedial line only.

a². Fore wing without any white stripe below the costal area.

a³. Hind wing concolorous with the

fore wing *C. subterminellus* WLMN. et SOUTH

b³. Hind wing white *C. anticellus* WLK.

b². Fore wing with a narrow white stripe from base to near apex just below the costal area *C. meus* STRAND

b¹. Fore wing with ante- and postmedial lines *C. distinctellus* HMPNS.

- b. Fore wing without lines.
- a¹. Fore wing with the costal area greyish *C. infixellus* Wlk.
- b¹. Fore wing with the costal area brown; a white stripe below the costal area *C. kumatakellus* SHIB. (sp. nov.)
- c¹. Fore wing with a black dot at the discocellulars..... *C. arachnophagus* STRAND
- B. Fore wing whitish.
- a. Fore wing without markings *C. inclaralis* Wlk.
- b. Fore wing with markings.
- a¹. Markings on the fore wing yellow *C. flaviguttellus* WLMN. et SOUTH
- b¹. Markings on the fore wing brown ... *C. baibarcellus* SHIB. (sp. nov.)
- C. Fore wing black, with a white stripe below the costal area..... *C. malacellus* DUP.

12. *Crambus infixellus* Wlk. (Pl. IV, f. 2)

Crambus infixellus WALKER, Cat. Lep. Het. B. M. xxvii, p. 167 (1863).

Patissa ? impurella WILEMAN et SOUTH, Entom. LI, p. 218 (1918).

Crambus anpingicola STRAND, Stett. Ent. Zeit. 79 (ii), p. 254 (1919).

Crambus anpingicola STRAND ab. *aberrantellus* STRAND, *l. c.* p. 254 (1919).

- | | |
|---|---------------------------------|
| ♂, 2-VI-1904, Tainan (type of <i>impurella</i> W.S.) | } In Coll. WILEMAN (London). |
| ♀, 17-IX-1905, Anping (WILEMAN) | |
| ♂, 10-V-1909, Tainan (") | |
| ♀, ?-V-1911, Anping (type of <i>anpingicola</i> STRAND) | } In Deut. Ent. Inst. (Berlin). |
| ♂, ?-V-1911, Anping (SAUTER) | |
| ♂, ?-V-1911, Anping (type of <i>aberrantellus</i> STRAND) | |
| ♂, ?-VI-1909, Anping (SAUTER) | In Zool. Mus. (Berlin). |

Loc. Distr.: Tainan; Anping.

Gen. Distr.: China; Japan; Formosa.

13. *Crambus subterminellus* WLMN. et SOUTH

Crambus subterminellus WILEMAN et SOUTH, Entom. L, p. 148 (1917).

- | | |
|------------------------------------|------------------------------|
| ♀, 16-IX-1908, Kanshirei (type) | } In Coll. WILEMAN (London). |
| ♀, 15-VI-1908, Kanshirei (WILEMAN) | |
| ♂, ?-VII-1909, Arikan (SAUTER) | In Zool. Mus. (Berlin). |
| ♀, 14-IV-?, Kanshirei (MATSUMURA) | In Ent. Mus. (Sapporo). |

Loc. Distr.: Kanshirei; Arikan.

Gen. Distr.: Formosa.

14. *Crambus distictellus* HMPSN.*Crambus distictellus* HAMPSON, Ann. Mag. Nat. Hist. (9) iii, p. 288 (1919).**Crambus anpingiellus* STRAND, Stett. Ent. Zeit. 79 (ii), p. 252 (1919).**

- | | |
|---|---------------------------------|
| 1 ♂, 8-V-1906, Tainan (type of <i>distictellus</i> HMPSN.) | } In Brit. Mus. |
| 1 ♀, 26-IX-1905, Anping (") | |
| 4 specimens, Tainan, (WILEMAN) | |
| 1 specimen, Takao, (") | |
| 1 " Anping, (") | |
| 6 specimens, Anping (WILEMAN) | } In Coll. WILEMAN (London). |
| 1 specimen, Tainan (") | |
| 1 " Takao (") | |
| 1 ♂, ?-X-1911, Kosempo (type of <i>anpingiellus</i> STRAND) | } In Deut. Ent. Inst. (Berlin). |
| 1 ♀, ?-V-1911, Anping (") | |
| 1 ♂, ?-V-1911, Anping (SAUTER) | |
| 2 ♀ ♀, ?-V-1911, Anping (") | |
| 1 ♀, 30-VI-1908, Anping (SAUTER) | } In Zool. Mus. (Berlin). |
| 1 ♂, ?-VI-1909, Anping (") | |
| 1 ♂, ? Formosa (") | |

Loc. Distr.: Tainan; Takao; Anping; Kosempo.**Gen. Distr.:** Formosa.**15. *Crambus kumatakellus* sp. nov. (Pl. IV. f. 1)**

♂. Labial palpi fuscous grey, above white, below only white at the base; maxillary palpi, head and thorax white; patagia fuscous grey. Antenna fuscous. Fore wing fuscous grey; a white stripe below the costa, extending about two-thirds the length of wing, narrower towards the base, bordered with a darker line on its lower edge, and toothed at the middle of the edge; the area beyond the stripe towards the termen white except at the veins; a terminal series of black spots; cilia concolorous. Hind wing dull whitish; cilia white. Abdomen pale fuscous. Under surface of the fore wing fuscous, much paler towards the costal and dorsal areas; terminal area stramineous; a white stripe below the costa lacking; hind wing as that of the upper. Pectus white. Legs pale fuscous. (See Pl. I, f. 5; Pl. II, f. 5).

Expanse of wings 28 mm.

A single male specimen was obtained at Kumataka on the 14th of October, 1925, by Mr. K. KIKUCHI. In. Coll. Ent. Mus. (Sapporo).

16. *Crambus flaviguttellus* WLMN. et SOUTH*Crambus flaviguttellus* WILEMAN et SOUTH, Entom. L, p. 148 (1917).

*March, 1919; **July, 1919.

♂, 5-V-1906, Tainan (type) In Coll. WILÉMAN (London).

Loc. Distr.: Tainan.

Gen. Distr.: Formosa.

17. *Crambus baibarellus* sp. nov. (Pl. IV. f. 3)

♂. Silvery white. Palpi orange yellow beneath. Antenna pale brown. Fore wing with a small fuscous spot at origin of vein 2; an orange yellow medial line very slightly incurved below the median nervure; a pale fuscous postmedial line highly excurved between costa and vein 2; a short orange yellow line at costa between the medial and postmedial lines; the same coloured outwardly oblique line beyond the postmedial line from costa to termen, terminating just above vein 6; an orange yellow mark at costa before the apex; two black spots at termen near the anal angle; termen pale yellowish; cilia pale lustrous brown. Hind wing without markings; cilia white. Under surface of the fore wing pale fuscous; hind wing white. Fore leg orange yellow; mid and hind legs white, tarsi pale orange yellow at the basal half of each joint. (See Pl. I, f. 1; Pl. II, f. 1).

Expanse of wings 22 mm.

One male, June 15, 1916, Baibara (KIKUCHI). In Coll. Ent. Mus. (Sapporo).

18. *Crambus inclaralis* Wlk. (Pl. IV. f. 4)

Crambus inclaralis WALKER, Cat. Lep. Het. B. M. xxvii, p. 166 (1863).*

Catharylla nigrociliella ZELLER, Chil. et Cramb. p. 52 (1863).**

Argyria nigrociliella WALKER, l. c. xxx, p. 978 (1864).

Crambus brachypterellus WALKER, l. c. xxxv, p. 1757 (1866).

Crambus immaturellus CHRISTOPH, Bul. Soc. Nat. Mosc. lvi, p. 48 (1881).

Urola inclaralis SWINHOE, Proc. Zool. Soc. Lond. p. 462 (1886).

Crambus nigrociliellus HAMPSON, Proc. Zool. Soc. Lond. p. 938 (1895).

1 ♀, ? Formosa (Coll. MOORE) In Brit. Mus.

Loc. Distr.: ?

Gen. Distr.: India; Amur.; China; Corea; Japan; Formosa.

19. *Crambus anticellus* Wlk. (Pl. IV, f. 5)

Ancylolomia ? *anticella* WALKER, Cat. Lep. Het. B. M. xxxv, p. 1751 (1866).

* April, 1863; ** July, 1863.

Crambus anticellus HAMPSON, Proc. Zool. Soc. Lond. p. 926 (1895).

Calamotropha anticella HERING, Stett. Ent. Zeit. 64, p. 84 (1903).

1 ♀, 10-V-1906, Tainan (WILEMAN) In Coll. WILEMAN (London).

1 ♂, 5-X-1920, Taihoku (INAMURA) In Ent. Mus. (Sapporo).

Loc. Distr.: Tainan; Taihoku.

Gen. Distr.: S. Africa; India; Ceylon; Australia; Sumatra; Formosa.

20. *Crambus malacellus* DUP. (Pl. IV, f. 6)

Crambus malacellus DUPONCHEL, Hist. Nat. Lep. Fr. x, p. 61, pl. 270 f. 5 (1837).

1 ♂, ?-V-1909, Kanshirei (SAUTER) In Zool. Mus. (Berlin).

1 ♂, 4-V-1907, Kanshirei (WILEMAN)
1 ♂, 29-IV-1908, " " } In Coll. WILEMAN (London).
1 ♂, 20-VII-1908, " " }
1 ♂, 21-VII-1908, " " }

1 ♂, 20-IV-1917, Funkiko (SHIRAKI)
1 ♂, 16-IX-1925, Baibara (KIKUCHI) } In Ent. Mus. (Sapporo).
1 ♂, " Formosa (") }

Loc. Distr.: Kanshirei; Funkiko; Baibara.

Gen. Distr.: Palaerc., Ethiop., Orient. and Australian regions.

21. *Crambus meus* STRAND

Crambus meus STRAND, Stett. Ent. Zeit. 79 (ii), p. 251 (1919).

1 ♂, ?-VI-1911, Anping (type) In Deut. Ent. Inst. (Berlin).

Loc. Distr.: Anping.

Gen. Distr.: Formosa.

22. *Crambus arachnophagus* STRAND

Crambus arachnophagus STRAND, Stett. Ent. Zeit. 79 (ii), p. 252 (1919).

1 ♀, ?-VI-1911, Anping (type) } In Deut. Ent. Inst. (Berlin).
1 ♀, ?-VI-1911, Anping (SAUTER) }

Loc. Distr.: Anping.

Gen. Distr.: Formosa.

Genus *Argyria* HBN.

(Type *nummulalis* HBN.)

Argyria HUEBNER, Verz. Schmett. p. 372 (1826).

- Platytes* GUENÉE, Ind. Meth. p. 86 (1845) [type *cerusella* SCHIFF. et DEN.]
non descr.; MEYRICK, Brit. Lep. p. 395 (1895); HAMPSON, Proc.
Zool. Soc. Lond. p. 943 (1895); *id.*, Faun. Brit. Ind. Moths, iv,
p. 19 (1896); FORBES, Lep. N. Y. & Neighb. Stat. p. 592 (1923).
Urola WALKER, Cat. Lep. Het. B. M. xxvii, p. 181 (1863) [type *nivalis*
DRURL.].

Synopsis of Species

- a. Fore wing white *A. interruptella* Wlk.
b. Fore wing ochraceous *A. plumbeolinealis* HMPSON.

23. *Argyria interruptella* Wlk. (Pl. IV, f. 26)

- Argyria interruptella* WALKER, Cat. Lep. Het. B. M. xxxv, p. 1763 (1866).
Argyria inficitella WALKER, *l. c.* p. 1764 (1866).
Argyria obliquella ZELLER, Hor. Soc. Ent. Ross. xiii, p. 58, pl. I, f. 22
(1877).
Argyria candida BUTLER, Trans. Ent. Soc. Lond. p. 590 (1881).
Platytes interruptella HAMPSON, Proc. Zool. Soc. Lond. p. 945 (1895).
Crambus centralis SUZUKI, List Spec. Hanazono Ent. Labr. p. 23 (1915)
non descr.

1 ♀, 20-VII/4-VIII-1919, Karenko (OHKUNI) In Ent. Mus. (Sapporo).

Loc. Distr.: Karenko.

Gen. Distr.: Penag; China; Corea; Japan; Formosa.

24. *Argyria plumbeolinealis* HMPSON.

- Platytes plumbeolinealis* HAMPSON, Proc. Zool. Soc. Lond. p. 947 (1895).

1 ♂, 18-IX-1906, Kanshirei (WILEMAN) In Brit. Mus.

Loc. Distr.: Kanshirei.

Gen. Distr.: India; Ceylon; Formosa.

Genus *Diatraea* GUILD.

(Type *saccharalis* FABR.)

- Diatraea* GUILDING, Trans. Soc. Encour. Arts, xlvi, p. 148 (1828); HAM-
PSON, Proc. Zool. Soc. Lond. p. 953 (1895); FERNALD, Cramb.

- N. Am. p. 73 (1896); HAMPSON, Jour. Bomb. Nat. Hist. Soc. xii, p. 305 (1898); FORBES, Lep. N. Y. & Neighb. Stat. p. 590 (1923).
Charltoniada STRAND, Stett. Ent. Zeit. 79 (ii), pp. 259, 260 (1919) [type *apicenotata* HMPSN.].

Synopsis of Species

- a. Fore wing pale yellowish, with black medial and postmedial lines *D. pulverata* WLMN. et SOUTH
 b. Fore wing with a white stripe below the costa, and a black postmedial line *D. apicenotata* HMPSN.
 c. Fore wing with a numerous fawn-coloured lines, and a black dot at the lower angle of cell *D. venosata* WLK.

25. *Diatraea venosata* WLK. (Pl. IV, f. 28)

Chilo venosatus WALKER, Cat. Lep. Het. B. M. xxvii, p. 144 (1863).

Diatraea striatalis SNELLEN, Tijd. v. Ent. xxxiv, p. 349, pl. xix, ff. 1-4 (1891).

Diatraea venosata HAMPSON, Proc. Zool. Soc. Lond. p. 954 (1895).

1 ♀, 12-IX-1907, Kanshirei (WILEMAN) } In Coll. WILEMAN (London).
 1 ♂, 9-IV-1908, " " }

1 ♂, 3-III-1908, Tainan (ISHIDA) } In Ent. Mus. (Sapporo).
 1 ♂, ? Formosa (") }
 1 ♀, ? 1916, Horisha (ASAKURA) }

6 specimens, ? Taihorin (SAUTER) In Zool. Mus. (Berlin).

Loc. Distr.: Kanshirei; Tainan; Horisha; Taihorin.

Gen. Distr.: Borneo; Java; China; Formosa.

26. *Diatraea pulverata* WLMN. et SOUTH

Diatraea pulverata WILEMAN et SOUTH, Entom. L, p. 147 (1917).

1 ♂, 26-VII-1908, Kanshirei (type) } In Brit. Mus.
 1 ♀, 25-VII-1906, Kanshirei (WILEMAN) }

1 ♀, 6-VIII-1904, Takao (") In Coll. WILEMAN (London).

1 ♀, ?-V-1909, Kanshirei (SAUTER) In Zool. Mus. (Berlin).

Loc. Distr.: Kanshirei; Takao.

Gen. Distr. Formosa.

27. *Diatraea apicenotata* HMPSON.

Crambus apicenotatus HAMPSON, Ann. Mag. Nat. Hist. (9) iii, p. 287 (1919).*

Charltoniada difficilis STRAND, Stett. Ent. Zeit. 79 (ii), p. 259 (1919).**

1 ♂, 24-V -1906, Banshorio (type of *apicenotata* HMPSON.) }
1 ♂, 17-VII-1904, Takao (WILEMAN) } In Brit. Mus.

1 ♂, ?-V-1912, Kanko (type of *difficilis* STRAND) }
1 ♂, ?-V-1912, Kanko (SAUTER) } In Deut. Ent. Inst. (Berlin).

Loc. Distr.: Banshorio; Takao; Kanko.

Gen. Distr.: Formosa.

Genus *Mesolia* RAG.

(Type *pandavella* RAG.)

Mesolia RAGONOT, Ann. Soc. Ent. Fr. p. 282 (1888); HAMPSON, Proc. Zool. Soc. Lond. p. 962 (1895); *id.*, Faun. Brit. Ind. Moths, iv, p. 30 (1896).

Anaclastis TURNER, Trans. Roy. Soc. Queensl. xviii, p. 164 (1904) [type *apicistrigella* MEYR.].

Diadexia TURNER, *l. c.* xix, p. 56 (1905) [type *parodea* TURN.].

Deuterolia DYAR, Pr. U. S. Nat. Mus. xlvii, p. 402 (1914) [type *nipis* DYAR].

28. *Mesolia bipunctella* WLMN. et SOUTH

Mesolia bipunctella WILEMAN et SOUTH, Entom. LI, p. 217 (1918).

Mesolia erotica STRAND, Stett. Ent. Zeit. 79 (ii), p. 256 (1919).

1 ♂, 5-VII-1904, Tainan (type of *bipunctella* W. S.) }
2 ♀ ♀, 14-IV-1906, Kanshirei (WILEMAN) } In Coll. WILEMAN (London).

1 specimen, 15-VI -1906, Kanshirei (WILEMAN) }
1 " 16-IV -1906, " (") }
1 " 17-IX -1906, " (") } In Brit. Mus.
1 " 14-IV -1906, " (") }
1 " 1-VIII-1906, Formosa (") }

1 ♂, ?-X-1911, Suishario (type of *erotica* STRAND) }
1 specimen, ?-X-1911, Suishario (SAUTER) } In Deut. Ent. Inst. (Berlin).

1 ♂, ?-III-1910, Taihorin (SAUTER) }
1 ♂ ♂, ?-V -1905, Kanshirei (") } In Zool. Mus. (Berlin).
1 ♀ ♀, ?-V -1905, " (") }

Loc. Distr.: Tainan; Kanshirei; Suishario; Taihorin.

Gen. Distr.: Formosa.

*March, 1919; **July, 1919.

Genus *Eschata* Wlk.(Type *gelida* Wlk.)

Eschata WALKER, Cat. Lep. Het. B. M. ix, p. 133 (1856); HAMPSON, Proc. Zool. Soc. Lond. p. 960 (1895); *id.*, Faun. Brit. Ind. Moths, iv, p. 28 (1896).

Chaerecla WALKER, *l. c.* xxxii, p. 633 (1865) [type *chrysargyria* Wlk.].

29. *Eschata chrysargyria* Wlk.

Chaerecla chrysargyria WALKER, Cat. Lep. Het. B. M. xxxii, p. 634 (1865).

Eschata chrysargyria HAMPSON, Proc. Zool. Soc. Lond. p. 961 (1895).

Eschata radiata SWINHOE, Ann. Mag. Nat. Hist. (7) xvii, p. 555 (1905).

1 ♂, 7-VII-1907, Kanshirei (WILEMAN) } In Coll. WILEMAN (London).
1 ♂, 28-V-1908, " " " }

Loc. Distr.: Kanshirei.

Gen. Distr.: India; Burma; Philippines; N. China; Formosa.

Genus *Surattha* Wlk.(Type *invectalis* Wlk.)

Surattha WALKER, Cat. Lep. Het. B. M. xxvii, p. 75 (1863); MOORE, Lep. Ceyl. iii, p. 377 (1886); HAMPSON, Proc. Zool. Soc. Lond. p. 965 (1895); *id.*, Faun. Brit. Ind. Moths, iv, p. 31 (1896).

Pindicitra WALKER, *l. c.* p. 134 (1863) [type *invectalis* Wlk.].

Calarina WALKER, *l. c.* xxxv, p. 1769 (1866) [type *invectalis* Wlk.].

Platytesia STRAND, Stett. Ent. Zeit. 79 (ii), p. 255 (1919) [type *albistigma* WLMN. et SOUTH].

30. *Surattha albistigma* WLMN. et SOUTH

Surattha ? *albistigma* WILEMAN et SOUTH, Entom. LI, p. 217 (1918).

Platytes (Platytesia) alikangiella STRAND, Stett. Ent. Zeit. 79 (ii), p. 255 (1919).

1 ♀, 15-V-1906, Tainan (type of *albistigma* W. S.) } In Coll. WILEMAN (London).
1 ♀, 27-V-1906, Anping (WILEMAN) }

1 ♂, ?-V-1911, Arikan (type of *alikangiella* STRAND) In Deut. Ent. Inst. (Berlin).

Loc. Distr.: Tainan; Anping; Arikan.

Gen. Distr.: Formosa.

Genus *Chilo* ZK.

(Type *plragmitellus* HBN.)

Chilo ZINCKEN, Germ. Mag. ii, p. 34 (1817); STEPHENS, Ill. Brit. Ent. Haust. iv, p. 330 (1834); ZELLER, Chil. et Cramb. p. 6 (1863); MOORE, LEP. Ceyl. iii, p. 383 (1886); MEYRICK, Trans. Ent. Soc. Lond. p. 480 (1890); HAMPSON, Proc. Zool. Soc. Lond. p. 954 (1895); FERNALD, Cramb. N. Am. p. 77 (1896); HAMPSON, Faun. Brit. Ind. Moths, iv, p. 26 (1896); FORBES, Lep. N. Y. & Neighb. Stat. p. 591 (1923).

Epina WALKER, Cat. Lep. Het. B. M. xxxv, p. 1707 (1866) [type *dichromella* WLK.].

Donacosaptus ZELLER, Hor. Soc. Ent. Ross. xiii, p. 16 (1877) [type *validus* ZELL.].

Diphryx GROTE, Bul. U. S. Geol. Surv. Terr. vi (2), p. 273 (1881) [type *plejadellus* ZK.].

Synopsis of Species

- a. Fore wing fuscous *C. infuscatellus* SNELL.
 b. Fore wing of ♀ yellowish; of ♂
 yellowish brown, suffused with fuscous *C. simplex* BUTL.

31. *Chilo infuscatellus* SNELL. (Pl. IV, f. 8)

Chilo infuscatellus SNELLEN, Tijd. v. Ent. xxxiv, p. 347, pl. 18, ff. 5-8 (1891).

1 ♂, 23-IX-1907, Tainan (ISHIDA) } In Ent. Mus. (Sapporo).
 1 ♂, 2-XI-1911, Formosa (") }

Loc. Distr.: Tainan; Yensuiko.

Gen. Distr.: Java; Formosa.

32. *Chilo simplex* Butl. (Pl. IV, f. 10)

Jartheza simplex BUTLER, Proc. Zool. Soc. Lond. p. 690 (1880).

Chilo simplex HAMPSON, Proc. Zool. Soc. Lond. p. 957 (1895).

- 1 ♂, ? Takao (HOBSON.....type) } In Brit. Mus.
 1 ♀, ? " " }
 1 ♀, 23-V -1918, Taihoku (SHIRAKI) }
 1 ♀, 29-V -1922, " (TAKEDA) } In Ent. Mus. (Sapporo).
 1 ♀, ?-? -1917, Formosa (INAMURA) }
 1 ♂, 21-IX-1926, Baibara (KIKUCHI) }
 1 ♂, ?-V-1919, Anping (SAUTER) In Zool. Mus. (Berlin).

Loc. Distr.: Throughout Formosa.

Gen. Distr.: China; India; Formosa; Japan.

Genus *Ancylolomia* HBN.

(Type *palpella* SCHIFF. et DEN.)

- Ancylolomia* HUEBNER, Verz. Schmett. p. 363 (1826); ZELLER, Chil. et Cramb. p. 9 (1863); MOORE, Lep. Ceyl. iii, p. 381 (1886); MEYRICK, Trans. Ent. Soc. Lond. p. 478 (1890); HAMPSON, Proc. Zool. Soc. Lond. p. 966 (1895); *id.*, Faun. Brit. Ind. Moths, iv, p. 33 (1896).
Jartheza WALKER, Cat. Lep. Het. B. M. xxvii, p. 183 (1863) [type *chrysographella* KLLR.].
Ctenus MABILLE, Ann. Soc. Ent. Fr. p. 32 (1906) [type *malacellus* MAB.] praeocc.*
Pseudoctenella STRAND, Bul. Soc. Ent. Fr. p. 175 (1907) [type *malacellus* MAB.].

33. *Ancylolomia chrysographella* KLLR. (Pl. IV, f. 11)

- Chilo chrysographella* KOLLAR, Hüg. Kasch. iv (2), p. 494 (1844).
Jartheza chrysographella WALKER, Cat. Lep. Het. B. M. xxvii, p. 184 (1863).
Ancylolomia chrysographella ZELLER, Chil. et Cramb. p. 9 (1863).
Ancylolomia capensis ZELLER, *l. c.* p. 11 (1863).
Ancylolomia indica FELDER & ROGENHOFER, Novara, Lep. 2 (2), pl. 137, f. 19 (1874).
Ancylolomia sansibarica ZELLER, Hor. Soc. Ent. Ross. xiii, p. 23, pl. 1, f. 7 (1877).
Ancylolomia japonica ZELLER, Hor. Soc. Ent. Ross. xiii, p. 24 (1877).
Ancylolomia taprobanensis ZELLER, *l. c.* p. 25, pl. 1, f. 8 (1877).
Ancylolomia argentata MOORE, Lep. Ceyl. iii, p. 382, pl. 184, f. 3 (1886).
Jartheza indica SWINHOE & COTES, Cat. Moths of Ind. p. 692 (1889).

* *Ctenus* previously used for a genus of *Arachnida* in 1805 by WALCKENAER.

Ancylolomia chrysolmealis FAWCETT, Proc. Zool. Soc. Lond. p. 247, pl. 1, f. 2 (1917).

1 specimen, 19-VIII-1905, Kanshirei (WILEMAN) }
 1 " " ? Takao (HOBSON) } In. Brit. Mus.
 2 specimens, ? Formosa (WILEMAN) }

1 specimen, ? Takao (WILEMAN) }
 1 " ? Tainan (") } In Coll. WILEMAN (London).
 1 " ? Kanshirei (") }

1 specimen, Kosempo (SAUTER) }
 1 " Taihorin (") } In Zool. Mus. (Berlin).
 1 " Chosokei (") }

2 ♂♂, ?-X-1911, Kosempo (SAUTER) In Deut. Ent. Inst. (Berlin).

1 ♂, 15-III -1925, Baibara (KIKUCHI) }
 1 ♀, 19-VII -1926, " (UCHIDA) } In Ent. Mus. (Sapporo).
 1 ♀, 15-VIII-1926, " (KIKUCHI) }

Loc. Distr.: Takao; Tainan; Kanshirei; Kosempo; Taihorin; Chosokei; Baibara.

Gen. Distr.: Africa; India; Ceylon; Burma; China; Corea; Japan; Formosa.

SCHOENOBIINÆ

Synopsis of Genera

- A. Fore wing with veins 7, 8, 9, 10, 11 stalked LEECHIA
 B. Fore wing with veins 7, 8, 9, 10 stalked CRAMBOSTENIA
 C. Fore wing with vein 7 from cell.
 a. Fore wing with veins 8, 9, 10, 11 stalked ACROPENTIAS
 b. Fore wing with veins 8, 9, 10 stalked.
 a¹. Palpi projecting about twice the length of head EURYCRASPEDA
 b¹. Palpi projecting about the length of head PATISSA
 c. Fore wing with veins 8, 9 stalked, 10 from cell.
 a¹. Frons flat and oblique; fore wing with the apex rounded CIRRHOCHRISTA
 b¹. Frons with a rounded projection; palpi once to twice the length of head SCIRPOPHAGA
 c¹. Frons with a slight tuft; palpi three to four times the length of head SCHOENOBIVS

Genus *Leechia* SOUTH
 (Type *sinuosalis* SOUTH)

Leechia SOUTH, Trans. Ent. Soc. Lond. p. 400 (1901); MARUMO, Jour.

Coll. Agr. Tokyo Imp. Univ. viii (11), p. 184 (1923).

34. *Leechia sinuosalis* SOUTH (Pl. IV, f. 13)

Leechia sinuosalis SOUTH, Trans. Ent. Soc. Lond. p. 400, pl. xiv, f. 15 (1901).

Leechia formosensis WILEMAN et SOUTH, Entom. LI, p. 218 (1918).

1 ♂, 22-IV-1906, Kanshirei (type of *formosensis* W. S.) } In Coll. WILEMAN (London).
1 ♀, 22-IV-1906, Kanshirei (" ") }

3 specimens, Formosa (WILEMAN) In Brit. Mus.

1 ♂, 20-VII/4-VIII-1919, Karenko (OHKUNI) }
1 ♂, 7-V-1926, Baibara (KIKUCHI) } In Ent. Mus. (Sapporo).
1 ♂, 21-V-1926, Baibara (" ") }

Loc. Distr.: Kanshirei; Karenko; Baibara.

Gen. Distr.: China; Japan; Formosa.

Genus *Acropentias* MEYR.

(Type *aureus* BUTL.)

Acropentias MEYRICK, Trans. Ent. Soc. Lond. p. 470 (1890); HAMPSON,
Proc. Zool. Soc. Lond. p. 903 (1895).

35. *Acropentias aureus* BUTL. (Pl. IV, f. 14)

Micraesclus aureus BUTLER, Ann. Mag. Nat. Hist. (5) i, p. 402 (1878).

Marimatha straminea BUTLER, Ill. Typ. Spec. Het. B.M. iii, p. 79, pl. 58,
f. 2 (1879).

Sparagnia ? obtusalis CHRISTOPH, Bul. Soc. Nat. Mosc. lvi, p. 26 (1881).

Acropentias aureus HAMPSON, Proc. Zool. Soc. Lond. p. 904 (1895).

1 ♂, 12-IV-1900, Kanshirei (WILEMAN) In Brit. Mus.

Loc. Distr.: Kanshirei.

Gen. Distr.: Amur.; China; Corea; Japan; Formosa.

Genus *Crambostenia* SWINH.

(Type *angustifimbrialis* SWINH.)

Crambostenia SWINHOE, Trans. Ent. Soc. Lond. p. 292 (1890).

This genus has been treated as a synonym of *Ramila* MOORE, the genotype of the latter being *marginella* MOOR. On investigation the author found out that vein 10 of the fore wing of the genus *Crambostenia* is stalked with 7, 8, 9, and 11 becoming coincident with 12, while the vein 10 of the genus *Ramila* arises from the cell. The author therefore in this paper

separated genus *Crambostenia* from *Ramila* as a good genus. This genus is distinguished also from *Cyclocausta* WARR. by the fore wing with vein 10 which is given off from 8 before 7 instead of being after.

36. *Crambostenia angustifimbrialis* SWINH.

Crambostenia angustifimbrialis SWINHOE, Trans. Ent. Soc. Lond. p. 293 (1890).

Ramila angustifimbrialis HAMPSON, Proc. Zool. Soc. Lond. p. 908 (1895).

1 ♀, 1-VIII-1907, Kanshirei (WILEMAN) } In Coll. WILEMAN (London).
 1 ♀, 13-VIII-1907, " (") }
 1 ♂, ? Taihorin (SAUTER) In Zool. Mus. (Berlin).

Loc. Distr.: Kanshirei; Taihorin.

Gen. Distr.: India; Burma; Formosa.

Genus *Patissa* MOOR.

(Type *lactealis* SCHIFF. et DEN.)

Patissa MOORE, Lep. Ceyl. iii, p. 388 (1886); HAMPSON, Proc. Zool. Soc. Lond. p. 910 (1895); *id.*, Faun. Brit. Ind. Moths, iv, p. 43 (1896).

Synopsis of Species

- a. Fore wing without yellow markings, the veins in the fore wing being dark *P. nigropunctata* W. S.
- b. Fore wing with yellow markings, the veins being concolorous with the ground colour *P. fulvosparsa* BUTL.
- c. Fore wing silvery white, without markings *P. virginea* ZELL.

37. *Patissa nigropunctata* WLMN. et SOUTH

Scirpophaga nigropunctata WILEMAN et SOUTH, Entom. LI, p. 218 (1918).

1 ♂, 11-VI-1906, Kanshirei (type) } In Coll. WILEMAN (London).
 1 ♀, 26-IV-1908, " (") }
 1 ♂, 24-V -1906, Banshorio (WILEMAN) }
 1 ♂, 23-V -1908, Kanshirei (WILEMAN) } In Brit. Mus.
 1 ♀, 1-VI-1908, " (") }

Loc. Distr.: Kanshirei; Banshorio.

Gen. Distr.: Formosa.

The author has placed this species under genus *Patissa*, because the

specimen of the species has vein 10 of the fore wing distinctly stalked with 8, 9, and the palpi projected forwardly about the length of head.

38. *Patissa fulvosparsa* BUTL. (Pl. IV, f. 15)

Apurima fulvosparsa BUTLER, Trans. Ent. Soc. Lond. p. 591 (1881).

Metasia candidulalis SWINHOE, Proc. Zool. Soc. Lond. p. 880, pl. 57, f. 6 (1885).

Patissa candidulalis SWINHOE & COTES, Cat. Moths of Ind. p. 685 (1889).

Patissa tortualis SNELLEN, Tijd. v. Ent. xxxvi, p. 58, pl. 3, f. 3 (1893).

Donacaula chlorosema MEYRICK, Trans. Ent. Soc. Lond. p. 11 (1894).

Patissa fulvosparsa HAMPSON, Proc. Zool. Soc. Lond. p. 911 (1895).

4 ♂♂, 10-VIII-1904, Takao (WILEMAN)	} In Brit. Mus.
1 ♂, 11-VIII-1904, " "	
1 ♀, 18-VIII-1904, " "	
1 ♀, 7-VIII-1904, " "	
1 ♀, 1-IX-1904, " "	
1 ♂, 6-VI-1906, " "	

1 ♂, 8-VI-1906, Tainan (WILEMAN)	} In Coll. WILEMAN (London).
1 ♂, 6-VII-1904, Takao (")	

Loc. Distr.: Takao; Tainan.

Gen. Distr.: India; Java; Corea; Japan; Formosa.

39. *Patissa virginea* ZELL.

Scirpophaga virginea ZELLER, Lep. Caffr. p. 67 (1852).

Scirpophaga degenerella BUTLER (nec WLK.), Proc. Zool. Soc. Lond. p. 690 (1880) ♂.

Crambus multivagellus SWINHOE, Proc. Zool. Soc. Lond. p. 462 (1886).

Patissa virginea HAMPSON, Proc. Zool. Soc. Lond. p. 911 (1895).

1 ♂, ? Takao (HOBSON)	} In Brit. Mus.
1 ♂, 17-V-1905, Takao (WILEMAN)	
1 ♂, 30-V-1905, " (")	
1 ♂, 21-VII-1905, " (")	

1 ♀, 2-VI-1904, Tainan (WILEMAN)	} In Coll. WILEMAN (London).
1 ♂, 13-VIII-1904, Takao (")	

1 ♂, ?-II-1909, Tainan (SAUTER)	In Zool. Mus. (Berlin).
---------------------------------	-------------------------

Loc. Distr.: Takao; Tainan.

Gen. Distr.: S. Africa; India; Ceylon; Formosa.

P.S.—*Rupela* ? *degenerella* WLK. is a species belonging to *Lithosiidae*.

Genus *Scirpophaga* TREIT.(Type *praelata* SCOP.)

Scirpophaga TREITSCHKE, Schmett. Eur. ix (1), p. 55 (1832); DUPONCHEL, Hist. Nat. Lep. Fr. x, p. 8 (1837); ZELLER, Isis, p. 170 (1839); *id.*, Chil. et Cramb. p. 1 (1863); MEYRICK, Trans. Ent. Soc. Lond. p. 437 (1885); MOORE, Lep. Ceyl. iii, p. 387 (1886); MEYRICK, Trans. Ent. Soc. Lond. p. 467 (1890); HAMPSON, Proc. Zool. Soc. Lond. p. 912 (1895); *id.*, Faun. Brit. Ind. Moths, iv, p. 45 (1896).

Apurima WALKER, Cat. Lep. Het. B. M. xxvii, p. 194 (1863) [type *nivella* FABR.]; MOORE, Lep. Ceyl. iii, p. 388 (1886).

Tipanaea WALKER, *l. c.* xxviii, 522 (1863) [type *patulella* WLK.].

Synopsis of Species

- a. Fore wing white.
 a¹. Fore wing silvery white.
 a². Anal tuft of abdomen white *S. praelata* SCOP.
 b². Anal tuft of abdomen orange *S. nivella* FABR.
 b¹. Fore wing pale yellowish white *S. excerptalis* WLK.
 b. Fore wing brownish *S. brunnescens* MOOR.

40. *Scirpophaga praelata* SCOP. (Pl. IV, f. 16)

Phalaena praelata SCOPOLI, Ent. Carn. p. 198 (1763).

Tinea phantasmatella HUEBNER, Smml. Eur. Schmett. Tin. p. 23, pl. 8, f. 56 (1796).

Scirpophaga praelata WALKER, Cat. Lep. Het. B. M. xxvii, p. 145 (1863).

Scirpophaga degenerella BUTLER (nec WLK.), Proc. Zool. Soc. Lond. p. 690 (1880) ♀.

Scirpophaga excerptalis HAMPSON (nec WLK.), Proc. Zool. Soc. Lond. p. 913 (1895) part.

1 ♀,	?	Takao (HOBSON)	} In Brit. Mus.
1 specimen	7-X-1905,	Tainan (WILEMAN)	
1 "	25-V-1905,	" (")	
1 specimen	24-IV -1908,	Tainan (WILEMAN)	} In Coll. WILEMAN (London).
1 "	29-VIII-1905,	" (")	
1 "	29-IX -1905,	" (")	
1 "	6-X -1904,	Takano (")	

Loc. Distr.: Takao; Tainan.

Gen. Distr.: Europe; Japan; Formosa.

41. *Scirpophaga excerptalis* Wlk.

Chilo excerptalis WALKER, Cat. Lep. Het. B. M. xxvii, p. 142 (1863).

Scirpophaga excerptalis HAMPSON, Faun. Brit. Ind. Moths, iv, p. 46 (1896).

2 specimens, Kosempo; Kanshirei (SAUTER) In Deut. Ent. Inst. (Berlin).

Loc. Distr.: Kanshirei; Kosempo.

Gen. Distr.: N. W. Himalaya; Borneo; India; China; Formosa; Japan.

42. *Scirpophaga brunnescens* MOOR.

Schoenobius brunnescens MOORE, Lep. Atk. p. 225 (1888).

Schoenobius celidias MEYRICK, Trans. Ent. Soc. Lond. p. 475 (1894).

Scirpophaga euclastalis STRAND, Stett. Ent. Zeit. 79 (ii), p. 262 (1919).

1 ♂, ?-V-1911, Anping (type of *euclastalis* STRAND) In Deut. Ent. Inst. (Berlin).

1 ♂, ?-VI-1911, Anping (SAUTER) }
1 ♀, ? Taihorin (SAUTER) } In Zool. Mus. (Berlin).

Loc. Distr.: Taihorin; Anping.

Gen. Distr.: India; Borneo; Formosa.

43. *Scirpophaga nivella* FABR. (Pl. IV, f. 27)

Tinea nivella FABRICIUS, Ent. Syst. iii (2), p. 296 (1794).

Apurima xanthograstrella WALKER, Cat. Lep. Het. B. M. xxvii, p. 194 (1863).

Scirpophaga auriflua ZELLER, Chil. et Cramb. p. 2 (1863).

Scirpophaga intacta SNELLEN, Tijd. v. Ent. xxxiv, p. 343, pl. 18, ff. 1-4 (1891).

Schoenobius xanthograstrella HAMPSON, Ill. Typ. Sp. Het. B. M. ix, p. 46 (1893).

1 ♂, 7-V-1907, Formosa (WILEMAN) }
1 ♀, 7-V-1907, " (") }
1 ♀, 13-V-1907, " (") } In Brit. Mus.
2 ♂ ♂, 27-V-1907, Kanshirei (") }
1 ♂, 25-V-1908, " (") }

1 ♀, 18-VII-1908, Kanshirei (WILEMAN) In Coll. WILEMAN (London).

1 ♀, ?-V-1911, Anping (SAUTER) }
2 ♀, ?-X-1911, Kosempo (") } In Deut. Ent. Inst. (Berlin).

1 specimen, ?-V -1909, Arikan	(SAUTER)	} In Zool. Mus. (Berlin).
1 " ?-VI-1909, "	"	
1 " ? Fuhosho	"	
8 specimens, ? Kanshirei	"	
1 ♂, 9-IV -1907, Daimokko	(MATSUMURA)	} In Ent. Mus. (Sapporo).
1 ♂, 10-IV -1917, Tainan	(HIRAYAMA)	
1 ♀, 20-X -1908, "	(ISHIDA)	
1 ♂, 18-III -1908, "	(MATSUMURA)	
1 ♂, 30-VII-1926, Baibara	(KIKUCHI)	

Loc. Distr.: Anping; Kanshirei; Fuhosho; Arikan; Kosempo; Daimokko; Tainan; Baibara.

Gen. Distr.: Africa; India; Ceylon; Singapore; Philippines; China; Formosa; Japan.

Genus *Eurycraspeda* SWINH.

(Type *burmanalis* SWINH.)

Eurycraspeda SWINHOE, Trans. Ent. Soc. Lond. p. 284 (1890); HAMPSON, Proc. Zool. Soc. Lond. p. 909 (1895); *id.*, Faun. Brit. Ind. Moths, iv, p. 42 (1896).

44. *Eurycraspeda taiwanalis* sp. nov. (pl. IV, f. 17)

♂. Maxillary and labial palpi pale fuscous, the former whitish at tip. Head white. Antenna brownish. Thorax greyish white. Fore wing grey, deeply suffused with dark brown especially on the costal half; veins darker beyond the cell; a highly excurved fuscous antemedial line strongly angled inwardly below the median nervure; a small black spot at each angle of cell; a highly sinuated fuscous postmedial line terminating at fairly before the middle of dorsum; a terminal series of blackish spots; cilia concolorous, traversed by a darker line near the base. Hind wing whitish, terminal area slightly suffused with pale brown; a trace of moderately sinuated fuscous postmedial line, highly excurved from costa to vein 1^b, becoming very distinct towards the inner area, and scattered with some brownish scales at the inner and outer sides of the line; termen with a series of blackish spots; cilia white, slightly tinged with brown. Abdomen whitish. Legs fuscous. (See Pl. I, f. 4; Pl. II, f. 4).

Expanse of wings 20 mm.

A single male specimen was taken at Baibara on May 9, 1926, by Mr. K. KIKUCHI. In Coll. Ent. Mus. (Sapporo).

Genus *Schoenobius* DUP.(Type *gigantellus* SCHIFF. et DEN.)

- Schoenobius* DUPONCHEL, Hist. Nat. Lep. Fr. x, pp. 8, 22 (1837); *id.*, Cat. Lep. Eur. p. 312 (1844); ZELLER, Chil. et Cramb. p. 3 (1863); MEYRICK, Trans. Ent. Soc. Lond. p. 436 (1885); MOORE, Lep. Ceyl. iii, p. 384 (1886); MEYRICK, Trans. Ent. Soc. Lond. p. 466 (1890); *id.*, Brit. Lep. p. 400 (1895); HAMPSON, Proc. Zool. Soc. Lond. p. 915 (1895), *id.*, Faun. Brit. Ind. Moths, iv, p. 47 (1896).
- Catagela* WALKER, Cat. Lep. Het. B. M. xxvii, p. 191 (1863) [type *incertellus* WLK.].
- Panalipa* MOORE, Lep. Ceyl. iii, p. 386 (1886) [type *immeritalis* WLK.].
- Microchoenis* MEYRICK, Trans. Ent. Soc. Lond. p. 270 (1887) [type *immeritalis* WLK.].

45. *Schoenobius incertellus* WLK. (Pl. IV, ff. 18, 25)

- Chilo incertulas* WALKER, Cat. Lep. Het. B. M. xxvii, p. 143 (1863).
- Catagela adjurella* WALKER, *l. c.* p. 191 (1863).
- Catagela* ? *adomotella* WALKER, *l. c.* p. 192 (1863).
- Schoenobius punctellus* ZELLER, Chil. et Cramb. p. 4 (1863).
- Schoenobius minutellus* ZELLER, *l. c.* p. 5 (1863).
- Tipanaea bipunctifera* WALKER, *l. c.* xxviii, p. 523 (1863).
- Chilo graciosellus* WALKER, *l. c.* xxx, p. 967 (1864).
- Apurima graciosella* BUTLER, Proc. Zool. Soc. Lond. p. 690 (1880).
- Schoenobius bipunctifera* MOORE, Lep. Ceyl. iii, p. 385, pl. 184, f. 13 (1886).
- Schoenobius incertulas* HAMPSON, Proc. Zool. Soc. Lond. p. 916 (1895).
- Schoenobius adjurellus* HAMPSON, *l. c.* p. 916 (1895).
- Schoenobius incertellus* HAMPSON, Faun. Brit. Ind. Moths, iv, p. 48 (1896).
- Schoenobius bipunctifer* WLK. ab. *quadripunctellifera* STRAND, Stett. Ent. Zeit. 79 (ii), p. 263 (1919).

1 ♀, ?	Takao (HOBSON, type of <i>A. graciosella</i> BUTL.)	} In Brit. Mus.
4 ♀♀, ?	" (")	
3 specimens,	" (WILEMAN)	
8	Kanshirei (")	
3	Tainan (")	
1 specimen,	Formosa (")	
2 specimens,	Taihoku (SHIRAKI)	
3 specimens,	Anping (WILEMAN)	} In Coll. WILEMAN (London).
1 specimen,	Takao (")	
1 ♂,	?-V-1908, Kanshirei (SAUTER)	In Zool. Mus. (Berlin).

19 ♀ ♀, 4 ♂ ♂, Baibara, Taihoku In Ent. Mus. (Sapporo).

A numerous examples (includ. type of
quadripunctellifera STRAND) Kosempo, Arikan, Anping } In Deut. Ent. Inst. (Berlin).

Loc. Distr.: Throughout Formosa.

Gen. Distr.: India; Ceylon; Borneo; Java; Philippines; Sumatra; Siam; Singapore; China; Formosa; Japan.

Genus *Cirrhochrusta* LED.

(Type *brizoalis* WLK.)

Cirrhochrusta LEDERER, Wien. Ent. Mon. vii, p. 440 (1863); MEYRICK, Trans. Ent. Soc. Lond. p. 296 (1884); *id.*, l. c. p. 506 (1889); RAGONOT, Ann. Soc. Ent. Fr. p. 542 (1891); HAMPSON, Proc. Zool. Soc. Lond. p. 918 (1895); *id.*, Faun. Brit. Ind. Moths, iv, p. 49 (1895).

Eucallaenia SNELLEN, Tijd. v. Ent. xxxv, p. 173 (1892) [type *fumipalpis* FELD. et ROG.].

Margaronia MARUMO (nec HBN.), NAWA Essays, p. 35 (1917) [type *brizoalis* WLK.].

Synopsis of Species

- a. Fore wing with lines from the discocellulars to dorsum and tornus; termen of the hind wing white *C. kosempoalis* STRAND
- b. Fore wing without lines from the discocellulars to dorsum and tornus; termen of the hind wing fulvous *C. brizoalis* WLK.

46. *Cirrhochrusta brizoalis* WLK. (Pl. IV, f. 21)

Margaronia brizoalis WALKER, Cat. Lep. Het. B. M. xix, p. 976 (1859).

Cirrhochrusta brizoalis LEDERER, Wien. Ent. Mon. vii, p. 441 (1863).

Cirrhochrusta aetherialis LEDERER, l. c. p. 441, pl. 17, f. 9 (1863).

1 specimen, ? Takao (HOBSON) } In Brit. Mus.
3 specimens, 8-X-1904, Takao (WILEMAN) }

2 specimens, ? Formosa (SAUTER) In Zool. Mus. (Berlin).

1 ♀, 9-VII-1926, Baibara (KIKUCHI) }
1 ♂, 15-VIII-1926, " (") } In Ent. Mus. (Sapporo).
1 ♂, 23-VII-1925, Musha (UCHIDA) }

1 ♀, ?-X-1911, Kosempo (SAUTER) In Deut. Ent. Inst. (Berlin).

Loc. Distr.: Takao; Kosempo; Baibara; Musha.

Gen. Distr.: N. W. Himalaya; India; Borneo; Australia; China; Japan; Formosa.

47. *Cirrhochrsta kosemponialis* STRAND (Pl. IV, f. 19)

Cirrhochrsta kosemponialis STRAND, Stett. Ent. Zeit. 79 (ii), p. 264 (1919).*

Cirrhochrsta bifurcalis HAMPSON, Ann. Mag. Nat. Hist. (9) iv, p. 325 (1919).**

1 ♀, 24-VII-1906, Kanshirei (WILEMAN)
 1 ♀, 15-II-1909, " (")
 1 ♀, 15-IX-1907, Formosa (")
 1 ♀, 3-VIII-1907, " (")

} In Brit. Mus.

1 ♂, 12-VI-1906, Formosa (WILEMAN) In Coll. WILEMAN (London).

1 ♀, X-1919, Kosempo (type of *kosemponialis* STRAND) In Deut. Ent. Inst. (Berlin).

1 ♂, 16-IX-1925, Baibara (KIKUCHI) In Ent. Mus. (Sapporo).
 1 ♀, 16-IX-1925, " (")

Loc. Distr.: Kosempo; Kanshirei; Baibara.

Gen. Distr.: India; Philippines; Formosa.

47a. *C. kosemponialis* STRAND ab. *bracteolalis* HMPSON.

(Pl. IV, f. 20)

Cirrhochrsta bracteolalis HAMPSON, Ill. Typ. Sp. Het. B. M. viii, p. 135, pl. 155, f. 3 (1891).

1 specimen, 16-IV-1909, Kanshirei (WILEMAN)
 1 " 29-IV-1908, " (")
 1 " 24-III-1909, " (")
 1 ♀, 5-VIII-1909, Formosa (")
 1 specimen, 25-VIII-1906, Kanshirei (")

} In Brit. Mus.

1 specimen, 13-VI-1906, Kanshirei (WILEMAN)
 1 " 2-X-1908, " (")
 1 " 16-X-1905, Takao (")

} In Coll. WILEMAN (London).

1 ♂, 1 ♀, 15-IX-1925, Baibara (KIKUCHI) In Ent. Mus. (Sapporo).

Loc. Distr.: Kanshirei; Takao; Baibara.

Gen. Distr.: India; Formosa.

ANERASTINÆ

Synopsis of Genera

A. Hind wing with vein 4 absent.

* July, 1919; ** November, 1919.

- a. Fore wing with vein 4 absent.
 - a¹. Fore wing with vein 10 stalked with 8, 9 HYPSTOTROPA
 - b¹. Fore wing with vein 10 from the cell.
 - a². Frons with a rounded prominence which is provided with a raised rim at the extremity ANERASTIA
 - b². Frons without prominence RHINAPHE
- b. Fore wing with vein 4 present.
 - a¹. Fore wing with vein 10 stalked with 8.
 - a². Fore wing with veins 4, 5 stalked or from a point COMMOTRIA
 - b². Fore wing with veins 4, 5 separated PATNA
 - b¹. Fore wing with vein 10 from the cell.
 - a². Fore wing with veins 4, 5 stalked.
 - a³. Hind wing with vein 3 stalked with 5 SALURIA
 - b³. Hind wing with veins 3, 5 from the angle of cell SINGHALIELLA
 - b². Fore wing with veins 4, 5 from the cell CRITONIA
- B. Hind wing with vein 4 present EMMALOCERA

Genus *Hypsotropa* ZELL.

(Type *limbella* ZELL.)

- Hypsotropa* ZELLER, Isis, p. 591 (1848); HULST, Tr. Am. Ent. Soc. xvii, p. 212 (1890); HAMPSON, Faun. Brit. Ind. Moths, iv, p. 54 (1896); *id.*, Rom. Mém. viii, p. 374 (1901); *id.*, Proc. Zool. Soc. Lond. p. 67 (1918).
- Heosphora* MEYRICK, Proc. Linn. Soc. N. S. W. vii, p. 158 (1882) [type *psamathella* MEYR.].
- Seleucia* RAGONOT, Ann. Soc. Ent. Fr. p. 259 (1887) [type *semitrosella* RAG.].
- Peoria* RAGONOT, N. Am. Phyc. p. 19 (1887) [type *approximella* WLK.]; HULST, *l. c.* 213 (1890).
- Ambala* RAGONOT, Nouv. Gen. p. 45 (1888) [type *fuscotrigella* RAG.]; *id.*, Rom. Mém. viii, p. 370 (1901).
- Lymira* RAGONOT, Nouv. Gen. p. 46 (1888) [type *semitrosella* RAG.]; *id.*, Rom. Mém. viii, p. 372 (1901).
- Tiarra* RAGONOT, Nouv. Gen. p. 46 (1888) [type *pusillella* RAG.]; *id.*, Rom. Mém. viii, p. 372 (1901).
- Socora* RAGONOT, Nouv. Gen. p. 46 (1888) [type *tenuicostella* RAG.]; *id.*, Rom. Mém. viii, p. 387 (1901).

Wekiva HULST, Tr. Am. Ent. Soc. xvii, p. 215 (1890) [type *luteicostella* RAG.].
Tinitinoa DYAR, Proc. U. S. Nat. Mus. xlvii, p. 347 (1913) [type *phyrdes* DYAR].

Synopsis of Species

- a. Fore wing with a costal stripe white;
dorsal half of the wing purplish pink *H. tripartalis* HMPSN.
- b. Fore wing stramineous, slightly scattered
with fuscous scales; a black dot at the
discocellulars; with an obscure postmedial
line *H. formosalis* STRAND
- c. Fore wing with a costal stripe pale reddish
brown; area below the costal stripe much
darker *H. grassa* STRAND

48. *Hypsotropa tripartalis* HMPSN.

Hypsotropa tripartalis HAMPSON, Proc. Zool. Soc. Lond. p. 74 (1918).

1 ♂, 30-VIII-1904, Takao (type) In Brit. Mus.

Loc. Distr.: Takao.

Gen. Distr.: Formosa.

The type specimen of the species is a male, being not a female as stated by HAMPSON.

49. *Hypsotropa formosalis* STRAND

Hypsotropa formosalis STRAND, Stett. Ent. Zeit. 79 (ii), p. 265 (1919).

1 ♂, ?-XI-1911, Kosempo (type) In Deut. Ent. Inst. (Berlin).

Loc. Distr.: Kosempo.

Gen. Distr.: Formosa.

50. *Hypsotropa grassa* STRAND

Hypsotropa grassa STRAND, Stett. Ent. Zeit. 79 (ii), p. 266 (1919).

1 ♂, 7-V-1912, Sokutsu (type) In Deut. Ent. Inst. (Berlin).

Loc. Distr.: Sokutsu.

Gen. Distr.: Formosa.

H. grassa STRAND differs from *H. laterculella* ZELL. in the following points:—

1. Antenna of the male with a sinus at the base of the shaft, containing a ridge of scales instead of being simple.
2. Labial palpi much shorter.
3. Fore wing without a dark discocellular lunule.
4. Fore wing darker.

Genus *Anerastia* HBN.

(Type *lotella* HBN.)

Anerastia HUEBNER, Verz. Schmett. p. 367 (1826); ZELLER, Isis, p. 177 (1839); *id.*, l. c. p. 586 (1848); MOORE, Lep. Ceyl. iii, p. 357 (1886); MEYRICK, Trans. Ent. Soc. Lond. p. 261 (1887); *id.*, Brit. Lep. p. 363 (1895); HAMPSON, Rom. Mém. viii, p. 394 (1901); *id.*, Faun. Brit. Ind. Moths, iv, p. 55 (1896).

Araxes STEPHENS, Ill. Brit. Ent. Haust. iv, p. 315 (1834) [type *lotella* HBN.].

Prinanerastia HAMPSON, Proc. Zool. Soc. Lond. p. 80 (1918) [type *lotella* HBN.].

51. *Anerastia stramineipennis* STRAND

Anerastia stramineipennis STRAND, Stett. Ent. Zeit. 79 (ii), p. 266 (1919).

1 ♀, ?-X-1911, Kosempo (type) In Deut. Ent. Inst. (Berlin).

Loc. Distr.: Kosempo.

Gen. Distr.: Formosa.

The specimen of this species has the cell of the hind wing very short; veins 3, 5 stalked, 2 from angle of cell; median nervure very long and closely approximated to the discocellulars.

Genus *Rhinaphe* BERG

(Type *signicollis* BERG)

Rhinaphe BERG, Bul. Soc. Imp. Nat. Mosc. xlix, 3, p. 231 (1875); HAMPSON, Proc. Zool. Soc. Lond. p. 82 (1918).

Ampycophora MEYRICK, Proc. Linn. Soc. N. S. W. vii, p. 158 (1882) [type *apotomella* MEYR.].

Comorta RAGONOT, Nouv. Gen. p. 48 (1888) [type *nigricostalis* WLK.].

- Maliarpha* RAGONOT, *l. c.* p. 48 (1888) [type *separatella* RAG.].
Homosassa HULST, Tr. Am. Ent. Soc. xvii, p. 214 (1890) [type *ella* HULST].
Enosima RAGONOT, Rom. Mém. viii, p. 389 (1901) [type *neesimella* RAG.].
Ampycodes HAMPSON, Rom. Mém. viii, p. 393 (1901) [type *pallidicosta* HMPSON.].
Erythphlebia HAMPSON, *l. c.* p. 393 (1901) [type *enervella* HMPSON.].

Synopsis of Species

- a. Fore wing with a pale costal stripe.
 a¹. Fore wing with dorsal area dull greyish
 crimson *R. apotomella* MEYR.
 b¹. Fore wing with dorsal area pale brownish
 yellow *R. flavescetella* HMPSON.
 b. Fore wing with the costal area black, below
 which is ochraceous; with a black disco-
 cellular spot *R. nigricostalis* WLK.

52. *Rhinaphe apotomella* MEYR.

- Pempelia apotomella* MEYRICK, Proc. Linn. Soc. N. S. W. iv, p. 224 (1879).
Ampycophora apotomella MEYRICK, *l. c.* vii, p. 158 (1882).
Rhinaphe apotomella HAMPSON, Proc. Zool. Soc. Lond. p. 82 (1918).
 1 ♂, 31-V-1906, Banshorio (WILEMAN) In Coll. WILEMAN (London).

Loc. Distr.: Banshorio.

Gen. Distr.: India; Ceylon; Philippines; Formosa.

53. *Rhinaphe nigricostalis* WLK.

- Trachonitis nigricostalis* WALKER, Cat. Lep. Het. B. M. xxvii, p. 40 (1863).
Comorta atricostella RAGONOT, Nouv. Gen. p. 48 (1888).
Anerastia nigricostalis HAMPSON, Faun. Brit. Ind. Moths, iv, p. 57 (1896).
Rhinaphe nigricostalis HAMPSON, Proc. Zool. Soc. Lond. p. 83 (1918).
 1 ♂, 31-V-1906, Banshorio (WILEMAN) In Coll. WILEMAN (London).

Loc. Distr.: Banshorio.

Gen. Distr.: W. Africa; India; Ceylon; Burma; Borneo; Andamans; Fiji;
 Formosa.

54. *Rhinaphe flavescentella* HMPSON. (Pl. IV, f. 9)

Enosima flavescentella HAMPSON, Rom. Mém. viii, p. 390, pl. 40, f. 18 (1901).

Rhinaphe flavescentella HAMPSON, Proc. Zool. Soc. Lond. p. 84 (1918).

1 ♀, 16-IV -1906, Kanshirei (WILEMAN) } In Coll. WILEMAN (London).
1 ♂, 17-VIII-1905, " (") }

1 specimen, 27-IV -1907, Formosa (WILEMAN) }
1 " 5-VIII-1907, " (") } In Brit. Mus.
1 " 24-IV -1908, Kanshirei (") }

1 ♂, VI-1914, Arisan (MAKI) }
1 ♂, V -1919, Musha (OHKUNI) } In Ent. Mus. (Sapporo).
1 ♂, 7-V -1926, Baibara (KIKUCHI) }

Loc. Distr.: Kanshirei; Arisan; Musha; Baibara.

Gen. Distr.: C. China; Formosa.

Genus *Saluria* RAG.

(Type *maculivittella* RAG.)

Saluria RAGONOT, Ann. Soc. Ent. Fr. p. 258 (1887); HULST, Tr. Am. Ent. Soc. xvii, p. 211 (1890); HAMPSON, Rom. Mém. viii, p. 358 (1901); *id.*, Proc. Zool. Soc. Lond. p. 93 (1918).

Poujadia RAGONOT, Nouv. Gen. p. 42 (1888) [type *sepicostella* RAG.]; HAMPSON, Faun. Brit. Ind. Moths, iv, p. 58 (1896).

Baroda RAGONOT, *l. c.* p. 42 (1888) [type *paucigraphella* RAG.].

Goya RAGONOT, *l. c.* p. 43 (1888) [type *albivenella* RAG.].

Pectinigeria RAGONOT, *l. c.* p. 43 (1888) [type *macrella* RAG.].

Cayuga HULST, Ent. Am. iv, p. 116 (1888) [type *gemmatella* HULST]; *id.*, Tr. Am. Ent. Soc. xvii, p. 208 (1890).

Atascosa HULST, Tr. Am. Ent. Soc. xvii, p. 210 (1890) [type *glareosella* ZELL.].

Parramatta HAMPSON, Rom. Mém. viii, p. 366 (1901) [type *ensiferella* MEYR.].

Ollia DYAR, Jour. N. Y. Ent. Soc. xii, p. 107 (1904) [type *santaritella* DYAR].

Eumnoorea DYAR, Insec. Inscit. Menstr. v, p. 91 (1917) [type *anchridis* DAYR].

Synopsis of Species

a. Fore wing with the costal area white.

a¹. Fore wing with the veins white *S. albivenella* RAG.

- b¹. Veins in the fore wing concolorous
with the ground colour.
a². Fore wing with the dorsal area crimson *S. rosella* HMPNS.
b². Fore wing with the dorsal area pale brown *S. claricostella* RAG.
b. Fore wing with the costal area pink *S. sepicostella* RAG.

55. *Saluria albivenella* RAG.

Goya albivenella RAGONOT, Nouv. Gen. p. 43 (1888).

Laurentia albivenella HAMPSON, Proc. Zool. Soc. Lond. p. 90 (1918).

Saluria albivenella HAMPSON, l. c. p. 99 (1918).

Comorta albivenella WILEMAN et SOUTH, Entom. LI, p. 219 (1918).

1 ♂, 26-VIII-1904, Takao (type *albivenella* HMPNS.) In Brit. Mus.

1 ♀, 27-VIII-1907, Kanshirei (WILEMAN)

1 ♀, 3-VIII-1908, " (") } In Coll. WILEMAN

1 ♀, 5-IX -1904, Takao (type of *albivenella* WLMN. et SOUTH) } (London).

Loc. Distr.: Takao; Kanshirei.

Gen. Distr.: Argentine; Formosa.

56. *Saluria sepicostella* RAG.

Poujadia sepicostella RAGONOT, Nouv. Gen. p. 42 (1888).

Saluria sepicostella HAMPSON, Proc. Zool. Soc. Lond. p. 95 (1918).

1 ♂, 6-VI-1906, Takao (WILEMAN) In Brit. Mus.

1 ♀, 9-VIII-1904, Takao (WILEMAN) } In Coll. WILEMAN (London).

1 ♂, 6-VIII-1904, " (") }

Loc. Distr.: Takao.

Gen. Distr.: Punjab; Borneo; Pulo Laut; Formosa.

57. *Saluria rosella* HMPNS.

Poujadia rosella HAMPSON, Faun. Brit. Ind. Moths, iv. p. 59 (1896).

Saluria rosella HAMPSON, Proc. Zool. Soc. Lond. p. 97 (1918).

Commotria tripartella HAMPSON, l. c. p. 109 (1918).

1 ♂, 5-IX-1904, Takao (WILEMAN) In Coll. WILEMAN (London).

1 ♂, 11-VIII-1925, Baibara (KIKUCHI) In Ent. Mus. (Sapporo).

Loc. Distr.: Takao; Baibara.

Gen. Distr.: India; China; Formosa.

On investigation the author found that *Commotria tripartella* HMPNS. is absolutely identical with *Saluria rosella* HMPNS.

58. *Saluria claricostella* RAG. (Pl. IV, f. 12)

Ponjadia claricostella RAGONOT, Nouv. Gen. p. 42 (1888).

Saluria claricostella HAMPSON, Proc. Zool. Soc. Lond. p. 95 (1918):

1 ♂, V-1910, Nanto (TOBA) In Ent. Mus. (Sapporo).

Loc. Distr.: Nanto.

Gen. Distr.: Gold Coast; Africa; Formosa.

Genus *Singhaliella* STRAND

(Type *simplicipalpis* STRAND)

Singhaliella STRAND, Arch. Natg. 84 (12), p. 189 (1920).

This genus is distinguished from *Prophthasia* by the labial palpi being porrect and downcurved at extremities instead of being obliquely upturned.

59. *Singhaliella simplicipalpis* STRAND

Critonia (Singhaliella) simplicipalpis STRAND, Arch. Natg. 84 (12), p. 189 (1920).

1 ♂, XII-1911, Suishario (type) In Deut. Ent. Inst. (Berlin).

Loc. Distr.: Suishario.

Gen. Distr.: Formosa.

The general build and markings of the wings are very closely related to *Patna miseralis* STRAND, but it has an entirely different neuration, and the latter with a long dark stripe along the median nervure.

Genus *Commotria* BERG

(Type *invenustella* BERG)

Commotria BERG, Ann. Soc. Ent. Arg. xix, p. 278 (1885); HAMPSON, Proc. Zool. Soc. Lond. p. 107 (1918).

Mangala RAGONOT, Nouv. Gen. p. 41 (1888) [type *crassiscapella* RAG.].

Altoona HULST, Ent. Am. iv, p. 116 (1888) [type *opacella* HULST]; *id.*, Trans. Am. Ent. Soc. xvii, p. 206 (1890).

Volusia HULST, Trans. Am. Ent. Soc. xvii, p. 206 (1890) [type *roseopenella* HULST].

Trivolusia DYAR, Cat. Lep. N. Am. p. 438 (1902) [type *roscofenella* HULST].

60. *Commotria enervella* HMPSON.

Commotria enervella HAMPSON, Proc. Zool. Soc. Lond. p. 112 (1918).

♂, 5-X-1904, Takao (type) In Brit. Mus.

Loc. Distr.: Takao.

Gen. Distr.: Formosa.

Genus *Critonia* RAG.

(Type *subconcinella* RAG.)

Critonia RAGONOT, Bul. Soc. Ent. Fr. p. ccxiv (1890); HAMPSON, Proc. Zool. Soc. Lond. p. 119 (1918).

Singhalia HAMPSON, Jour. Bomb. Nat. Hist. Soc. xii, p. 309 (1898) [type *sarcoglauca* HMPSON.]; *id.*, Rom. Mém. viii, p. 351 (1901).

Critonia HAMPSON, Faun. Brit. Ind. Moths, iv, p. 60 (1896) [type *subconcinella* RAG.].

61. *Critonia* ? *phaeoneura* HMPSON.

Critonia phaeoneura HAMPSON, Proc. Zool. Soc. Lond. p. 119 (1918).

♂, 24-V-1906, Banshorio (type) In Brit. Mus.

Loc. Distr.: Banshorio.

Gen. Distr.: Formosa.

Typically the genus *Critonia* with veins 3 and 5 to the hind wing arising from angle of cell. In *C. phaeoneura* HMPSON., the hind wing with veins 3 and 5 distinctly stalked with each other. Thus the author suspects that the species probably belongs to some other genus; however, as the author has examined only the type specimen of the species, it needs more material to ascertain its proper genus.

Genus *Emmalocera* RAG.

(Type *leucocincta* WLK.)

Emmalocera RAGONOT, Nouv. Gen. p. 38 (1888); RAGONOT & HAMPSON, Rom. Mém. viii, p. 313 (1901); HAMPSON, Proc. Zool. Soc.

Lond. p. 126 (1918); *id.* (part), Faun. Brit. Ind. Moths, iv, p. 61 (1896).

Lodiana RAGONOT, Nouv. Gen. p. 38 (1888) [type *umbrivittella* RAG.].

Papua RAGONOT, Bul. Soc. Ent. Fr. p. ccxx (1889) [type *latilimbella* RAG.].

Synopsis of Species

- a. Fore wing ochraceous red.
 a¹. Fore wing with the costa pinkish *E. umbricostella* RAG.
 b¹. Fore wing with the costa whitish *E. leucocincta* WLK.
 b. Fore wing pale brown, slightly tinged
 with reddish *E. anerastica* SNELL.

62. *Emmalocera anerastica* SNELL.

Nephoteryx anerastica SNELLEN, Midd.-Sumatr. Lep. p. 81 (1880).

Emmalocera anerastica RAGONOT, Rom. Mém. viii, p. 317, pl. 36, f. 8 (1901).

Polyocha variegatella STRAND (nec RAG.), Stett. Ent. Zeit. 79 (ii), p. 266 (1919).

1 ♀, 4-V -1904, Tainan (WILEMAN) } In Coll. WILEMAN (London).
 1 ♀, 17-VIII-1904, Takao (") }

1 ♀, 4-VI-1904, Kanshirei (WILEMAN) In Brit. Mus.

1 ♂, ? Taihorin (SAUTER) In Zool. Mus. (Berlin).

1 specimen, V-1911, Anping (SAUTER) } In Deut. Ent. Inst. (Berlin).
 1 " 7-V-1912, Sokutsu (") }

Loc. Distr.: Kanshirei; Tainan; Takao; Sokutsu; Anping; Taihorin.

Gen. Distr.: Africa; India; Nicobars; Johor; Singapore; Borneo; Sumatra; Philippines; Lovisiado Is.; Aigen Is.; Formosa.

63. *Emmalocera leucocincta* WLK.

Crambus ? leucocinctus WALKER, Cat. Lep. Het. B. M. xxvii, p. 169 (1863).

Emmalocera crenatella RAGONOT, Nouv. GEN. p. 38 (1888).

Polyocha leucocincta HAMPSON, Faun. Brit. Ind. Moths, p. 62 (1896).

Emmalocera leucocincta HAMPSON, Rom. Mém. viii, p. 316, pl. 36, f. 9 (1901).

1 ♂, 21-IX-1906, Kanshirei (WILEMAN) In Brit. Mus.

Loc. Distr.: Kanshirei.

Gen. Distr.: Singapore; Borneo; Philippines; Formosa; Japan.

64. *Emmalocera umbricostella* RAG.*Emmalocera umbricostella* RAGONOT, Nouv. Gen. p. 38 (1888).*Polyocha umbricostella* HAMPSON, Faun. Brit. Ind. Moths, iv, p. 62 (1896).

♂, 14-IV-1904, Takao (WILEMAN) In Coll. WILEMAN (London).

1 specimen, ? Kanshirei (SAUTER) In Zool. Mus. (Berlin).

Loc. Distr.: Takao; Kanshirei.**Gen. Distr.:** India; Borneo; Philippines; Java; China; Corea; Formosa.Genus *Patna* RAG.(Type *eboricostella* RAG.)*Patna* RAGONOT, Nouv. Gen. p. 39 (1888); HAMPSON, Faun. Brit. Ind. Moths, iv, p. 57 (1896); *id.*, Rom. Mém. viii, p. 329 (1901); *id.*, Proc. Zool. Soc. Lond. p. 117 (1918).**65. *Patna miserabilis* STRAND***Patna ? miserabilis* STRAND, Stett. Ent. Zeit. 79 (ii), p. 266 (1919).

♂, ?-X-1911, Kosempo (type) In Deut. Ent. Inst. (Berlin).

Loc. Distr.: Kosempo.**Gen. Distr.:** Formosa.

PHYCITINÆ

Synopsis of Genera

- A. Hind wing with vein 4 absent.
- a. Fore wing with vein 9 absent EPHESTIA
- b. Fore wing with vein 9 present.
- a¹. Fore wing with vein 4 absent.
- a². Hind wing with a cell about a half
the length of wing; vein 2 from well before
angle of cell EUZOPHÉRODES
- b². Hind wing with a cell about one-third
the length of wing; vein 2 from angle of cell MAXILLARIA
- b¹. Fore wing with vein 4 present.
- a². Hind wing with vein 2 from well before

- angle of cell HYPHANTIDIUM
- b². Hind wing with vein 2 from angle of cell.
- a³. Fore wing with veins 4, 5 separated ANCYLODES
- b³. Fore wing with veins 4, 5 stalked ONCOLABIS
- B. Hind wing with vein 4 present.**
- a. Palpi upturned.
- a¹. Hind wing with veins 4, 5 stalked.
- a². Hind wing with vein 3 from or after angle of cell and closely approximated to 4, 5 towards origin.
- a³. Fore wing with vein 4 approximated to 5 for some distance.
- a⁴. Hind wing with vein 2 arising from the median nervure before the middle of the discocellulars DIORYCTRIA
- b⁴. Hind wing with vein 2 from the median nervure further after the middle of the discocellulars ... NEPHOPTERYX
- b³. Fore wing with veins 4, 5 well separated.
- a⁴. Hind wing with vein 2 arising from the median nervure further before the middle of the discocellulars AURANA
- b⁴. Hind wing with vein 2 arising from the median nervure further after the middle of the discocellulars ILITHYIA
- b². Hind wing with vein 3 from before angle of cell.
- b³. Fore wing with veins 4, 5 approximated.
- a⁴. Hind wing with a cell about one-third the length of wing.
- a⁵. Maxillary palpi filiform PHYCITA
- b⁵. Maxillary palpi brush-like tufted VOLOBILIS
- b⁴. Hind wing with a cell about a half the length of wing HYPSPYLA
- b³. Fore wing with veins 4, 5 well separated EURHODOPE
- b¹. Hind wing with veins 3, 4, 5 stalked.
- a². Fore wing with veins 4, 5 stalked MICROTHRIX
- b². Fore wing with veins 4, 5 separated CANDIOPE
- c¹. Hind wing with veins 4, 5 approximated but well separated NUMORIA

- b. Palpi upturned, the 3rd joint porrect or oblique.
 a¹. Fore wing with veins 4, 5 stalked; 3, 4, 5 of the
 hind wing stalked TAPHRIS
 b¹. Fore wing with veins 4, 5 well separated; 3 of the
 hind wing from well before angle of cell CALGUA
 c. Palpi porrect ETIELLA

Genus *Ephestia* ZELL.(Type *elutella* HBN.)

Ephestia ZELLER, Isis, p. 592 (1848); GUENÉE, Microlep. Ind. Meth. p. 81 (1845) non descr.; HERRICH-SCHAEFFER, Syst. Schmett. Eur. iv, pp. 84, 110 (1849); HEINEMANN, Schmett. Deut. I (2), p. 201 (1865); HULST, Tr. Am. Ent. Soc. xvii, p. 197 (1890); MEYRICK, Brit. Lep. p. 372 (1895); HAMPSON, Faun. Brit. Ind. Moths, iv, p. 66 (1896); *id.*, Rom. Mém. viii, p. 271 (1901).

Cadra WALKER, Lep. Het. B. M. xxx, p. 961 (1864) [type *cautella* Wlk.].

66. *Ephestia cautella* Wlk. (Pl. IV, f. 30)

Pempelia cautella WALKER, Cat. Lep. Het. B. M. xxvii, p. 73 (1863).

Cadra defectella WALKER, l. c. xxx, p. 962 (1864).

Nephoptyx desuetella WALKER, l. c. xxxv, p. 1719 (1866).

Ephestia cahiritella ZELLER, Stett. Ent. Zeit. p. 384 (1867).

Ephestia passulella BARRETT, Ent. Mon. Mag. xi, p. 271 (1875).

Ephestia desuetella MEYRICK, Trans. Ent. Soc. Lond. p. 265 (1887).

Salebria cautella SWINHOE & COTES, Cat. Moths of Ind. p. 675 (1889).

Ephestia cautella HAMPSON, Faun. Brit. Ind. Moths, iv, p. 66 (1896).

Cryptoblabes formosella WILEMAN et SOUTH, Entom. LI, p. 219 (1918) ♂.

1 specimen, 6-VIII-1904, Takao (WILEMAN)
 1 " 17-XI -1905, Tainan (") } In Brit. Mus.
 1 " 17-V -1906, " (") }

1 specimen, 30-V -1904, Anping (WILEMAN)
 1 ♂, 14-VIII-1904, Takao (type of *C. formosella* W. S.) } In Coll. WILEMAN (London).

A numerous specimens,
 Banshorio; Suishario; Kosempo; Anping. } In Deut. Ent. Inst. (Berlin).

1 specimen, ? Taihorin (SAUTER) In Zool. Mus. (Berlin).

Loc. Distr.: Takao; Tainan; Anping; Kosempo; Banshorio; Suishario; Taihorin.

Gen. Distr.: Europe; India; Ceylon; Java; Madagascar; Australia; China; Philippines; Formosa; Japan.

Genus *Oncolabis* ZELL.(Type *anticella* ZELL.)*Oncolabis* ZELLER, Isis, p. 877 (1848); RAGONOT, Rom. Mém. viii, p. 187 (1901).**67. *Oncolabis formosae* STRAND***Ancylosis formosae* STRAND, Entom. Zeitschr. Frankf. 36 (4), p. 15 (1922).

1 ♀, ?-X-1912, Anping (type) In Deut. Ent. Inst. (Berlin).

Loc. Distr.: Anping.**Gen. Distr.:** Formosa.Genus *Maxillaria* STGR.(Type *meretrix* STGR.)*Maxillaria* STAUDINGER, Hor. Soc. Ent. Ross. xv, p. 208 (1880); RAGONOT, Rom. Mém. viii, p. 207 (1901).**68. *Maxillaria meretrix* STGR. (Pl. IV, f. 23)***Maxillaria meretrix* STAUDINGER, Hor. Soc. Ent. Ross. xv, p. 208 (1880).

1 ♂, 19-III-1908, Kanshirei (WILEMAN) In Brit. Mus.

1 ♂, ?-IV-1910, Kosempo (SAUTER) In Ent. Mus. (Sapporo).

Loc. Distr.: Kanshirei; Kosempo.**Gen. Distr.:** Bith; Formosa.Genus *Euzopherodes* HMPSN.(Type *albicans* HMPSN.)*Euzopherodes* HAMPSON, Jour. Bomb. Nat. Hist. Soc. xii, p. 475 (1899); *id.*, Rom. Mém. viii, p. 79 (1901).**69. *Euzopherodes albicans* HMPSN.***Euzopherodes albicans* HAMPSON, Jour. Bomb. Nat. Hist. Soc. xii, p. 475 (1899).

1 ♂, 7-IX-1904, Takao (WILEMAN) In Brit. Mus.

Loc. Distr.: Takao.

Gen. Distr.: India; Ceylon; Formosa.

Genus *Hyphantidium* SCOTT

(Type *sericarium* SCOTT)

Hyphantidium SCOTT, Proc. Zool. Soc. Lond. p. 207 (1859); HAMPSON, Jour. Bomb. Nat. Hist. Soc. xxi, p. 1252 (1912); RAGONOT, Rom. Mém. viii, p. 72 (1901).

Assara WALKER, Cat. Lep. Het. B. M. xxvii, p. 79 (1863) [type *albico-stale* WLK.].

Cateremma MEYRICK, Proc. Linn. Soc. N. S. W. vii, p. 156 (1882) [type *microdoxa* MEYR.]; *id.*, Brit. Lep. p. 375 (1895).

Seneca HULST, Tr. Am. Ent. Soc. xvii, p. 177 (1890) [type *tumidulellum* RAG.].

70. *Hyphantidium albico-stale* WLK.

Assara albico-stalis WALKER, Cat. Lep. Het. B. M. xxvii, p. 80 (1863).

Euzophera subtere-brella SNELLEN, Tijd. v. Ent. xxiii, p. 250 (1880); *id.*, *z.* c. xxvii, p. 54, pl. 5, f. 12 (1884).

Euzophera niveico-stella HAMPSON, Faun. Brit. Ind. Moths, iv, p. 74 (1896).

Hyphantidium albico-stale RAGONOT, Rom. Mém. viii, p. 73, pl. xxv, f. 14 (1901).

18, ?-XI-1909, Taihorin (SAUTER) In Ent. Mus. (Sapporo).

Loc. Distr.: Taihorin.

Gen. Distr.: Ceylon; Borneo; Queensland; Formosa.

Genus *Ancylodes* RAG.

(Type *pallens* RAG.)

Ancylodes RAGONOT, Ann. Soc. Ent. Fr. p. 250 (1887); HAMPSON, Rom. Mém. viii, p. 180 (1901).

71. *Ancylodes lapsalis* WLK.

Dosara lapsalis WALKER, Cat. Lep. Het. B. M. xix, p. 829 (1859).

Ancylosis lapsalis HAMPSON, Faun. Brit. Ind. Moths, iv, p. 71 (1896).

Ancylodes lapsalis HAMPSON, Rom. Mém. viii, p. 181 (1901).

1 ♀, 15-VIII-1905, Kanshirei (WILEMAN) In Coll. WILEMAN (London).

Loc. Distr.: Kanshirei.

Gen. Distr.: Ceylon; Queensland; Formosa.

Genus *Dioryctria* ZELL.

(Type *abietella* SCHIFF. et DEN.)

Dioryctria ZELLER, Isis, p. 732 (1846); RAGONOT, Ent. Mon. Mag. xxii, p. 52 (1885); HULST, Tr. Am. Ent. Soc. xvii, p. 134 (1890); RAGONOT, Rom. Mém. vii, p. 187 (1893); MEYRICK, Brit. Lep. p. 369 (1895); HAMPSON (part), Faun. Brit. Ind. Moths, iv, p. 90 (1896).

72. *Dioryctria abietella* SCHIFF. et DEN.

Tinea abietella SCHIFFERMÜLLER et DENIS, Syst. Schmett. Wien, p. 138 (1775).

Tinea decuriella HUEBNER, Smml. Eur. Schmett. Tin. p. 35, pl. 11, f. 74 (1796).

Phycita abietella STEPHENS, Syst. Cat. Brit. Ins. ii, p. 216 (1829).

Nephopteryx abietella ZELLER, Isis, p. 179 (1839).

Tinea sylvestrella RATZEBURG, Forest. Ins. p. 244, pl. 15, f. 1 (1840).

Dioryctria abietella ZELLER, Isis, pp. 732, 736 (1846).

Pimpestis ? abietivorella GROTE, Bul. U. S. Geol. Surv. Terr. iv, p. 701 (1878).

Phycis splendidella MAKI (nec H.-SCH.), Bul. Forest. Exp. Stat. Formosa, I, p. 42, pl. 9, f. 5 (1915).

Loc. Distr.: ?

Gen. Distr.: U.S.A.; Europe; Siberia; India; Formosa; Corea; Japan.

Genus *Nephopteryx* HBN.

(Type *rhenella* ZK.)

Nephopteryx HUEBNER, Verz. Schmett. p. 370 (1826); ZELLER, Isis, pp. 174, 179 (1839); *id.*, *l. c.* pp. 731, 733 (1846); HERRICH-SCHAEFFER, Syst. Schmett. Eur. iv, p. 78 (1848); GROTE, Bul. U. S. Geol. Surv. Terr. iv, p. 695 (1878); MEYRICK, Proc. Linn. Soc. N. S. W. iii, p. 201 (1878); RAGONOT, Ent. Mon. Mag. xxii, p. 19 (1885); MOORE, Lep. Ceyl. iii, p. 362 (1886);

RAGONOT, Rom. Mém. vii, p. 254 (1893); HULST, Tr. Am. Ent. Soc. xvii, p. 142 (1890); MEYRICK, Brit. Lep. p. 370 (1895); HAMPSON, Faun. Brit. Ind. Moths, iv, p. 76 (1896).

Synopsis of Species

- a. Fore wing black *N. hyemalis* BUTL.
 b. Fore wing greyish.
 a¹. Fore wing with an outwardly oblique antemedial line; postmedial line incurved on the costal area *N. kosemponella* STRAND
 b¹. Fore wing with an antemedial line excurved on the costal area; postmedial line undulated *N. griseofusa* WLMN. et SOUTH

73. *Nephoptyx griseofusa* WLMN. et SOUTH

Phycita griseofusa WILEMAN et SOUTH, Entom. LII, p. 267 (1919).

1 ♂, 6-VIII-1904, Takao (type)
 1 ♂, 6-VIII-1904, " (WILEMAN)
 1 ♂, 6-VIII-1904, " (") } In Coll. WILEMAN (London).

Loc. Distr.: Takao.

Gen. Distr.: Formosa.

74. *Nephoptyx kosemponella* STRAND

Nephoptyx kosemponella STRAND, Stett. Ent. Zeit. 79 (ii), p. 267 (1919).

1 ♀, VII-1911, Kosempo (type) In Deut. Ent. Inst. (Berlin).

Loc. Distr.: Kosempo.

Gen. Distr.: Formosa.

75. *Nephoptyx hyemalis* BUTL.

Nephoptyx hyemalis BUTLER, Proc. Zool. Soc. Lond. p. 689 (1880).

Oligochroa hyemalis RAGONOT, Rom. Mém. vii, p. 377 (1893); *id.*, *l. c.* viii, pl. xli, f. 17 (1901).

Phycita hyemalis HAMPSON, Faun. Brit. Ind. Moths, iv, p. 97 (1896).

1 specimen, ? Takao (type)
 1 " 12-III-1907, Kanshirei (WILEMAN) } In Brit. Mus.
 1 specimen, 8-III-1908, Kanshirei (WILEMAN)
 1 " 30-IV-1907, " (") } In Coll. WILEMAN (London).

Loc. Distr.: Takao; Kanshirei.

Gen. Distr.: Formosa.

Genus *Tephris* RAG.

(Type *cyriella* RAG.)

Tephris RAGONOT, Rom. Mém. vii, p. 446 (1893).

76. *Tephris anpingicola* STRAND

Nephopteryx anpingicola STRAND, Stett. Ent. Zeit. 79 (ii), p. 268 (1919).

1 ♂, V-1911, Anping (type) In Deut. Ent. Inst. (Berlin).

Loc. Distr.: Anping.

Gen. Distr.: Formosa.

Genus *Microthrix* RAG.

(Type *inconspicuella* RAG.)

Microthrix RAGONOT, Nouv. Gen. p. 25 (1888); *id.*, ROM. Mém. vii, p. 324 (1893).

77. *Microthrix miserabilis* STRAND

Microthrix miserabilis STRAND, Stett. Ent. Zeit. 79 (ii), p. 271 (1919).

1 ♀, IV-1912, Kosempo (type) In Deut. Ent. Inst. (Berlin).

Loc. Distr.: Kosempo.

Gen. Distr.: Formosa.

Genus *Ilithyia* LATR.

(Type *semirubella* SCOP.)

Ilithyia LATREILLE, Cuvier, Regne, Anim. v, p. 422 (1829).

Elasmopalpus BLANCHARD, Gay, Hist. Chile, Zool. vii, p. 104 (1852) [type *lignosellus* ZELL.]; HULST, Tr. Am. Ent. Soc. xvii, p. 157 (1890); RAGONOT, Rom. Mém. vii, p. 418 (1893).

Epicrocis ZELLER, Isis, p. 878 (1848) [type *festivella* ZELL.]; RAGONOT, *l. c.* p. 437 (1893); HAMPSON, Faun. Brit. Ind. Moths, iv, p. 85 (1896).

Canthelea WALKER, Cat. Lep. Het. B. M. xxxv, p. 1726 (1866) [type

oegnusalis Wlk.]; RAGONOT, Rom. Mém. vii, p. 233 (1893).
Gabra WALKER, l. c. p. 1727 (1856) [type *festivella* ZELL.].

Synopsis of Species

- A. Fore wing purplish fuscous *I. morosalis* SAALM.
 B. Fore wing not purplish fuscous.
 a. Fore wing with the basal area chestnut.
 a¹. Fore wing with a small black discocellular speck *I. hitarella* RAG.
 b¹. Fore wing with a large suffusion of chestnut scales before the black discocellular lunule *I. festivella* ZELL.
 b. Fore wing with the basal area not chestnut.
 a¹. Fore wing with the costa white *I. lateritialis* Wlk.
 b¹. Fore wing with the costa not white.
 a². Fore wing with an antemedial band defined by a white line on its out side; a white discocellular spot *I. stibiella* SNELL.
 b². Fore wing with a pink antemedial band which is not defined by a white line on its out side; no white discocellular spot *I. oegnusalis* Wlk.
 c². Fore wing with a blackish discocellular lunule; a black spot at vein 1^b below the median nervure *I. taiwanalis* SHIB.
 (sp. nov.)
 C. Fore wing dark purplish; dorsal area yellow *I. semirubella* Scop.
 var. *sanguinella* HBN.

78. *Ilithya morosalis* SAALM.

Myelois morosalis SAALMÜLLER, Ber. Senck. Nat. Ges. p. 307 (1880).

Salebria morosalis RAGONOT, Rom. Mém. vii, p. 370, pl. xii, f. 3 (1893).

Nephoptyx morosalis HAMPSON, Faun. Brit. Ind. Moths, iv, p. 82 (1896).

♂, 8-X-1904, Garambi (WILEMAN)
 ♀, 1-XI-1904, " " } In Coll. WILEMAN (London).
 ♀, 18-VII-1908, Kanshirei(" ")

Loc. Distr.: Garambi; Kanshirei.

Gen. Distr.: India; Ceylon; Africa; Madagascar; Amur; N. W. Himala-

ya; Japan; Formosa.

79. *Ilithya semirubella* SCOP. var. *sanguinella* HBN.

(Pl. IV, f. 29)

Tinea sanguinella HUEBNER, Smml. Eur. Schmett. Tin. p. 37, pl. 10, f. 65 (1796).

1 ♂, ? Taihorin (SAUTER) In Zool. Mus. (Berlin).

Loc. Distr.: Taihorin.

Gen. Distr.: Europe; Amur; Corea; Japan; Formosa.

80. *Ilithya hilarella* RAG. (Pl. IV, f. 24)

Epicrocis hilarella RAGONOT, Nouv. Gen. p. 22 (1888).

1 ♂, 30-VI-1907, Kanshirei (WILEMAN)	} In Coll. WILEMAN (London).
1 ♂, 26-IX-1906, " (")	
1 ♂, 23-X-1905, Takao (")	
2 ♂ ♂, ?-III-1909, Tainan (SAUTER)	} In Zool. Mus. (Berlin).
1 ♀, " " (")	
2 ♂ ♂, ?-VI-1909, Kanshirei (")	
1 ♀, ?-IV-1909, Anping (")	

Loc. Distr.: Kanshirei; Takao; Tainan; Anping.

Gen. Distr.: India; Ceylon; China; Japan; Formosa.

81. *Ilithya festivella* ZELL.

Epicrocis festivella ZELLER, Isis, p. 878 (1848).

Pyralis ratoalis WALKER, Cat. Lep. Het. B. M. xix, p. 916 (1859).

Scopula albigeralis WALKER, l. c. xxxiv, p. 1468 (1865).

Gabra tinealella WALKER, l. c. xxxv, p. 1727 (1866).

1 ♂, 15-II-1905, Tainan (WILEMAN)	In Brit. Mus.
1 ♂, 8-V-1906, Tainan (WILEMAN)	In Coll. WILEMAN (London).
1 ♂, ?-III-1909, Tainan (SAUTER)	In Zool. Mus. (Berlin).
1 ♂, 9-IV-1907, Daimokko (MATSUMURA)	In Ent. Mus. (Sapporo).

Loc. Distr.: Tainan; Daimokko.

Gen. Distr.: S. Africa; Ceylon; Java; India; Formosa.

82. *Ilithya stibiella* SNELL.

Myelois stibiella SNELLEN, Tijd. v. Ent. xv, p. 104, pl. 8, ff. 7 ♂, 8 ♀ (1872).

Trachonitis punctigera BUTLER, Proc. Zool. Soc. Lond. p. 688 (1880).

Canthelea stibiella RAGONOT, Rom. Mém. vii, p. 235, pl. ix, f. 12 (1893).

Epicrocis anpingialis STRAND, Stett. Ent. Zeit. 79 (ii), p. 272 (1919).

1 specimen, ? Takao (type of <i>punctigera</i> BUTL.)	} In Brit. Mus.
1 " ? " (HOBSON)	
1 " 3-V-1905, " (WILEMAN)	
1 specimen, 25-VI-1906, Tainan (WILEMAN)	} In Coll. WILEMAN (London).
1 " 18-X-1905, " (")	
1 " 4-XI-1904, Garambi (")	
1 specimen, Anping, (SAUTER)}	} In Zool. Mus. (Berlin).
1 " Kanshirei (")}	
1 ♂, V-1918, Kosempo (SONAN)}	} In Ent. Mus. (Sapporo).
1 ♂, V-1918, " (")}	
1 ♀, V-1911, Anping (type of <i>anpingialis</i> STRAND)	In Deut. Ent. Inst. (Berlin).

Loc. Distr.: Kosempo; Takao; Garambi; Tainan; Kanshirei; Anping.

Gen. Distr.: Sambawa; Sumatra; Celebes; Madagascar; E. Africa; Bathurst; Amboina; Gold Coast; Formosa.

83. *Ilithyia oegnusalis* Wlk.

Pyralis ? oegnusalis WALKER, Cat. Lep. Het. B. M. xix, p. 905 (1859).

Homoeosoma gratella WALKER, Cat. Lep. Het. B. M. xxvii, p. 26 (1863).

Canthelea gratella WALKER, l. c. xxxv, p. 1727 (1866).

Homoeosoma derasella SWINHOE, Proc. Zool. Soc. Lond. p. 877, pl. lvii, f. 19 (1885).

Canthelia aegnusalis MOORE, Lep. Ceyl. iii, p. 362 (1886).

Epicrocis aegnusalis HAMPSON, Faun. Brit. Ind. Moths, iv, p. 85 (1896).

Canthelea aegnusalis Wlk. var. *roseocinctella* STRAND (nec RAG.), Stett. Ent. Zeit. 79 (ii), p. 273 (1919).

1 specimen, V-1911, Anping (SAUTER)	In Deut. Ent. Inst. (Berlin).
1 ♂, 25-IV-25-V-1918, Kosempo (SONAN)	In Ent. Mus. (Sapporo).

Loc. Distr.: Kosempo; Anping.

Gen. Distr.: India; Ceylon; Burma; Sumatra; Australia; Madagascar; China; Formosa.

84. *Ilithyia lateritialis* Wlk.

Eurhodope lateritialis WALKER, Cat. Lep. Het. B. M. xxvii, p. 74 (1863).

Nephoptyx concolorella WALKER, l. c. xxxv, p. 1721 (1866).

Nephoptyx laxalis SWINHOE, Proc. Zool. Soc. Lond. p. 877 (1885).

Canthelia lateritialis MOORE, Lep. Ceyl. iii, p. 362 (1886).

Epicrocis lateritialis HAMPSON, Faun. Brit. Ind. Moths, iv, p. 86 (1896).

Epicrocis koshunalis STRAND, Stett. Ent. Zeit. 79 (ii), p. 273 (1919).

- 1 ♀, 24-V-1906, Kanshirei (WILEMAN)
 1 ♂, 19-VI-1906, Takao { " } } In Brit. Mus.
 1 ♀, 16-V-1906, Tainan { " } }
 1 ♀, V-1912, Kosempo (type of *koshunalis* STRAND) In Deut. Ent. Inst. (Berlin).
 1 ♂, ?-X-1909, Arikan (SAUTER)
 2 ♂♂, V-1918, Kosempo (SONAN) } In Ent. Mus. (Sapporo).

Loc. Distr.: Kosempo; Tainan; Takao; Kanshirei; Arikan.

Gen. Distr.: India; Ceylon; Burma; Singapore; Philippines; Formosa.

85. *Ilithyia taiwanalis* sp. nov. (Pl. V, f. 28)

♂. Palpi, head and antenna pale fuscous. Thorax also pale fuscous. Fore wing lurid, slightly tinged with brown; a very short blackish stripe at vein 1^b before the middle; a dark sanguineous mark at the discocellulars; cilia concolorous, white at tip. Hind wing subhyaline, pale brownish, becoming much paler towards the basal and inner areas; veins slightly darker; cilia white, traversed by a darker line near the base. Abdomen lurid. Under surface of the fore wing lurid, slightly tinged with pale fuscous on the terminal half; a black longitudinal line below the costa near the base. Hind wing as that of the upper. Legs lurid. (See Pl. I, f. 26; Pl. III, f. 12). Expanse of wings 19 mm.

One male specimen, March, 1909, Tainan (SAUTER). In Coll. Ent. Mus. (Sapporo).

Genus *Aurana* Wlk.

(Type *actiosella* Wlk.)

Aurana WALKER, Cat. Lep. Het. B. M. xxvii, p. 122 (1863); HAMPSON (part), Faun. Brit. Ind. Moths, iv, p. 98 (1896).

86. *Aurana actiosella* Wlk.

Aurana actiosella WALKER, Cat. Lep. Het. B. M. xxvii, p. 122 (1863).

Nephoptyx lentalis SWINHOE, Trans. Ent. Soc. Lond. p. 877, pl. lvii, f. 18 (1885).

Myelois actiosella MEYRICK, Trans. Ent. Soc. Lond. p. 255 (1887).

Rhodophaea actiosella MEYRICK, Rom. Mém. xii, p. 68, pl. vi, f. 8 (1893).

1 ♀, 17-X-1905, Takao (WILEMAN) In Coll. WILEMAN (London).

Loc. Distr.: Takao.

Gen. Distr.: W. Afrika; India; Ceylon; Formosa.

Genus *Volobilis* Wlk.(Type *biplaga* Wlk.)

Volobilis WALKER, Cat. Lep. Het. B. M. xxvii, p. 111 (1863); HAMPSON (part), Faun. Brit. Ind. Moths, iv, p. 90 (1896); *id.*, Rom. Mém. viii, p. 545 (1901).

Synopsis of Species

- a. Fore wing yellowish green *V. chloropterella* HMPSON.
 b. Fore wing not yellowish green.
 a¹. Fore wing with a whitish stripe
 in the cell *V. ochridorsalis* WLMN. et SOUTH
 b¹. Fore wing without a whitish stripe
 in the cell; middle area fuscous
 except the dorsal half *V. biplaga formosana* SHIB.
 (subsp. nov.)

87. *Volobilis chloropterella* HMPSON.

Phycita chloropterella HAMPSON, Faun. Brit. Ind. Moths, iv, p. 92 (1896).

Volobilis chloropterella HAMPSON, Rom. Mém. viii, p. 546, pl. lvii, f. 10 (1901).

Crambus ? *decapitatus* STRAND, Stett. Ent. Zeit. 79 (ii), p. 250 (1919).

1 ♂, 19-VI -1906, Kanshirei (WILEMAN)}
 1 ♂, 20-VIII-1905, " (")}

In Brit. Mus.

1 ♀, 16-VIII-1905, Kanshirei (WILEMAN)}
 1 ♂, 12-VI -1906, " (")}

In Coll. WILEMAN (London).

1 ♀, ?-V-1909, Kanshirei (SAUTER)

In Zool. Mus. (Berlin).

1 ♂, ?-X-1911, Kosempo (type of *decapitatus* STRAND)

In Deut. Ent. Inst. (Berlin).

Loc. Distr.: Kanshirei; Kosempo.

Gen. Distr.: Ceylon; Burma; Borneo; Formosa.

88. *Volobilis biplaga taiwanella* subsp. nov.

(Pl. V, f. 29)

♂. Palpi greyish, slightly tinged with ochraceous, the 3rd joint brown. Head and antenna brownish. Thorax fuscous brown. Fore wing brownish; an outwardly oblique whitish antemedial line runs from costa before the

middle to vein 2, and conjoined with postmedial line; a pale postmedial line inwardly oblique and highly excurved between veins 6 and 2, sinuated at the excurved portion; area between the ante- and postmedial lines fuscous; a terminal series of black specks; cilia brown. Hind wing pale brown, terminal area darker; cilia pale fuscous, whitish at the outer half; cilia of both wings traversed by a paler line at base. Abdomen and legs greyish, slightly tinged with ochraceous, the latter being suffused with brownish towards the extremities.

Expanse of wings 19 mm. (See Pl. I, f. 8; Pl. II, f. 8).

A single male, May, 1909, Kanshirei (H. SAUTER). In Coll. Ent. Mus. (Sapporo).

89. *Volobilis ochridorsalis* WLMN. et SOUTH

Nephopteryx ochridorsalis WILEMAN et SOUTH, Entom. LII, p. 267 (1919).

♂, 9-V-1909, Rantaizan (type) } In Coll. WILEMAN (London).
 ♀, 8-V-1909, " (")

Loc. Distr.: Rantaizan.

Gen. Distr.: Formosa.

Genus *Phycita* CURT.

(Type *spissicella* FABR.)

Phycita CURTIS, Brit. Ent. v, p. 233 (1828); RAGONOT, Ent. Mon. Mag. xxii, p. 20 (1885); *id.*, Rom. Mém. vii, p. 171 (1893); MEYRICK, Brit. Lep. p. 370 (1895); HAMPSON, Faun. Brit. Ind. Moths, iv, p. 90 (1896).

Synopsis of Species

- a. Fore wing with an antemedial line evenly excurved between the costa and dorsum; a small fuscous dot on the dorsum at the inner side of the antemedial line *P. formosella* WLMN. et SOUTH
- b. Fore wing with an antemedial line very highly excurved below the costa; a large fuscous patch below the median nervure before the ante-

medial line; postmedial line very
strongly incurved below costa and
above dorsum *P. taiwanella* WLMN. et SOUTH

90. *Phycita formosella* WLMN. et SOUTH

Cryptoblabes formosella WILEMAN et SOUTH, Entom. LI, p. 219, ♀ (1918)

1 ♀, 1-VIII-1906, Takao (type) }
1 ♂, 31-VIII-1904, " (cotype) } In Coll. WILEMAN (London).
1 ♂, 27-VIII-1904, " (") }

Loc. Distr.: Takao.

Gen. Distr.: Formosa.

The male specimen described as *C. formosella* by WILEMAN & SOUTH is apparently identical with *Ephestia cautella* Wlk.; therefore the specific name should be adopted for the female type specimen only.

91. *Phycita taiwanella* WLMN. et SOUTH

Phycita taiwanella WILEMAN et SOUTH, Entom. LII, p. 268 (1919).

1 ♂, 2-VIII-1904, Takao (type) In Coll. WILEMAN (London).

Loc. Distr.: Takao.

Gen. Distr.: Formosa.

Genus *Hypsipyla* RAG.

(Type *robusta* MOOR.)

Hypsipyla RAGONOT, Nouv. Gen. p. 10 (1888); *id.*, Rom. Mém. vii, p. 137 (1893); HAMPSON, Faun. Brit. Ind. Moths, iv, p. 89 (1896).

92. *Hypsipyla formosana* SHIR.

Hypsipyla formosana SHIRAKI, Bul. Agr. Expt. Sat. Gov.-Gen. Formosa, v, p. 148, pl. 11, ff. 5-9 (1912).

Loc. Distr.: Daito.

Gen. Distr.: Formosa.

Genus *Eurhodope* HBN.

(Type *rosella* SCOP.)

Eurhodope HUEBNER, Verz. Schmett. p. 371 (1826); RAGONOT, Rom. Mém.

vii, p. 62 (1893); HAMPSON (part), Faun. Brit. Ind. Moths, iv, p. 98 (1896).

Mineola HULST, Tr. Am. Ent. Soc. xvii, p. 126 (1890) [type *indigenella* ZELL.].

Synopsis of Species

- a. Fore wing with the basal area brick red *E. bellulella* RAG.
- b. Fore wing with the basal area grey
or fuscous grey.
 - a¹. Fore wing with the antemedial line
undulated *E. karenkolla* SHIB.
(sp. nov.)
 - b¹. Fore wing with the antemedial line
not undulated.
 - a². Fore wing with the basal area grey,
suffused with fuscous at the base;
antemedial line terminating at about
the middle of dorsum *E. ohkunii* SHIB.
(sp. nov.)
 - b². Fore wing with the basal area
grey, not suffused with fuscous;
antemedial line terminating just
before the middle of dorsum *E. basella* SHIB.
(sp. nov.)

93. *Eurhodope bellulella* RAG.

Eurhodope bellulella RAGONOT, Rom. Mém. vii, p. 71 (1893); *id.*, *l. c.* viii, pl. xliii, f. 2 (1901).

♂, 23-IX-1925, Baibara {KIKUCHI} } In Ent. Mus. (Sapporo).
♂, 27-X-1925, " (") }

Loc. Distr.: Baibara.

Gen. Distr.: Japan; Formosa.

94. *Eurhodope karenkolla* sp. nov. (Pl. V, f. 13)

♂. Palpi and head fuscous, scattered with white scales. Antenna fuscous brown. Thorax whitish, scattered with fuscous scales. Fore wing

fuscous, scattered with white scales; an excurved white antemedial line, angled inwardly above dorsum, edged with a fuscous band on its outer side; a fuscous discocellular lunule; area beyond the antemedial line and the discocellulars more whitish on the costal half; a slightly sinuated white postmedial line excurved between veins 6 and 2; cilia whitish, slightly suffused with pale fuscous.

Hind wing pale fuscous brown; cilia paler. Pectus whitish. Legs whitish, slightly suffused with fuscous; tarsi fuscous except the extremity of each joint. (See Pl. I, f. 17; Pl. III, f. 3).

Expanse of wings 22 mm.

One male specimen was obtained at Arisan in October, 1918, by Mr. J. SONAN. In Coll. Ent. Mus. (Sapporo).

95. *Eurhodope ohkuni* sp. nov. (Pl. V, f. 22)

♂. Palpi, head and thorax fuscous, mixed with whitish scales. Antenna brown. Fore wing fuscous, the inner area of antemedial line white, very coarsely scattered with fuscous scales; antemedial line white, oblique outwardly, slightly incurved between subcostal and median nervures; a small black spot at each angle of cell; costal half of the middle area whitish, leaving a triangular fuscous space at costa beyond the antemedial line, coarsely scattered with fuscous scales; dorsal half of the middle area much paler; a white postmedial line defined by fuscous at each side on the costal half, bent outwardly between vein 6 and above dorsum; termen with a series of black dots; cilia pale fuscous, whitish at tip.

Hind wing pale fuscous brown, darker at termen; cilia like that of the fore wing. Under surface of both wings pale fuscous brown, lacking markings. Legs white, coarsely scattered with fuscous scales; tarsi fuscous, at the extremity of each joint white.

Expanse of wings 19 mm. (See Pl. I, f. 6; Pl. II, f. 6).

One male, July, 1919, Karenko (T. OHKUNI). In Coll. Ent. Mus. (Sapporo).

96. *Eurhodope basella* sp. nov. (Pl. V, f. 5)

♂. Palpi fuscous, grey at the base. Head grey, dark brown at the sides. Fore wing fuscous, tinged with brown, at the basal area grey; a trace of blackish discocellular lunule; a triangular grey space on the costal area beyond cell; a greyish postmedial line slightly excurved and sinuated

between veins 5 and 2; terminal area scattered with grey scales; termen fuscous; cilia pale fuscous grey, much paler at the base.

Hind wing pale fuscous brown, becoming much paler towards the inner and basal areas; cilia whitish.

Legs brownish grey; tarsi fuscous, annulated with grey at the extremity of each joint. Pectus and abdomen grey. (See Pl. I, f. 12; Pl. II, f. 12).

Expanse of wings 17 mm.

A single male specimen was taken in July, 1919, by Mr. T. OHKUNI at Karenko. In Coll. Ent. Mus. (Sapporo).

Genus *Candiope* RAG.

(Type *joannisella* RAG.)

Candiope RAGONOT, Nouv. Gen. p. 14 (1888); *id.*, Rom. Mém. vii, p. 223 (1893); HAMPSON (part), Faun. Brit. Ind. Moths, iv, p. 85 (1896).

97. *Candiope syntaractis* TURN.

Nephopteryx syntaractis TURNER, Proc. Roy. Soc. Queensl. xviii, p. 149 (1904).

Nephopteryx (Oligochroa) obenbergeri STRAND, Stett. Ent. Zeit. 79 (ii), p. 270 (1919).

1 ♀, 8-VIII-1904, Takao (WILEMAN) In Coll. WILEMAN (London).

1 ♂, 24-V-1911, Anping (type of *obenbergeri* STRAND) } In Deut. Ent. Inst. (Berlin).
1 ♂, 24-V-1911, Anping (SAUTER)

Loc. Distr.: Takao; Anping.

Gen. Distr.: Rosel Is.; Queensland; Brisbane; Coolangatta; Philippines; Formosa.

Genus *Etiella* ZELL.

(Type *zinckenella* TREIT.)

Etiella ZELLER, Isis, pp. 733, 755 (1846); MEYRICK, Trans. Ent. Soc. Lond. p. 455 (1885); HULST, Tr. Am. Ent. Soc. xvii, p. 169 (1890); RAGONOT, Rom. Mém. vii, p. 569 (1893); HAMPSON, Faun. Brit. Ind. Moths, iv, p. 108 (1896).

Rhamphodes GUENÉE, Microlep. Ind. Meth. p. 81 (1845) [type *zinckenella* TREIT.] non descr.

Mella WALKER, Cat. Lep. Het. B. M. xix, p. 1017 (1859) [type *zinckenella* TREIT.].

- Modiana* WALKER, *l. c.* xxvii, p. 82 (1863) [type *zinckenella* TREIT.].
Alata WALKER, *l. c.* p. 108 (1863) [type *zinckenella* TREIT.].
Arucha WALKER, *l. c.* p. 201 (1863) [type *zinckenella* TREIT.].
Ceratamma BUTLER, Proc. Zool. Soc. Lond. p. 689 (1880) [type *hobsoni* BUTL.].

Synopsis of Species

- a. Fore wing with the costal area white *E. zinckenella* TREIT.
 b. Fore wing with the costal area not white.
 a¹. Fore wing with an antemedial band *E. hobsoni* BUTL.
 b¹. Fore wing lacking an antemedial band *E. furella* STRAND

98. *Etiella zinckenella* TREIT. (Pl. IV, f. 22)

- Phycis zinckenella* TREITSCHKE, Schmett. Eur. ix (1), p. 201 (1832).
Phycis etiella TREITSCHKE, *l. c.* x (3), p. 174 (1835).
Pempelia zinckenella ZELLER, Isis, p. 179 (1839).
Chilo majorellus COSTA, Faun. Nap. p. 5, pl. 8, f. 1 (1832-40).
Chilo colonnellus COSTA, *l. c.* p. 7, pl. 8, f. 3 (1832-40).
Rhamphodes zinckenella GUENÉE, Microlep. Ind. Meth. p. 81 (1845).
Etiella zinckenella ZELLER, Isis, pp. 733, 755 (1846).
Rhamphodes etiella GUENÉE, *l. c.* p. 81 (1845).
Mella dymmusalis WALKER, Cat. Lep. Het. B. M. xix, p. 1018 (1859).
Rhamphodes heraldella GUENÉE, Lep. Reun. p. 72 (1862).
Modiana scitivittalis WALKER, *l. c.* xxvii, p. 83 (1863).
Alata anticalis WALKER, *l. c.* p. 108 (1863).
Arucha indicatalis WALKER, *l. c.* p. 202 (1863).
Pempelia spartiella RONDADNI, Bul. Soc. Ent. Ital. p. 19, pl. 1, ff. 1-5 (1876).
Crambus sabulinus BUTLER, Ann. Mag. Nat. Hist. (5) iv, p. 455 (1879).
Etiella madagascariensis SAALMÜLLER, Ber. Senck. Ges. p. 307 (1880).
Mella zinckenella BUTLER, Proc. Zool. Soc. Lond. p. 623 (1881).

1 specimen,	?	Takao (HOBSON)	} In Brit. Mus.
1	12-IV-1909,	Kanshirei (WILEMAN)	
1	17-X-1905,	Takao (")	
1	13-II-1907,	Ban-kin-tsing (")	
1 specimen,	14-VIII-1904,	Tainan (WILEMAN)	} In Coll. WILEMAN (London).
1	12-VIII-1904,	Takao (")	
1	19-XI-1905,	" (")	
1 specimen,	?	Tainan (SAUTER)	} In Zool. Mus. (Berlin).
1	?	Anping (")	
1	?	Taihorin (")	

♂, 10-VII-1925, Ibaho (UCHIDA) In Ent. Mus. (Sapporo).

Loc. Distr.: Takao; Anping; Tainan; Kanshirei; Ibaho; Ban-kin-tsing.

Gen. Distr.: India; Afrika; Java; Australia; Transvaal; New Zealand; Nigeria; Borneo; Madagascar; U. S. A.; China; Japan; Formosa.

99. *Etiella hobsoni* BUTL.

Ceratamma hobsoni BUTLER, Proc. Zool. Soc. Lond. p. 689 (1880).

Etiella hobsoni RAGONOT, Rom. Mém. vii, p. 578 (1893); *id.*, l. c. viii, pl. xli, f. 24 (1901).

1 specimen, ? Takao (type) }
 1 " ? Takao (WILEMAN) } In Brit. Mus.
 7 specimens, ? Tainan (") }

1 specimen, 4-XI-1904, Garambi (WILEMAN) }
 1 " 11-V-1906, Tainan (") } In Coll. WILEMAN (London).
 1 " 11-V-1906, " (") }

Loc. Distr.: Takao; Tainan; Garambi.

Gen. Distr.: Formosa.

100. *Etiella furella* STRAND

Etiella furella STRAND, Stett. Ent. Zeit. 79 (ii), p. 275 (1919).

♂, 2-V-1911, Arikan (type) In Deut. Ent. Inst. (Berlin).

Loc. Distr.: Arikan.

Gen. Distr.: Formosa.

Genus *Calguia* WLK.

(Type *defiguratis* WLK.)

Calguia WALKER, Cat. Lep. Het. B. M. xxvii, p. 83 (1863); HAMPSON (part), Faun. Brit. Ind. Moths, iv, p. 90 (1896); *id.*, Rom. Mém. viii, p. 554 (1901).

Cabragus MOORE, Lep. Ceyl. iii, p. 370 (1886) [type *defiguratis* WLK.].

Sigmarthria RAGONOT, Nouv. Gen. p. 23 (1888) [type *defiguratis* WLK.].

101. *Calguia aspiciella* RAG.

Sigmarthria aspiciella RAGONOT, Bul. Soc. Ent. Fr. p. ccxx (1889).

Cabragus aspiciellus RAGONOT, Rom. Mém. vii, p. 443, pl. xvii, f. 16 (1893).

- 1 ♀, 14-VIII-1904, Takao (WILEMAN) } In Coll. WILEMAN (London).
 1 ♀, 7-VIII-1904, " (") }
 1 ♂, 10-VII-1906, Ako (MATSUMURA) In Ent. Mus. (Sapporo).

Loc. Distr.: Takao; Ako.

Gen. Distr.: India; Ceylon; Borneo; Formosa.

Genus *Numonia* Rag.

(Type *cymindella* RAG.)

Numonia RAGONOT, Rom. Mém. vii, p. 4 (1893).

102. *Numonia epicrociella* STRAND

Phycita ? *epicrociella* STRAND, Stett. Ent. Zeit. 79 (ii), p. 273 (1919).

1 ♂, ?-XI-1901, Arikan (type) In Deut. Ent. Inst. (Berlin).

Loc. Distr.: Arikan.

Gen. Distr.: Formosa.

EPIPASCHIINÆ

Synopsis of Genera

- A. Hind wing with vein 7 anastomosing with 8.
- a. Hind wing with veins 4, 5 stalked ANARTULA
 - b. Hind wing with veins 4, 5 approximated
for about a half of the length LEPIDOGMA
 - c. Hind wing with veins 4, 5 radiating from
the angle of cell TAIWANASTRAPOMETIS
- B. Hind wing with vein 8 free.
- a. Both wings with veins 4, 5 approximated
for about one-third of the length MACALLA
 - b. Both wings with veins 4, 5 radiating from
the angle of cell.
 - a¹. Palpi with the second joint reaching
well above the vertex of head STERICTA
 - b¹. Palpi with the second joint hardly reach-
ing the vertex of head.
 - a². Fore wing with an antemedial ridge of
hair; antennae of the male pectinated COENODOMUS

- b². Fore wing lacking an antemedial ridge
of hair; antennae of the male non-pectinated.
a³. Tibiae somewhat smoothly scaled ORTHAGA
b³. Tibiae fringed with long hair LOCASTRA

Genus *Anartula* STGR.

(Type *melanophia* STGR.)

Anartula STAUDINGER, Iris, vi, p. 78 (1893); HAMPSON,* Trans. Ent. Soc. Lond. p. 454 (1896); MARUMO,* Jour. Coll. Agr. Tokyo Imp. Univ. vi (4), p. 266 (1920).

Parorthaga HAMPSON, Faun. Brit. Ind. Moths, iv, p. 110 (1896) [type *melanophia* STGR.].

103. *Anartula confusa* WLMN. et SOUTH

Orthaga confusa WILEMAN et SOUTH, Entom. L, p. 128 (1917).

♂, 21-VII-1908, Kanshirei (type) In Coll. WILEMAN (London).

Loc. Distr.: Kanshirei.

Gen. Distr.: Formosa.

Genus *Lepidogma* MEYR.

(Type *tamaricalis* MANN.)

Lepidogma MEYRICK, Trans. Ent. Soc. Lond. p. 472 (1890); HAMPSON, Faun. Brit. Ind. Moths, iv, p. 111 (1896); *id.*, Trans. Ent. Soc. Lond. p. 459 (1896).

Asopina CHRISTOPH, Stett. Ent. Zeit. p. 36 (1893) [type *tamaricalis* MANN.].

Synopsis of Species

- a. Fore wing with the basal area dark brown.
a¹. Fore wing with a postmedial line highly
excurred between above vein 5 and be-
low vein 1^b *L. melanobasis* HMPNS.
b¹. Fore wing with a postmedial line nearly
erect *L. tripartita* WLMN. et
SOUTH

* Wrongly spelt "*Arnatula*".

- b. Fore wing with the basal area pale reddish or brown *L. ? melanolopha* HMPSN.

104. *Lepidogma tripartita* WLMN. et SOUTH

Stericta tripartita WILEMAN et SOUTH, Entom. L, p. 128 (1917).

- 1 ♂, 3-III-1908, Kanshirei (type) }
 1 ♀, 15-VII-1908, ,, (WILEMAN) } In Coll. WILEMAN (London).
 1 ♂, 8-IV-1909, Kanshirei (WILEMAN) In Brit. Mus.

Loc. Distr.: Kanshirei.

Gen. Distr.: Formosa.

105. *Lepidogma melanobasis* HMPSN. (Pl. V, f. 6)

Lepidogma melanobasis HAMPSON, Ann. Mag. Nat. Hist. (7) xvii, p. 129 (1906).

Orthaga basalis SOUTH, Trans. Ent. Soc. Lond. p. 417 (1901) praeocc.*

Lepidogma japonica MARUMO, Jour. Coll. Agr. Tokyo Imp. Univ. vi (4), p. 266, pl. 21, f. 13 (1920).

- 3 ♂♂, 15-IX-1925, Baibara (KIKUCHI) In Ent. Mus. (Sapporo).

Loc. Distr.: Baibara.

Gen. Distr.: Corea; Japan; Formosa.

106. *Lepidogma ? melanolopha* HMPSN.

Lepidogma melanolopha HAMPSON, Jour. Bomb. Nat. Hist. Soc. xxi, p. 1258 (1912).

Stericta dubia WILEMAN et SOUTH, Entom. L, p. 128 (1917).

- 1 ♀, 27-VIII-1907, Kanshirei (type of *dubia* WLMN. et SOUTH)
 In Coll. WILEMAN (London).

Loc. Distr.: Kanshirei.

Gen. Distr.: Ceylon; Formosa.

Genus *Taiwanastrapometis* gen. nov.

Labial palpi slender, upturned, reaching well above the vertex of head; the 3rd joint well developed, slenderer and acute; maxillary palpi filiform; frons rounded; antenna ciliated, the basal joint dilated with scales. Fore

*The name *Orthaga basalis* was previously used by MOORE in 1888.

wing with a small glandular swelling on the costa beyond the middle; vein 2 from just before the angle of cell; 3 from angle, closely approximated to 4 and 5; 4 stalked with 5; 6 from below the upper angle of cell; 7, 8, 9 stalked; 10, 11 from cell. Hind wing with veins 2, 3 from well before the angle of cell; 4, 5 from the lower angle of cell; 6 from the upper angle, 7 anastomosing with 8. (See Pl. I, f. 7; Pl. II, f. 7).

Genotype—*T. kikuchii* SHIB. sp. nov.

Differs from the genus *Astrapometis* MEYR. in the following characteristics:

1. Fore wing with a small glandular swelling on the costa beyond the middle.
2. Fore wing with veins 4, 5 stalked; 3 very closely approximated to 4 and 5 towards the origin.

107. *Taiwanastrapometis kikuchii* sp. nov. (Pl. V, f. 8)

♂. Palpi fuscous, partly greyish. Head fuscous. Antenna pale brown, at the basal joint fuscous. Thorax pale olive grey. Fore wing pale chestnut, at the basal half pale olive grey; two fuscous costal patches near the base; a dark fuscous tuft of raised scales below the median nervure; a trace of dark fuscous antemedial line, indistinct on the costal half, highly angled inwardly on the dorsal area; a broad black fascia from costa to the discocellulars; a highly sinuated blackish postmedial line, highly angled inwardly below vein 2, followed by a pale olive grey line on its out side; a terminal series of fuscous spots; cilia tawny, whitish at tips, a series of pale fuscous spots on it near the base. Hind wing pale fuscous; cilia like those of the fore wing, a series of pale fuscous spots becoming obscure towards the tornus. Abdomen greyish, mixed with fuscous scales. Legs greyish, scattered and annulated with fuscous scales, tarsi fuscous, at the extremity of each joint greyish.

Expanse of wings 24 mm.

A single male specimen (type) was obtained at Kantosan, near Baibara on the 13th of June, 1926, by Mr. K. KIKUCHI. Another male, June 14, 1926, Baibara (KIKUCHI). Type in Ent. Mus. (Sapporo).

Genus *Macalla* Wlk.

(Type *thyrsisalis* Wlk.)

Macalla WALKER, Cat. Lep. Het. B. M. xvi, p. 155 (1858); HAMPSON,

- Faun. Brit. Ind. Moths, iv, p. 112 (1896); *id.*, Trans. Ent. Soc. Lond. p. 463 (1896).
- Lamida* WALKER, *l. c.* p. 252 (1858) [type *moncusalis* WLK.].
- Epipaschia* CLEMENS, Proc. Nat. Sci. Phila. p. 14 (1860) [type *superatalis* CLEM.]; GROTE, Proc. Bost. Soc. Nat. Hist. xix, p. 262 (1878); *id.*, Bul. U. S. Geol. Surv. Terr. iv, p. 685 (1878); *id.*, N. Amer. Ent. I, p. 9 (1879); MEYRICK, Trans. Ent. Soc. Lond. p. 187 (1887); HULST, Ent. Amer. v (3), p. 50 (1889).
- Allata* WALKER, Cat. Lep. Het. B. M. xxvii, p. 110 (1863) [type *moncusalis* WLK.].
- Exacosmia* WALKER, *l. c.* xxxii, p. 609 (1865) [type *recurvalis* WLK.].
- Calinipaxa* WALKER, *l. c.* xxxiv, p. 1218 (1865) [type *validalis* WLK.].
- Aradrapha* WALKER, *l. c.* p. 1257 (1865) [type *thyrsisalis* WLK.].
- Mochlocera* GROTE, Canad. Ent. viii, p. 157 (1876) [type *zelleri* GROTE]; *id.*, Bul. U. S. Geol. Surv. Terr. iv, p. 686 (1878); *id.*, N. Amer. Ent. I, p. 9 (1879); MEYRICK, Trans. Ent. Soc. Lond. p. 187 (1887).
- Teliphasa* MOORE, Lep. Atk. p. 200 (1888) [type *orbiculifer* MOOR.].
- Parasarama* WARREN, Ann. Mag. Nat. Hist. (6) vi, p. 474 (1890) [type *cuproviridalis* MOOR.].
- Pseudolocastra* SNELLEN, Trans. Ent. Soc. Lond. p. 566 (1890) [type *inimica* BUTL.]; WARREN, *l. c.* p. 429 (1891).
- Orthotrichophora* WARREN, *l. c.* (6) vii, p. 429 (1891) [type *syrchtusalis* WLK.].

Synopsis of Species

- A. Fore wing with the middle area white.
- a. Fore wing without a large quadrate black costal patch *M. albifusa* HMPSN.
- b. Fore wing with a large quadrate black patch at the middle of costa *M. margarita* BUTL.
- B. Fore wing with the middle area white, suffused with brownish.
- a. Fore wing with a large quadrate dark brownish patch at the middle of costa *M. albifurcalis* HMPSN.
- b. Fore wing without a quadrate dark brownish costal patch.
- a¹. Fore wing with a postmedial line slightly

- oblique inwardly from below the angle of
cell to dorsum *M. obliquilineata* SHIB.
(sp. nov.)
- b¹. Fore wing with a postmedial line ex-
curved on the dorsal area *M. nubilosa* MOOR.
- C. Fore wing with the middle area cineraceous *M. validalis* WLK.
- D. Fore wing with the middle area dark brown,
suffused with greenish on the costal area *M. baibarana* SHIB.
(sp. nov.)

108. *Macalla albifusa* HMPSON. (Pl. V, f. 14)

Macalla albifusa HAMPSON, Faun. Brit. Ind. Moths, iv, p. 113 (1896).

Macalla margarita BUTL. var. *shisana* STRAND, Entom. Mitteil. viii (1/3),
p. 51 (1919).

1 ♀, 19-IV-1908, Kanshirei (WILEMAN)	In Coll. WILEMAN (London).
1 ♂, 10-VII-1908, Kanshirei (WILEMAN)}	In Brit. Mus.
1 ♂, 9-III-1908, " (")}	
1 ♂, V-VI-1912, Shisa (type of <i>shisana</i> STRAND)	In Deut. Ent. Inst. (Berlin).
1 ♂, 2-VIII-1921, Horisha (?)}	In Ent. Mus. (Sapporo).
1 ♂, 10-IX -1917, Horisha (ASAKURA)}	
2 ♀ ♀, 20-VII -1925, Baibara (UCHIDA)}	
1 ♀, 7-V -1926, " (KIKUCHI)}	
2 ♂ ♂, 7-V -1926, " (")}	
1 ♀, 21-VIII-1925, " (")}	
1 ♀, 4-IV -1924, " (?)}	

Loc. Distr.: Kanshirei; Horisha; Shisa; Baibara.

Gen. Distr.: India; Formosa.

109. *Macalla margarita* BUTL.

Locastra margarita BUTLER, Ill. Typ. Sp. Het. B. M. iii, p. 66, pl. 57, f.
4 (1879).

Locastra lativitta MOORE, Lep. Atk. p. 199, pl. 7, f. 1 (1888).

Stericta lativitta SNELLEN, Trans. Ent. Soc. Lond. p. 563 (1890).

Macalla margarita HAMPSON, Faun. Brit. Ind. Moths, iv, p. 116 (1896).

1 ♂, 3-VIII-1908, Kanshirei (WILEMAN)}	In Coll. WILEMAN (London).
1 ♀, 22-V -1908, " (")}	
1 ♂, 23-VII-1925, Musha (UCHIDA)}	In Ent. Mus. (Sapporo).
1 ♂, 20-VII-1925, Baibara(")}	

Loc. Distr.: Kanshirei; Baibara; Musha.

Gen. Distr.: India; Ceylon; Bornco; Japan; Formosa.

110. *Macalla nubilosa* MOOR. (Pl. V, f. 21)*Teliphasa nubilosa* MOORE, Lep. Atk. p. 201 (1888).*Macalla derogatella* WLK. var. *formosibia* STRAND, Entom. Mitteil. viii (1/3), p. 50 (1919).

1 ♀, 10-V-1909, Rantaizan (WILEMAN) In Coll. WILEMAN (London).

1 ♂, ?-XI-1908, Arikan (SAUTER)}
3 ♀ ♀, 1 ♂, ?-I-1910, Kosempo(")} In Deut. Ent. Inst. (Berlin).1 ♂, 13-IX-1925, Baibara (KIKUCHI)}
1 ♀, 9-VIII-1925, " (")} In Ent. Mus. (Sapporo).**Loc. Distr.:** Kosempo; Arikan; Rantaizan; Baibara.**Gen. Distr.:** Ceylon; Formosa.**111. *Macalla baibarana* sp. nov. (Pl. V, f. 32)**

♂. Palpi black. Head castaneous. Antenna brown. Thorax castaneous. Fore wing olivaceous, paler towards the termen, suffused with castaneous on the dorsal half; a tuft of castaneous raised scales at the middle of the basal area, mixed with blackish scales; a black antemedial line highly excurved between costa and below the median nervure, then slightly excurved on the dorsal area; a sinuous black postmedial line excurved between costa and vein 2, then slightly excurved again on the dorsal area, followed by a paler line on its out side; termen with a series of black spots; cilia castaneous, partly mixed with fuscous scales. Hind wing fuscous; a trace of pale postmedial line evenly excurved between costa and below vein 2; cilia as that of the fore wing. Abdomen with the basal four segments ochraceous, scattered with some black scales; 5th to 8th segments fuscous brown; terminal segment whitish suffused with fuscous on the dorsal half. Legs white, scattered with fuscous scales; tarsi fuscous, at the extremity of each joint whitish. (See Pl. I, f. 9; Pl. II, f. 9).

Expanse of wings 24 mm.

One male, May 9, 1926, Baibara (K. KIKUCHI). In Coll. Ent. Mus. (Sapporo).

112. *Macalla validalis* WLK. (Pl. V, f. 7)*Calimpaxa validalis* WALKER, Cat. Lep. Het. B. M. xxxiv, p. 1218 (1865).*Scopocera minor* MOORE, Lep. Atk. p. 203 (1888).*Macalla validalis* HAMPSON, Faun. Brit. Ind. Moths, iv, p. 115 (1895).

Pyralis ? costimacula WILEMAN et SOUTH, Entom. L, p. 175 (1917).

1 ♀, 14-V-1909, Rantaizan (type of *costimacula* WLMN. et SOUTH)

In Coll. WILEMAN (London).

1 ♂, VII-VIII-1919, Karenko (OHKUNI) In Ent. Mus. (Sapporo).

Loc. Distr.: Rantaizan; Karenko.

Gen. Distr.: India; Ceylon; Borneo; Formosa.

113. *Macalla albifurcalis* HMPSN. (Pl. V, f. 30)

Macalla albifurcalis HAMPSON, Ann. Mag. Nat. Hist. (8) xviii, p. 144 (1916).

1 ♂, 23-IV-1909, Kanshirei (WILEMAN) In Brit. Mus.

Loc. Distr.: Kanshirei.

Gen. Distr.: India; Penang; Formosa.

114. *Macalla obliquilineata* sp. nov. (Pl. V, f. 15)

Palpi fuscous mixed with greyish scales. Head concolorous, slightly tinged with ochraceous tawny. Antenna fuscous. Thorax fuscous mixed with greyish scales. Fore wing with the basal area fuscous, defined by a blackish antemedial line which is very slightly excurved between costa and median nervure, then very slightly oblique outwardly; a small black spot in cell; a short black line at the discocellulars; a broad blackish postmedial line highly excurved between the upper part of veins 5 and 2, then very strongly oblique inwardly and terminating at about the middle of dorsum; middle area whitish, coarsely scattered with fuscous and rufous scales; area beyond the postmedial line fuscous, mixed with some reddish scales on the dorsal area; termen with a series of black spots; cilia pale fuscous, traversed by a paler line at the base. Hind wing pale fuscous, at the basal half of the costal area whitish; a small black spot in cell; a trace of dark postmedial line; cilia like those of the fore wing. Abdomen fuscous except the terminal segment; at the base of each segment and the dorsal part of the terminal segment whitish, coarsely mixed with fuscous scales. Pectus and legs whitish, the latter scattered with some fuscous scales; tarsi fuscous, white at the extremity of each joint. (See Pl. I, f. 27; Pl. III, f. 13).

Expanse of wings 35 mm.

A single male specimen, July 15, 1925, Baibara (K. KIKUCHI). In Coll. Ent. Mus. (Sapporo).

Genus *Locastra* Wlk.(Type *crassipennis* Wlk.)

Locastra WALKER, Cat. Lep. Het. B. M. xvi, p. 158 (1858); HAMPSON, Faun. Brit. Ind. Moths, iv, p. 118 (1896); *id.*, Trans. Ent. Soc. Lond. p. 469 (1896).

Taurica WALKER, l. c. xxxiv, p. 1268 (1865) [type *muscosalis* Wlk.].

115. *Locastra muscosalis* Wlk.

Taurica muscosalis WALKER, Cat. Lep. Het. B. M. xxxiv, p. 1269 (1865),

Taurica sikkima MOORE, Lep. Atk. p. 202 (1888).

Stericta sikkima SNELLEN, Trans. Ent. Soc. Lond. p. 563 (1890).

Locastra cristalis HAMPSON, Ill. Typ. Sp. Het. B. M. ix, p. 157, pl. 172, f. 24 (1893).

Locastra muscosalis HAMPSON, Faun. Brit. Ind. Moths, iv, p. 119 (1896).

1 ♂, 26-IV-1905, Tainan (WILEMAN)
1 ♂, 28-IV-1908, Kanshirei (") } In Coll. WILEMAN (London).
1 ♀, 17-V-1907, " (") }

1 ♀, 7-VII-1911, Kosempo (SAUTER) In Deut. Ent. Inst. (Berlin).

2 ♂ ♂, VII-1925, Baibara (UCHIDA)
2 ♂ ♂, 15-VII-1926, " (") } In Ent. Mus. (Sapporo).
1 ♂, ? -1918, Hoppo (") }

Loc. Distr.: Tainan; Kosempo; Kanshirei; Hoppo; Baibara.

Gen. Distr.: India; Ceylon; Burma; China; Japan; Formosa.

Genus *Coenodomus* Wlsm.(Type *hockingii* Wlsm.)

Coenodomus WALSINGHAM, Trans. Linn. Soc. Lond. ser. 2, Zool. 5 (ii), p. 49 (1888); HAMPSON, Faun. Brit. Ind. Moths, iv, p. 116 (1896);

id., Trans. Ent. Soc. Lond. p. 467 (1896).

Alippa AURIVILLUS, Ent. Tids. p. 176 (1894) [type *hockingii* Wlsm.].

116. *Coenodomus dudgeoni* Hmps. (Pl. V, f. 23)

Coenodomus dudgeoni HAMPSON, Faun. Brit. Ind. Moths, iv, p. 118 (1896).

1 ♂, 11-V-1919, Rantaizan (WILEMAN) In Coll. WILEMAN (London).

3 ♂ ♂, 7-V-1926, Baibara (KIKUCHI)
1 ♂, 19-VII-1926, " (") } In Ent. Mus. (Sapporo).

Loc. Distr.: Rantaizan; Baibara.

Gen. Distr.: India; Formosa.

Genus *Stericta* LED.

(Type *divitalis* GN.)

Stericta LEDERER, Wien. Ent. Mon. vii, p. 340 (1863); MEYRICK, Trans. Ent. Soc. Lond. p. 66 (1884); *id.*, *l. c.* p. 187 (1887); HULST, Ent. Amer. v (4), p. 62 (1889); MEYRICK, Trans. Ent. Soc. Lond. p. 474 (1890); HAMPSON, Faun. Brit. Ind. Moths, iv, p. 120 (1896); *id.*, Trans. Ent. Soc. Lond. p. 470 (1896).

Glossina GUENÉE, Delt. et Pyr. p. 124 (1854) [type *divitalis* GN.] *praeocc.**

Deuterollyta LEDERER, *l. c.* p. 358 (1863) [type *conspicualis* LED.]; GROTE, Buff. Bul. ii, p. 77 (1873); MEYRICK, Trans. Ent. Soc. Lond. p. 187 (1887).

Pseudocera WALKER, Cat. Lep. Het. B. M. xxvii, p. 116 (1863) [type *inconcisa* WLK.].

Canipsa WALKER, *l. c.* xxxiv, p. 1217 (1865) [type *suspensalis* WLK.].

Matalia WALKER, *l. c.* xxxv, p. 1727 (1866) [type *concisella* WLK.].

Phialia WALKER, *l. c.* p. 1736 (1866) [type *costigeralis* WLK.].

Cacozelia GROTE, Proc. Bost. Soc. Nat. Hist. xix, p. 263 (1878) [type *basiochreasalis* GROTE.]; *id.*, Bul. U. S. Geol. Surv. Terr. iv, p. 687 (1878); *id.*, N. Amer. Ent. I, p. 10 (1879); MEYRICK, Trans. Ent. Soc. Lond. p. 65 (1884); *id.*, *l. c.* p. 187 (1887); HULST, Ent. Amer. v (4), p. 61 (1889).

Leptosphetta BUTLER, Trans. Ent. Soc. Lond. p. 67 (1878) [type *scopipes* FELD. et ROG.].

Craneophora CHRISTOPH, Bul. Soc. Nat. Mosc. lvi (1), p. 1 (1881) [type *haraldusalis* WLK.].

Pynculia ZELLER, Hor. Soc. Ent. Ross. xvi, p. 186 (1881) [type *scopipes* FELD. et ROG.].

Sarama MOORE, Lep. Atk. p. 203 (1888) [type *atkinsonii* MOOR.].

Winona HULST, Ent. Amer. iv, p. 113 (1888) [type *incrustalis* HULST.].

Belonepholis BUTLER, Ill. Typ. Sp. Het. B. M. vii, p. 89 (1889) [type *haraldusalis* WLK.].

Roeseliodes WARREN, Ann. Mag. Nat. Hist. (6) vii, p. 435 (1891) [type *ochreosticta* WARR.].

Trichotophysa WARREN, *l. c.* (6) xvii, p. 456 (1896) [type *jucundalis* WARR.].

**Glossina* was previously used for a genus of *Diptera* by WIEDEMANN in 1830.

Synopsis of Species

- a. Fore wing with the middle area pale chestnut
and dark yellowish *S. haraldusalis* Wlk.
- b. Fore wing with the middle area dark greenish
or olive *S. olivacea* WARR.

117. *Stericta haraldusalis* Wlk.

Locastra ? *haraldusalis* WALKER, Cat. Lep. Het. B. M. xvi, p. 160 (1850).

Craneophora ficki CHRISTOPH, Bul. Soc. Nat. Mosc. lvi (1), p. 2 (1881).

Scopocera variegata MOORE, Lep. Atk. p. 203, pl. 7, f. 4 (1888).

Belonepholis striata BUTLER, Ill. Typ. Sp. Het. B. M. vii, p. 90, pl. 134,
f. 3 (1889).

Cerasphora variegata SNELLEN, Trans. Ent. Soc. Lond. p. 569 (1890).

Stericta haraldusalis HAMPSON, Faun. Brit. Ind. Moths, iv, p. 121 (1896).

Lista haraldusalis SWINHOE, Cat. Het. Mus. Oxf. II, p. 424 (1900).

1 ♂, 19-VII-1925, Baibara (UCHIDA) } In Ent. Mus. (Sapporo).
1 ♀, 22-VII-1922, " (") }

1 ♀, 28-IV-1908, Kanshirei (WILEMAN) In Coll. WILEMAN (London).

Loc. Distr.: Kanshirei; Baibara.

Gen. Distr.: India; Borneo; Amur; China; Corea; Japan; Formosa.

118. *Stericta olivacea* WARR.

Hyperbalanotis olivacea WARREN, Ann. Mag. Nat. Hist. (6) vii, p. 433
(1891).

Orthaga olivacea HAMPSON, Trans. Ent. Soc. Lond. p. 476 (1896).

Stericta shisalis STRAND, Entom. Mitteil. viii (1/3), p. 53 (1919).

Stericta olivacea MARUMO, Jour. Coll. Agr. Tokyo Imp. Univ. vi (4), p.
270, pl. 21, f. 11 (1920).

1 ♀, V-VI-1911, Shisa (type of *shisalis* STRAND) In Deut. Ent. Inst. (Berlin).

1 ♀, 7-V-1907, Formosa (WILEMAN) } In Brit. Mus.
1 ♀, ? " (") }

1 ♂, 23-IV -1908, Kanshirei (WILEMAN) }
1 ♀, 27-IV -1908, " (") }
1 ♀, 2-VIII-1908, " (") } In Coll. WILEMAN (London).
1 ♀, 1-VIII-1908, " (") }
1 ♂, 24-IX -1908, " (") }

2 ♂ ♂, 26-X-1925, Baibara (KIKUCHI) In Ent. Mus. (Sapporo).

Loc. Distr.: Shisa; Kanshirei; Baibara.

Gen. Distr.: China; Japan; Formosa.

Genus *Orthaga* Wlk.

(Type *euadrusalis* Wlk.)

Orthaga WALKER, Cat. Lep. Het. B. M. xvi, p. 191 (1858); *id.*, *l. c.* xxvii, p. 103 (1863); MOORE, Lep. Ceyl. iii, p. 259 (1885); HAMPSON, Faun. Brit. Ind. Moths, iv, p. 124 (1896); *id.*, Trans. Ent. Soc. Lond. p. 475 (1896).

Edeta WALKER, *l. c.* xvi, p. 198 (1858) [type *icarusalis* Wlk.].

Catamola MEYRICK, Trans. Ent. Soc. Lond. p. 63 (1884) [type *thyridalis* Wlk.]; *id.*, *l. c.* p. 280 (1884).

Balanotis MEYRICK, *l. c.* p. 69 (1884) [type *didymalis* Wlk.]; *id.*, *l. c.* p. 281 (1884).

Pannucha MOORE, Lep. Atk. p. 199 (1888) [type *aenescens* MOOR.]; SNELLEN, Trans. Ent. Soc. Lond. p. 567 (1890).

Proboscidophora WARREN, Ann. Mag. Nat. Hist. (6) vii, p. 429 (1891) [type *tritonalis* Wlk.].

Hyperbalanotis WARREN, *l. c.* p. 433 (1891) [type *achatina* BUTL.].

Synopsis of Species

- a. Fore wing with the basal half greyish *O. euadrusalis* Wlk.
- b. Fore wing with the basal area brownish;
a broad white band beyond the antemedial
line *O. centralis* WLMN. et SOUTH
- c. Fore wing with the middle area greyish yel-
low on the costal half *O. edetalis* STRAND

119. *Orthaga euadrusalis* Wlk.

Orthaga euadrusalis WALKER, Cat. Lep. Het. B. M. xvi, p. 191 ♀, (1858);

id., *l. c.* xxxiv, p. 1174 ♂, (1865).

Orthaga acontialis WALKER, *l. c.* xxvii, p. 103 (1863).

1 ♂, 20-VII-1925, Baibara, (UCHIDA) } In Ent. Mus. (Sapporo).
1 ♂, " " " (") }

Loc. Distr.: Baibara.

Gen. Distr.: Ceylon; Borneo; Java; Japan; Formosa.

120. *Orthaga centralis* WLMN. et SOUTH (Pl. V, f. 31)*Orthaga centralis* WILEMAN et SOUTH, Entom. L, p. 129 (1919).

1 ♀, 5-VIII-1908, Arisan (type) In Coll. WILEMAN (London).

1 ♀, 23-VIII-1923, Baibara (KIKUCHI) In Ent. Mus. (Sapporo).

Loc. Distr.: Arisan; Baibara.**Gen. Distr.:** Formosa.**121. *Orthaga edetalis* STRAND***Orthaga ? edetalis* STRAND, Entom. Mitteil. viii (1/3), p. 52 (1919).

1 ♀, VI-1909, Kosempo (type) In Deut. Ent. Inst. (Berlin).

Loc. Distr.: Kosempo.**Gen. Distr.:** Formosa.

ENDOTRICHINÆ

Synopsis of Species

- A. Palpi upturned.
- a. Fore wing with veins 3, 4, 5 stalked CANGETTA
 - b. Fore wing with veins 4, 5 stalked; 3
from cell ENDOTRICHA
 - c. Fore wing with veins 3, 4, 5 from cell PURIELLA
- B. Palpi porrect.
- a. Palpi extending about the length of head COTACHENA
 - b. Palpi extending twice or thrice the
length of head HENDECASIS
- C. Palpi with the 2nd joint porrect; the 3rd
obliquely upturned DIPLOPSEUSTIS

Genus *Endotricha* ZELL.(Type *flammealis* SCHIFF. et DEN.)

Endotricha ZELLER, Isis, p. 593 (1847); HERRICH-SCHAEFFER, Syst. Schmett. Eur. iv, p. 12 (1848); GUENÉE, Delt. et Pyr. p. 218 (1854); WALKER, Cat. Lep. Het. B. M. xvii, p. 388 (1859); LEDERER, Wien. Ent. Mon. vii, p. 344 (1863); MEYRICK, Trans. Ent. Soc.

- Lond. pp. 77, 283 (1884); *id.*, *l. c.* p. 471 (1890); HAMPSON, Faun. Brit. Ind. Moths, iv, p. 132 (1896); *id.*, Trans. Ent. Soc. Lond. p. 481 (1896).
- Agrotera* HUEBNER, Verz. Schmett. p. 348 (1826) [type *flammealis* SCHIFF. et DEN.] praecoc.*
- Doththa* WALKER, Cat. Lep. Het. B. M. xvii, p. 285 (1859) [type *mesenterialis* WLK.].
- Messatis* WALKER, *l. c.* xix, p. 918 (1859) [type *pyrosalis* GN.].
- Pacoria* WALKER, *l. c.* xxxiv, p. 1255 (1865) [type *pyrosalis* GN.].
- Zania* WALKER, *l. c.* p. 1256 (1865) [type *theonalis* WLK.].
- Tricomia* WALKER, *l. c.* p. 1259 (1865) [type *pyrosalis* GN.].
- Rhisina* WALKER, *l. c.* p. 1324 (1865) [type *puncticostalis* WLK.].
- Endotrichodes* RAGONOT, Ann. Soc. Ent. Fr. p. 521 (1892) [type *perustalis* RAG.].
- Endotrichopsis* WARREN, Ann. Mag. Nat. Hist. (6) xvi, p. 467 (1895) [type *portialis* WLK.].
- Perisseretma* WARREN, *l. c.* p. 468 (1895) [type *endotrichalis* WARR.].
- Tanyethira* TURNER, Ann. Queensl. Mus. x, p. 122 (1911) [type *duplicilinea* HMPSN.].

Synopsis of Species

- A. Both wings with the middle area much paler than the rest of wing.
- a. Ground colour of wing whitish *E. pulchella* HMPSN.
 - b. Ground colour of wing dark purplish or purplish red.
 - a¹. Hind wing with the ante- and post-medial lines closely approximated to one another on the dorsal area *E. metacuralis* HMPSN.
 - b¹. Hind wing with the ante- and post-medial lines not approximated to one another on the dorsal area.
 - a². Fore wing with the subterminal line undulated and incurved at the middle *E. formosensis* HMPSN.
 - b². Fore wing with the subterminal line not undulated, being slightly ex-curved from costa to above dorsum *E. consocia* BUTL.

* *Agrotera* was previously used for a genus of *Lepidoptera* in 1802 by SCHRANK.

- B. Both wings with the middle area not particularly paler than the rest of wing.
- a. Fore wing with the basal area darker than the rest of wing.
- a¹. Antemedial lines to both wings dark; cilia white at the outer half *E. theonalis* Wlk.
- b¹. Antemedial line to both wings white; cilia pinkish at the outer half.
- a². Hind wing with the middle area broad; subterminal line on the fore wing nearly straight *E. mesenterialis* Wlk.
- b². Hind wing with the middle area very narrow; subterminal line highly excurved between costa and vein 2 *E. ruminalis* Wlk.
- b. Fore wing with the basal area not darker than the rest of wing.
- a¹. Both wings with lines very indistinct on the upper surface *E. hypogrammalis* HAMPSON.
- b¹. Both wings with lines very distinct on the upper surface.
- a². Fore wing with a subterminal line *E. portialis* Wlk.
- b². Fore wing without a subterminal line *E. orthotis* MEYR.
- C. Fore wing with the middle area slightly paler than the rest of wing; middle area of the hind wing almost whitish *E. anpingia* STRAND

122. *Endotricha theonalis* Wlk. (Pl. V, f. 4)

Pyralis theonalis WALKER, Cat. Lep. Het. B. M. xix, p. 900 (1859).

Pyralis ? thermusalis WALKER, l. c. p. 912 (1859).

Zania unicalis WALKER, l. c. xxxiv, p. 1257 (1865).

Doththa thermusalis BUTLER, Proc. Zool. Soc. Lond. p. 682 (1880).

Endotricha thermusalis RAGONOT, Ann. Soc. Ent. Fr. p. 525 (1892).

Endotricha theonalis HAMPSON, Trans. Ent. Soc. Lond. p. 482 (1896).

1 ♂, 21-IX-1904, Takao (WILEMAN)} In Brit. Mus.
7 specimens, 1904-6, " (")}

1 ♀, 30-VI-1905, Tainan (WILEMAN)} In Coll. WILEMAN (London).
1 ♂, 20-IV-1906, " (")}

Loc. Distr.: Takao; Tainan.

Gen. Distr.: China; Japan; Formosa.

123. *Endotricha hypogrammalis* HMPSON. (Pl. V, f. 27)

Endotricha hypogrammalis HAMPSON, Ann. Mag. Nat. Hist. (7) xvii, p. 209 (1906).

1 ♂, 1-IX-1904, Takao (WILEMAN) } In Brit. Mus.
1 ♂, 24-IX-1905, Anping(") }
1 ♂, 8-V-1906, Tainan (WILEMAN) In Coll. WILEMAN (London).

Loc. Distr.: Tainan; Takao; Anping.

Gen. Distr.: China; Japan; Formosa.

124. *Endotricha portialis* WLK. (Pl. V, f. 17)

Endotricha portialis WALKER, Cat. Lep. Het. B. M. xvii, p. 391 (1859).

Doththa aeacusalis WALKER, l. c. xix, p. 921 (1859).

Endotricha acrobasalis SNELLEN, Tijd. v. Ent. xxxv, p. 155, pl. 10, f. 1 (1892).

Endotricopsis rhodopteralis WARREN, Ann. Mag. Nat. Hist. (9) xvi, p. 467 (1895).

1 ♀, V-VI-1919, Musha (OHKUNI) } In Ent. Mus. (Sapporo).
1 ♂, 13-VII-1926, Baibara (UCHIDA) }

Loc. Distr.: Musha; Baibara.

Gen. Distr.: Borneo; Java; Japan; Formosa.

125. *Endotricha mesenterialis* WLK.

Doththa mesenterialis WALKER, Cat. Lep. Het. B. M. xvii, p. 285 (1859).

Endotricha suffusalis WALKER, l. c. p. 390 (1859).

Pyralis suffusalis SWINHOE, Proc. Zool. Soc. Lond. p. 864 (1885).

Doththa flavifimbrialis WARREN, Ann. Mag. Nat. Hist. (6) viii, p. 69 (1891).

Endotricha mesenterialis RAGONOT, Ann. Soc. Ent. Fr. p. 524 (1892).

Endotricha eoidalis SNELLEN, Tijd. v. Ent. 38, p. 112, pl. 5, ff. 2, 3 (1895).

9 specimens, 1906-8, Kanshirei (WILEMAN) } In Coll. WILEMAN (London).
1 specimen, 1904, Garambi (") }

1 ♂, 1 ♀, X-1909, Arikan (SAUTER) }
1 ♀, XI-1909, " (") } In Zool. Mus. (Berlin).
1 ♀, XI-1909, Kosempo(") }

3 ♂, 17-VIII-1924, Baibara (KIKUCHI) In Ent Mus. (Sapporo).

Loc. Distr.: Kanshirei; Garambi; Kosempo; Baibara; Arikan.

Gen. Distr.: India; Ceylon; Burma; Java; Japan; Formosa.

126. *Endotricha consocia* BUTL. (Pl. V, f. 25)*Doththa consocia* BUTLER, Ann. Mag. Nat. Hist. (5) iv, p. 452 (1879).*Endotricha consocia* RAGONOT, Ann. Soc. Ent. Fr. p. 525 (1891).*Endotrichia albicilia* WILEMAN (nec HMPSN.) Trans. Ent. Soc. Lond. p. 368 (1911).

1 ♂, IV-1910, Taihorin (SAUTER)	} In Zool. Mus. (Berlin).
1 ♂, X-1910, " " "	
1 ♀, X-1909, Arikan " "	
1 ♀, X-1909, " " "	

2 ♂ ♂, 18-V/15-VI-1919, Musha (OHKUNI) In Ent. Mus. (Sapporo).

Loc. Distr.: Taihorin; Arikan; Musha.**Gen. Distr.:** China; Japan; Formosa.**127. *Endotricha formosensis* HMPSN.***Endotricha formosensis* HAMPSON, Ann. Mag. Nat. Hist. (8) xviii, p. 363 (1916).

1 ♂, 1906-8, Arisan (type)	} In Brit. Mus.
2 ♀ ♀, 1906-8, " (WILEMAN)	

1 ♂, 2 ♀ ♀, 1906-8, Arisan (WILEMAN) In Coll. WILEMAN (London).

Loc. Distr.: Arisan.**Gen. Distr.:** Formosa.**128. *Endotricha ruminalis* Wlk.***Agrotera ? ruminalis* WALKER, Cat. Lep. Het. B. M. xvii, p. 387 (1859).*Pyralis ibycusalis* WALKER, l. c. xix, p. 899 (1859).*Endotricha ibycusalis* RAGONOT, Ann. Soc. Ent. Fr. p. 640 (1892).*Endotricha symphonialis* HAMPSON, Ill. Typ. Sp. Het. B. M. ix, p. 161, pl. 171, f. 17 (1893).*Endotricha ruminalis* HAMPSON, Faun. Brit. Ind. Moths, iv, p. 135 (1896).

1 ♀, 2-VII-1911, Kosempo (SAUTER) In Deut. Ent. Inst. (Berlin).

Loc. Distr.: Kosempo.**Gen. Distr.:** India; Ceylon; Burma; Formosa.**129. *Endotricha anpingia* STRAND***Endotricha anpingia* STRAND, Entom. Mitteil. viii (1/3), p. 55 (1919).

1 ♀, 2-V-1911, Anping (type) In Deut. Ent. Inst. (Berlin).

Loc. Distr.: Anping.

Gen. Distr.: Formosa.

130. *Endotricha metacuralis* HMPSON. (Pl. V, f. 2)

Endotricha metacuralis HAMPSON, Ann. Mag. Nat. Hist. (8) xviii, p. 364 (1916).

1 ♀, 11-V-1908, Rantaizan (type)	} In Brit. Mus.
1 ♀, 9-V-1909, " (WILEMAN)	
1 ♀, 11-V-1909, " (")	
1 ♂, 4-V-1909, Rantaizan (WILEMAN)	} In Coll. WILEMAN (London).
1 ♀, 4-V-1909, " (")	
1 ♂, 24-IV-1917, Funkiko (SHIRAKI)	In Ent. Mus. (Sapporo).

Loc. Distr.: Rantaizan; Funkiko.

Gen. Distr.: Formosa.

131. *Endotricha orthotis* MEYR. (Pl. V, f. 10)

Endotricha orthotis MEYRICK, Trans. Ent. Soc. Lond. p. 476 (1894).

1 ♂, 2-V-1910, Taihorin (SAUTER) In Zool. Mus. (Berlin).
 2 ♂ ♂, 26-X-1925, Baibara (KIKUCHI) In Ent. Mus. (Sapporo).

Loc. Distr.: Taihorin; Baibara.

Gen. Distr.: Sambawa; Formosa.

132. *Endotricha ? pulchella* HMPSON.

Endotricha pulchella HAMPSON, Ann. Mag. Nat. Hist. (8) xviii, p. 366 (1916).

1 ♀, 27-V-1908, Kanshirei (type)	In Brit. Mus.
1 ♀, 19-V-1908, Kanshirei (WILEMAN)	} In Coll. WILEMAN (London).
1 ♀, 3-V-1908, " (")	
1 ♀, 24-V-1908, " (")	

Loc. Distr.: Kanshirei.

Gen. Distr.: Formosa.

Genus *Cangetta* MOOR.

(Type *tridentalis* SNELL.)

Cangetta MOORE, Lep. Ceyl. iii, p. 314 (1886); HAMPSON, Faun. Brit. Ind. Moths, iv, p. 136 (1896); *id.*, Trans. Ent. Soc. Lond. p. 487 (1896).

133. *Cangetta tridentalis* SNELL.

- Botys tridentalis* SNELLEN, Tijds. v. Ent. xv, p. 89, pl. 7, ff. 6, 7 (1872).
Cangetta rectilinea MOORE, Lep. Ceyl. iii, p. 314, pl. 182, f. 8 (1886).
Paraponyx griseolalis HAMPSON, Ill. Typ. Sp. Het. B. M. ix, pp. 51, 176,
 pl. 174, f. 12 (1893).

♂, ♀-X-1909, Arikan (SAUTER) In Zool. Mus. (Berlin).

Loc. Di tr.: Arikan.

Gen. Di.tr.: N. Guinea; Ceylon; Formosa.

Genus *Diplopseustis* MEYR.

(Type *perieresalis* WLK.)

- Diplopseustis* MEYRICK, Trans. Ent. Soc. Lond. p. 284 (1884); *id.*, Trans.
 New Zeal. Inst. p. 62 (1887); RAGONOT, Ann. Soc. Ent. Fr. p.
 519 (1891); HAMPSON, Trans. Ent. Soc. Lond. p. 489 (1896);
id., Jour. Bomb. Nat. Hist. Soc. xi, p. 482 (1899); STRAND,
 Entom. Mitteil. viii (1/3), p. 56 (1919).

131. *Diplopseustis perieresalis* WLK. (Pl. V, f. 18)

- Ambia ? perieresalis* WALKER, Cat. Lep. Het. B. M. xix, p. 958 (1859).
Cymorisa minima BUTLER, Proc. Zool. Soc. Lond. p. 684 (1880).
Diplopseustis minima MEYRICK, Trans. Ent. Soc. Lond. p. 285 (1884).
Diplopseustis perieresalis HAMPSON, Trans. Ent. Soc. Lond. p. 489 (1896).

♂ specimen,	5-VIII-1904,	Takao	(WILEMAN)	} In Brit. Mus.
♂	"	12-VIII-1906,	"	
♂	"	23-IX -1906,	Kanashirei	
♂	"	21-IV -1906,	"	
♂	"	23-IV -1909,	"	
♂	"	10-VI -1909,	"	
♂	"	25 VII -1906,	Formosa	
♂	"	? Takao	(type of <i>minima</i> BUTL.)	

♂, ♀, 9-V-1926, Baibara (KIKUCHI) } In Ent. Mus. (Sapporo).
 ♂, ♀, X-1918, Arisan (SONAN) }

Loc. Distr.: Kanashirei; Takao; Arisan; Baibara.

Gen. Distr.: India; New Zealand; Australia; Formosa.

Genus *Hendecasis* HAMPSON.

(Type *duplifascialis* HAMPSON.)

- Hendecasis* HAMPSON, Faun. Brit. Ind. Moths, iv, p. 140 (1896); *id.*, Trans.

Ent. Soc. Lond. p. 493 (1896).

135. *Hendecasis duplifascialis* HMPSN.

Trichophysetis duplifascialis HAMPSON, Ill. Typ. Sp. Het. B. M. viii, p. 141, pl. 156, f. 18 (1891).

Hendecasis duplifascialis HAMPSON, Faun. Brit. Ind. Moths, iv, p. 140 (1896).

Loc. Distr.: ?

Gen. Distr.: W. Africa; India; Ceylon; Formosa.

Genus *Cotachena* MOOR.

Cotachena MOORE, Lep. Ceyl. iii, p. 275 (1885); RAGONOT, Ann. Soc. Ent. Fr. p. 619 (1892); HAMPSON, Faun. Brit. Ind. Moths, iv, p. 142 (1896); *id.*, Trans. Ent. Soc. Lond. p. 497 (1896).

Mesothyris WARREN, Ann. Mag. Nat. Hist. (6) ix, p. 300 (1892) [type *aluensis* BUTL.].

136. *Cotachena histricalis* WLK.

Botys histricalis WALKER, Cat. Lep. Het. B. M. xviii, p. 655 (1859).

Cotachena histricalis MOORE, Lep. Ceyl. iii, p. 276 (1885).

Stenophyes histricalis SNELLEN, Trans. Ent. Soc. Lond. p. 600 (1890).

Archernis pubescens WARREN, Ann. Mag. Nat. Hist. (6) ix, p. 300 (1892).

1 ♂, 21-VII-1904, Tainan (WILEMAN)	} In Coll. WILEMAN (London).
1 ♀, 6-VIII-1904, Takao (")	
1 specimen, 17-VIII-1904, Takao (WILEMAN)	} In Brit. Mus.
1 " 18-VIII-1904, " (")	
1 " 3-VIII-1904, " (")	
1 specimen, X-1911, Suishario (SAUTER)	In Deut. Ent. Inst. (Berlin).
1 ♂, 26-V-1917, Funkiko (SHIRAKI)	In Ent. Mus. (Sapporo).

Loc. Distr.: Takao; Tainan; Suishario; Funkiko.

Gen. Distr.: India; Ceylon; China; Corea; Japan; Formosa.

Genus *Puriella* STRAND

(Type *problematica* STRAND)

Puriella STRAND, Deut. Ent. Zeit. Iris, xxxii (1/2), p. 88 (1918).

137. *Puriella problematica* STRAND*Puriella problematica* STRAND, Deut. Ent. Zeit. Iris, xxxii (1/2), p. 89 (1918).

♂, XII-1911, Taihorin (type) In Deut. Ent. Inst. (Berlin).

Loc. Distr.: Taihorin.

Gen. Distr.: Formosa.

PYRALINÆ

Synopsis of Species

- A. Hind tarsi with no tuft of hair on the 1st joint.
- a. Palpi with the 2nd and 3rd joints upturned.
- a¹. Proboscis absent or minute AGLOSSA
- b¹. Proboscis well developed.
- a². Hind wing with veins 4, 5 stalked.
- a³. Fore wing with vein 7 from 8 before 9 PYRALIS
- b³. Fore wing with vein 7 from 8 after 9 HYP SOPY G I A
- b². Both wings with veins 4, 5 approximated
for about one-third the length TEGULIFERA
- c². Both wings with veins 4, 5 not approximated
towards origin.
- a³. Palpi with the 2nd joint reaching far
above the vertex of head PARACME
- b³. Palpi with the 2nd joint reaching the
vertex of head STEMMATOPHORA
- c³. Palpi very short and not reaching the
vertex of head CURENA
- b. Palpi obliquely upturned, the 3rd joint porrect.
- a¹. Proboscis well developed; antennae of the
male ciliated HERCULIA
- b¹. Proboscis minute; antennae of the male with
short branches TAMRACA
- c. Palpi straight and porrect.
- a¹. Both wings with veins 4, 5 approximated for
about one-third the length LORYMA
- b¹. Both wings with veins 4, 5 stalked MELANALIS
- d. Palpi rostriform and downcurved at the extremities.
- a¹. Fore wing with vein 6 from cell.

- a². Palpi less than twice the length of head.
- a³. Maxillary palpi filiform and well developed; fore wing with veins 4, 5 well separated at the origin **BOSTRA**
- b³. Maxillary palpi minute; fore wing with veins 4, 5 closely approximated for about one-third the length **TOCCOLOSIDA**
- b⁴. Palpi more than twice the length of head **TREBANIA**
- b¹. Fore wing with vein 6 stalked with 7, 8 and 9.
- a². Hind wing with veins 4, 5 stalked **POLYCAMPISIS**
- b⁴. Hind wing with veins 4, 5 separated at the origin **ORYBINA**
- B.** Hind tarsi with a large tuft of hair on the 1st joint.
- a. Palpi long, rostriform, and smoothly scaled in both sexes; male with tufts of hair at the end of the 2nd and 3rd joints, forming a cavity **PROPACHYS**
- b. Palpi short and straight, hardly reaching beyond the frontal tuft **SYBRIDA**

Genus *Aglossa* LATR.

(Type *pinguinalis* LINN.)

- Aglossa* LATREILLE, Préc. Car. Gen. Ins. p. 145 (1796); *id.*, Hist. Nat. Gen. Crust. et Ins. p. 414 (1802); STEPHENS, Ill. Brit. Ent. Haust. iv, p. 22 (1834); GUENÉE, Delt. et Pyr. p. 125 (1854); WALKER, Cat. Lep. Het. B. M. xvii, p. 274 (1859); MEYRICK, Trans. Ent. Soc. Lond. p. 282 (1884); MOORE, Lep. Cyl. iii, p. 266 (1885); MEYRICK, Trans. Ent. Soc. Lond. p. 476 (1890); RAGONOT, Ann. Soc. Ent. Fr. p. 49 (1891); HAMPSON, Faun. Brit. Ind. Moths, iv, p. 147 (1896); *id.*, Trans. Ent. Soc. Lond. p. 505 (1896).
- Philotis* RAGONOT, *l. c.* p. 81 (1891) [type *radamalis* RAG].
- Agriope* RAGONOT, *l. c.* p. 163 (1894) [type *brabanti* RAG].

138. *Aglossa dimidiata* HAW.

- Crambus dimidiatus* HAWORTH, Lep. Brit. ii, p. 372 (1809).
- Aglossa dimidiatus* STEPHENS, Syst. Cat. Brit. Ins. ii, p. 160 (1829).
- Aglossa micatialis* WALKER, Cat. Lep. Het. B. M. xvii, p. 277 (1859).
- Pyralis circularis* MOISCHULSKY, Etud. Ent. ix, p. 37 (1860).

Aglossa achatina BUTLER, Ill. Typ. Sp. Het. B. M. iii, p. 72, pl. 58, f. 6
(1879).

Aglossa dimidiata HAMPSON, Faun. Brit. Ind. Moths, iv, p. 147 (1896).
1 ♀, V-III-1918, Horisha (KAWAMURA) In Ent. Mss. (Sapporo).

Loc. Distr.: Horisha.

Gen. Dis.r.: India; Burma; China; Corea; Japan.

Genus *Hypsopygia* HBN.

(Type *costalis* FABR.)

Hypsopygia HUEBNER, Verz. Schmett. p. 348 (1826); STEPHENS, Ill. Brit.
Ent. Haust. iv, p. 26 (1834); RAGONOT, Ann. Soc. Ent. Fr. p.
26 (1891); HAMPSON, Faun. Brit. Ind. Moths, iv, p. 148 (1896);
id., Trans. Ent. Soc. Lond. p. 507 (1896).

Synopsis of Species

- a. Vertex of the head orange; ground colour of
the wings bright or purplish pink *H. mauritialis* BOISD.
- b. Vertex of the head and the wings dark purple ... *H. postflava* HAMPSON.

139. *Hypsopygia mauritialis* BOISD.

Asopia mauritialis BOISDUVAL, Faun. Ent. Madag. p. 119, pl. 16, f. 8 (1833).

Pyralis mauritialis GUENÉE, Delt. et Pyr. p. 118 (1854).

Pyralis lucillalis WALKER, Cat. Lep. Het. B. M. xvii, p. 268 (1859).

Pyralis regalis WALKER, *l. c.* xxxiv, p. 1241 (1865).

Pyralis ducalis WALKER, *l. c.* p. 1242 (1865).

Herculia lucillalis SWINHOE, Trans. Ent. Soc. Lond. p. 291 (1890).

Hypsopygia mauritialis RAGONOT, Ann. Soc. Ent. Fr. p. 27 (1891).

Hypsopygia lucillalis RAGONOT, *l. c.* p. 27 (1891).

Hypsopygia lit'cillalis RAGONOT, *l. c.* p. 28 (1891).

Orthopygia ducalis RAGONOT, *l. c.* pp. 31, 42 (1891).

1 ♀, 7-V-1907, Kanshirei (WILEMAN) In Coll. WILEMAN (London).

Loc. Di.tr.: Kanshirei.

Gen. Di.tr.: Madagascar; India; Burma; Java; Sumatra; China; Formosa;
Japan.

140. *Hypsopygia postflava* HMPSON. (Pl. V, f. 11)

Pyralis postflava HAMPSON, Ill. Typ. Sp. Het. B. M. ix, p. 159, pl. 171, f. 22 (1893).

Hypsopygia postflava HAMPSON, Faun. Brit. Ind. Moths, iv, p. 149 (1896):
1 ♂, 9-V-1926, Baibara (KIKUCHI) In Ent. Mus. (Sapporo).

Loc. Distr.: Baibara.

Gen. Distr.: India; Ceylon; Formosa.

Genus *Pyralis* LINN.

(Type *farinalis* LINN.)

Pyralis, LINNAEI, Syst. Nat. ed. x, pp. 496, 533-4 (1758); *id.*, l. c. ed. xii, p. 881 (1767); STEPHENS, Ill. Brit. Ent. Haust. iv, p. 24 (1834); GUENEE, Delt. et Pyr. p. 116 (1854); WALKER, Cat. Lep. Het. B. M. xvii, p. 260 (1859); MOORE, Lep. Ceyl. iii, p. 262 (1885); MEYRICK, Trans. Ent. Soc. Lond. p. 475 (1890); RAGONOT, Ann. Soc. Ent. Fr. p. 37 (1891); MEYRICK, Brit. Lep. p. 426 (1895); HAMPSON, Faun. Brit. Ind. Moths, iv, p. 149 (1896); *id.*, Trans. Ent. Soc. Lond. p. 507 (1896).

Asopia TREITSCHKE, Schmett. Eur. vi (2), p. 316 (1828) [type *farinalis* LINN.]; LEDERER, Wien. Ent. Mon. vii, p. 342 (1863).

Sacatia WALKER, Cat. Het. B. M. xxvii, p. 123 (1863) [type *manihotalis* GN.].

Therapne RAGONOT, Ann. Soc. Ent. Fr. p. 83 (1891) [type *obsoletalis* GN.].

Synopsis of Species

A. Both wings dark purplish.

a. Fore wing with an antemedial patch at costa.

a¹. Middle area of the fore wing dark golden yellow at the costal half *P. regalis* SCHIFF. et DEN.

b¹. Middle area of the fore wing concolorous with the rest of wing.

a². Postmedial line of the fore wing very strongly excurved at the middle *P. costinotalis* HMPSON.

b². Postmedial line of the fore wing nearly

- vertical *P. taihorinalis* SHIB.
(sp. nov.)
- b. Fore wing lacking an antemedial patch
at costa *P. prepialis* HMPSN.
- B. Both wings greyish.
- a. Basal area of the fore wing black.
- a¹. Antemedial line of the fore wing excurved
at the median nervure; postmedial line
excurved at the middle, and undulated *P. manihotalis* GN.
- b¹. Antemedial line not excurved at the
median nervure; postmedial line ex-
curved at the middle, but not undulated *P. pictalis* CURT.
- b. Basal area of the fore wing purplish brown *P. farinalis* LINN.
- C. Both wings brownish *P. proboscidalis* STRAND

141. *Pyralis farinalis* LINN.

Pyralis farinalis LINNAEI, Syst. Nat. ed. x, p. 533 (1758).

Asopia farinalis TREITSCHKE, Schmett. Eur. vi (2), p. 316 (1828).

Pyralis fraterna BUTLER, Ill. Typ. Sp. Het. B. M. iii, p. 70, pl. 58, f. 4
(1879).

Pyralis manihotalis MATSUMURA (nec GN.), Ill. Zeit. Ent. Berlin, 5 (24), p.
381 (1900).

Loc. Distr.: ? (according to Prof. MATSUMURA).

Gen. Distr.: Australia; New Zealand; Europe; America; Asia; Korea;
Japan; Formosa.

142. *Pyralis prepialis* HMPSN. (Pl. V, f. 3)

Pyralis prepialis HAMPSON, Jour. Bomb. Nat. Hist. Soc. xv, p. 207 (1903).

2 ♂♂, 20-VII/4-VIII-1919, Karenko (OHKUNI) }
1 ♂, 1-VI-1914, Arisan (MAKI) } In Ent. Mus. (Sapporo).

Loc. Distr.: Karenko; Arisan.

Gen. Distr.: India; Formosa.

143. *Pyralis costinotalis* HMPSN.

Pyralis costinotalis HAMPSON, Ann. Mag. Nat. Hist. (8) xix, p. 67 (1917);
id., l. c. p. 362.

- 1 ♂, 8-VIII-1908, Arisan (type) } In Brit. Mus.
 1 ♂, 19-VIII-1908, " (WILEMAN) }
 2 ♂ ♂, ?-VIII-1908, Arisan (WILEMAN) } In Coll. WILEMAN (London).
 1 ♂, 14-IX-1906, Tozan (") }

Loc. Distr.: Arisan; Tozan.

Gen. Distr.: Formosa.

144. *Pyralis taihorinalis* sp. nov. (Pl. V, f. 19)

♂. Palpi and head whitish. Antenna brown. Thorax and fore wing sanguineous. Fore wing with a white antemedial line, forming a triangular patch at costa, being slightly bent inwardly on the dorsal area; an elongate postmedial white patch at costa, from which an indistinct and very narrow white line runs to dorsum; four small white spots at costa between ante- and postmedial lines; cilia concolorous, paler at the outer half, traversed by a paler line at the base. Hind wing concolorous with the fore wing; ante- and postmedial lines very narrow, white, slightly undulated; cilia nearly similar to those of the fore wing, traversed by a broad fuscous line at the middle. Undersurface of both wings pale fuscous; patches and lines indistinct; fore wing at the costa with small white spots between the base and postmedial patch. Pectus and legs white, coarsely scattered with brownish scales. (See Pl. I, f. 23; Pl. III, f. 9).

Expanse of wings 16 mm.

One male, November, 1910, Taihorin (H. SAUTER). In Coll. Ent. Mus. (Sapporo).

145. *Pyralis pictalis* CURT.

Asopia pictalis CURTIS, Brit. Ent. xi, pl. 503 (1834).

Pyralis pictalis STEPHENS, Ill. Brit. Ent. Haust. iv, p. 395 (1834).

Pyralis pronoealis WALKER, Cat. Lep. Het. B. M. xix, p. 906 (1859).

Asopia pronoealis LEDERER, Wien. Ent. Mon. vii, pp. 343, 458 (1863).

Myelois bractiatella WALKER, l. c. xxii, p. 36 (1853).

Pyralis suggeralis WALKER, l. c. xxxiv, p. 1237 (1855).

Pyralis elachia BUTLER, Ill. Typ. Sp. Het. B. M. iii, p. 70, pl. 58, f. 3 (1879).

Pyralis bractiatella MOORE, Lep. Ceyl. iii, p. 262, pl. 178, f. 5 (1885).

1 ♀, XI-1909, Taihorin (SAUTER) } In Zool. Mus. (Berlin).
 1 ♂, I-1910, " (") }

1 specimen, X-1911, Kosempo (SAUTER) } In Deut. Ent. Inst. (Berlin).
 1 " X-1911, Suishario (") }

1 ♂, 25-II-27-III-1919, Taito (INAMURA) In Ent. Mus. (Sapporo).

Loc. Distr.: Taihorin; Kosempo; Suishario; Taito.

Gen. Distr.: India; Philippines; Ceylon; N. Guinea; Burma; Japan; Formosa.

146. *Pyralis manihotalis* GN.

Pyralis manihotalis GUENÉE, Delt. et Pyr. p. 121 (1854).

Pyralis vetusalis WALKER, Cat. Lep. Het. B. M. xix, p. 891 (1859).

Pyralis gerontesalis WALKER, l. c. xix, p. 896 (1859).

Asopia manihotalis LEDERER, Wien. Ent. Mon. vii, p. 343 (1863).

Asopia vetusalis LEDERER, l. c. p. 343 (1863).

Sacatia laudatella WALKER, l. c. xxvii, p. 124 (1863).

Pyralis despectalis WALKER, l. c. xxxiv, 1243 (1865).

Pyralis ? miseralis WALKER, l. c. p. 1244 (1865).

Pyralis achatina BUTLER, Ent. Mon. Mag. xiv, p. 49 (1877).

Asopia gerontesalis SNELLEN, Tijd. v. Ent. xxvi, p. 123 (1883).

Pyralis pupalis STRAND, Entom. Mitteil. viii (1/3), p. 57 (1919).

1 ♂, VI-1911, Anping (type of *pupalis* STRAND) In Deut. Ent. Inst. (Berlin).

1 ♀, ? Formosa (?)
1 ♂, I-VIII-1908, Takao (WILEMAN)
1 ♂, 18-IV-1906, Kanshirei (")

In Brit. Mus.

1 ♂, 4-IV-1907, Tainan (WILEMAN)
1 ♂, 9-IV-1908, " (")

In Coll. WILEMAN (London).

1 ♂, IV-1909, Anping (SAUTER)
1 ♂, IX-1909, " (")
2 ♀, VIII-1910, " (")

In Zool. Mus. (Berlin).

1 ♂, 10-IV-1910, Taihoku (SONAN) In Ent. Mus. (Sapporo).

Loc. Distr.: Takao; Kanshirei; Tainan; Anping; Taihoku.

Gen. Distr.: Neotropical, Oriental and Australian regions.

147. *Pyralis regalis* SCHIFF. et DEN.

Pyralis regalis SCHIFFERMÜLLER et DENIS, Syst. Schmett. Wien, 124 (1775).

Pyralis pulchellalis MILLIÈRE, Cat. Lep. Alpes-Marit. p. 221 (1873).

Pyralis princeps BUTLER, Ill. Typ. Sp. Het. B. M. vii, p. 91, pl. 134, f. 12 (1889).

Hypsopygia regalis RAGONOT, Ann. Soc. Ent. Fr. p. 27 (1891).

1 ♀, 15-IX-1915, Baibara (KIKUCHI) In Ent. Mus. (Sapporo).

1 ♂, 10-VIII-1908, Arisan (WILEMAN)
1 ♀, 19-IX-1906, " (")

In Coll. WILEMAN (London).

Loc. Distr.: Arisan; Baibara.

Gen. Distr.: Europe; Amur; India; Corea; Japan; Formosa.

148. *Pyralis proboscidalis* STRAND

Triphassa proboscidalis STRAND, Entom. Mitteil. viii (1/3), p. 58 (1919).

1 ♀, X-1911, Kosempo (type) }
 1 ♀, X-1911, " (SAUTER) } In Deut. Ent. Inst. (Berlin).
 2 ♂ ♂, 9-V-1925, Baibara (KIKUCHI) In Ent. Mus. (Sapporo).

Loc. Distr.: Kosempo; Baibara.

Gen. Distr.: Formosa.

Genus *Paracme* LED.

(Type *raciliialis* WLK.)

Paracme LEDERER, Wien. Ent. Mon. vii, p. 338 (1863); HAMPSON, Trans. Ent. Soc. Lond. p. 512 (1896).

149. *Paracme raciliialis* WLK.

Pyralis raciliialis WALKER, Cat. Lep. Het. B. M. xix, p. 899 (1859).

Paracme insulsalis LEDERER, Wien. Ent. Mon. vii, p. 339, pl. 6, f. 11 (1863).

Paracme raciliialis HAMPSON, Trans. Ent. Soc. Lond. p. 512 (1896).

1 ♀, III-1910, Taihorin (SAUTER) }
 1 ♀, ? -1917, Horisha (ASAKURA) }
 1 ♀, 10-VII-1925, Ibaho (UCHIDA) } In Ent. Mus. (Sapporo).
 1 ♂, 9-V -1926, Baibara (KIKUCHI)

Loc. Distr.: Taihorin; Ibaho; Baibara; Horisha.

Gen. Distr.: China; Formosa.

Genus *Stemmatophora* GN.

(Type *exustalis* GN.)

Stemmatophora GUENÉE, Delt. et Pyr. p. 129 (1854); WALKER, Cat. Lep. Het. B. M. xvii, p. 278 (1859); LEDERER, Wien. Ent. Mon. vii, p. 337 (1863); MEYRICK, Trans. Ent. Soc. Lond. p. 282 (1884); MOORE, Lep. Ceyl. iii, p. 260 (1885); RAGONOT, Ann. Soc. Ent. Fr. p. 85 (1891); HAMPSON, Faun. Brit. Ind. Moths, iv, p. 154 (1896); *id.*, Trans. Ent. Soc.

Lond. p. 513 (1896).

Maradana MOORE, l. c. p. 57 (1884) [type *rivulata* MOOR.]; RAGONOT, l. c. p. 638 (1892).

Koremalepis HAMPSON, Ill. Typ. Sp. Het, B. M. viii, p. 129 (1891) [type *tactilis* SWINH.].

Synopsis of Species

- a. Both wings dark or purplish brown.
 - a¹. Cilia yellow at the outer half *S. mushana* SHIB. (sp. nov.)
 - b¹. Cilia brownish.
 - a². Fore wing dark brown; middle area concolorous with the rest of wing *S. flavicaput* SHIB. (sp. nov.)
 - b². Fore wing purplish brown; middle area much paler than the rest of wing *S. bicoloralis* LEECH
- b. Both wings fuscous or brown.
 - a¹. Middle area of the fore wing pale yellowish *S. centralis* SHIB. (sp. nov.)
 - b¹. Middle area of the fore wing dark fuscous *S. fuscibasalis* SNELL.

150. *Stemmatophora fuscibasalis* SNELL. (Pl. VI, f. 31)

Stericta fuscibasalis SNELLEN, Tijds. v. Ent. xxiii, p. 199 (1880); *id.*, l. c. xxvi, p. 121, pl. 6, f. 3 (1883).

Pyralis umbrosalis SWINHOE, Trans. Ent. Soc. Lond. p. 291 (1890).

Stemmatophora fuscibasalis HAMPSON, Faun. Brit. Ind. Moths, iv, p. 155 (1896).

6 specimens, ?	Formosa (HOBSON)	} In Brit. Mus.
1 specimen, 22-VIII-1904,	Takao (WILEMAN)	
1 " 11-V -1908,	Kanshirei (")	
1 " 29-IV -1908,	" (")	
1 ♂, 13-V -1907,	Kanshirei (WILEMAN)	} In Coll. WILEMAN (London).
1 ♂, 22-VI -1906,	" (")	
1 ♂, 16-VIII-1908,	" (")	
1 ♂, 9-IX -1922,	Taihoku (TAKEDA)	} In Ent. Mus. (Sapporo).
1 ♂, 23-VII-1925,	Musha (UCHIDA)	

Loc. Distr.: Takao; Taihoku; Kanshirei; Musha.

Gen. Distr.: India; Burma; Formosa.

151. *Stemmatophora mushana* sp. nov. (Pl. V, f. 26)

♀. Palpi brown, beneath ochraceous. Head and antenna ochra-

ceous. Thorax and wings sanguineous; fore wing with a yellowish ante-medial line, slightly excurved on the dorsal half; an elongate yellowish postmedial patch, from which a very narrow yellowish line runs towards dorsum, excurved between veins 6 and 2; four small yellowish spots at costa between ante- and postmedial lines; cilia yellow except at the apex and tornus which are fuscous, at the base being blackish. Hind wing with nearly parallel ante- and postmedial lines, moderately excurved at the middle; cilia yellow, at the base blackish. Abdomen sanguineous; extremity of each segment somewhat paler; anal tuft ochraceous. Pectus whitish. Legs sanguineous; tarsi of the fore and hind legs with the extremity of each joint somewhat paler; mid-tarsi wholly ochraceous. (See Pl. I, f. 3; Pl. II, f. 3).

Expanse of wings 22 mm.

A single female, caught during May-June, Musha (T. OHKUNI). In Coll. Ent. Mus. (Sapporo).

152. *Stemmatophora flavicaput* sp. nov. (Pl. VI, f. 16)

♂. Palpi pale yellowish brown. Head pale yellow. Antenna brownish. Thorax and wings sanguineous; fore wing with a yellowish ante-medial line, being very slightly oblique outwardly from costa to median nervure and then inwardly; a yellowish postmedial line evenly excurved between veins 6 and 2, forming an elongate yellowish patch at costa; six or seven small yellowish specks at costa between ante- and postmedial lines; cilia with the basal half dark fuscous, yellowish at the outer half except at the costal half which is dark fuscous, leaving a narrow line in the middle. Hind wing with moderately excurved yellowish ante- and postmedial lines; cilia dark fuscous, at the outer half yellowish. Abdomen sanguineous, at the extremity of each segment somewhat paler. Pectus and legs greyish, slightly suffused with pale brown; anal tuft of abdomen ochraceous beneath. (See Pl. I, f. 21; Pl. III, f. 7).

Expanse of wings 20 mm.

One male, April 23, 1924, Baibara (K. KIKUCHI). In Coll. Ent. Mus. (Sapporo).

153. *Stemmatophora bicoloralis* LEECH

Endotricha bicoloralis LEECH, Entom. xxii, p. 65, pl. iv, f. 17 (1889).
Pyralis dulciculalis SWINHOE, Proc. Zool. Soc. Lond. p. 418 (1889).

Stemmatophora bicoloralis HAMPSON, Faun. Brit. Ind. Moths, iv, p. 157 (1896).

2 ♂♂, 7-V-1926, Baibara (KIKUCHI) } In Ent. Mus. (Sapporo).
1 ♀, 15-VI-1926, " (") }

Loc. Distr.: Baibara.

Gen. Distr.: India; Corea; Japan; Formosa.

154. *Stemmatophora centralis* sp. nov. (Pl. VI, f. 24)

♀. Palpi stramineous. Head, antenna and thorax whitish, slightly tinged with yellowish. Wings fuscous, in the middle area white, tinged with stramineous; fore wing with the basal area edged with a white antemedial line and excurved on the costal half; a small black speck at the discocellulars; terminal area edged with a white postmedial line and excurved between the upper part of veins 5 and 2; termen with a series of black specks; costa ornamented with fuscous specks between base and postmedial line; cilia fuscous, traversed by a paler line at the base. Hind wing with the basal area edged with a whitish antemedial line, moderately excurved; terminal area edged with an excurved white postmedial line; a terminal series of black specks; cilia like those of the fore wing. Abdomen yellowish; legs concolorous with the abdomen. (See Pl. I, f. 24; Pl. III, f. 10).

Expanse of wings 17 mm.

A single female (type), July, 1919, Karenko (T. OHKUNI); other two specimens (a pair of each sex), also in July, 1919, Karenko (T. OHKUNI). Type in the Entomological Museum (Sapporo).

Genus *Tamraca* MOOR.

(Type *torridalis* LED.)

Tamraca MOORE, Lep. Ceyl. p. 554 (1887); RAGONOT, Ann. Soc. Ent. Fr. p. 71 (1891); HAMPSON, Faun. Brit. Ind. Moths, iv, p. 158 (1896); *id.*, Trans. Ent. Soc. Lond. p. 516 (1896).

155. *Tamraca torridalis* LED.

Asopia torridalis LEDERER, Wien. Ent. Mon. vii, pp. 342, 457, pl. 6, f. 15 (1863).

Varnia ? incerta WALKER, Cat. Lep. Het. B. M. xxxiii, p. 829 (1865).

Pyralis torridalis MOORE, Lep. Ceyl. iii, 264 (1885).

Tamraca torridalis MOORE, *l. c.* p. 554, pl. 215, ff. 7♂, 8♀ (1887).

Cocnodomus brunneus SUZUKI, List Sp. Hanazono Ent. Labr. p. 24 (1915)
non descr.

1♂, 5-IX-1904, Takao	(WILEMAN)	} In Brit. Mus.
1♂, 6-V-1906, Tainan	(")	
1♂, 23-IV-1906, Kanshirei	(")	
1♂, 20-IV-1906, "	(")	
1♂, 13-IV-1906, "	(")	
1♂, 23-IV-1908, Kanshirei	(WILEMAN)	} In Coll. WILEMAN (London).
1♂, 22-IV-1908, "	(")	
1♂, 9-V-1925, Baibara	(KIKUCHI)	} In Ent. Mus. (Sapporo).
1♂, 22-V-1926, "	(")	
1♂, 21-IX-1925, "	(")	
1♂, 10-IX-1922, Taihoku	(TAKEDA)	

Loc. Distr.: Takao; Tainan; Kanshirei; Taihoku; Baibara.

Gen. Distr.: India; Ceylon; Burma; Borneo; Singapore; Himalaya; China; Japan; Formosa.

Genus *Herculia* WLK.

(Type *marthalis* WLK.)

Herculia WALKER, Cat. Lep. Het. B. M. xix, p. 807 (1859); MOORE, Lep. Ceyl. iii, p. 261 (1885); RAGONOT, Ann. Soc. Ent. Fr. p. 628 (1892); HAMPSON, Faun. Brit. Ind. Moths, iv, p. 159 (1896); *id.*, Trans. Ent. Soc. Lond. p. 517 (1896).

Cisse WALKER, *l. c.* xxvii, p. 125 (1863) [type *nigrivitta* WLK.].

Buzala WALKER, *l. c.* p. 129 (1863) [type *nigrivitta* WLK.].

Ocrasa WALKER, *l. c.* xxxiv, p. 1212 (1865) [type *albidalis* WLK.]; MEYRICK, Trans. Ent. Soc. Lond. p. 72 (1884); RAGONOT, Ann. Soc. Ent. Fr. p. 36 (1891).

Bejuda WALKER, *l. c.* p. 1273 (1865) [type *nigrivitta* WLK.].

Pseudasopia GROTE, Bul. Soc. Nat. Sci. I, p. 172 (1873) [type *intermedialis* WLK.].

Orthopygia RAGONOT, *l. c.* p. 29 (1891) [type *glaucinalis* LINN.].

Trichauchenia WARREN, Ann. Mag. Nat. Hist. (6) ix, p. 173 (1891) [type *dharmasalae* BUTL.].

Synopsis of Species

- A. Both wings reddish brown or dark purplish.
a. Cilia yellowish.

- a¹. Postmedial line oblique outwardly from costa to vein 6.
- a². Lines on the wings dark *H. suffusalis* Wlk.
- b². Lines on the wings yellowish *H. ignefimbrialis* Hmps.
- b¹. Postmedial line nearly erect on the costal area.
- a². Fore wing with an elongate post-medial patch at costa *H. sokutsensis* Strand
- b². Fore wing lacking a postmedial patch at costa *H. taiwanalis* Shib.
(sp. nov.)
- b. Cilia concolorous with the wings.
- a¹. Lines on the wings yellowish; an elongate postmedial patch at costa *H. castanealis* Shib.
(sp. nov.)
- b¹. Lines on the wings dark; no postmedial patch at costa *H. nanalis* Wlms.
- c. Cilia white on the outer half *H. albifimbrialis* Hmps.
- B.** Both wings pale brownish grey.
- a. Lines on the wings yellowish.
- a¹. Fore wing with an antemedial line highly excurved at the middle; postmedial line erect *H. imbecilis* Moor.
- b¹. Fore wing with an antemedial line very slightly excurved from costa to dorsum; postmedial line evenly incurved at vein 2 *H. rudis* Moor.
- b. Lines on the wings dark.
- a¹. Postmedial line on the fore wing straight *H. tenuis* Butl.
- b¹. Postmedial line on the fore wing moderately excurved between costa and below vein 2 *H. anpingialis* Strand
- C.** Both wings yellowish.
- a. Lines on the fore wing highly excurved at the middle; cilia concolorous *H. jezoensis* Shibuya
- b. Lines on the fore wing evenly excurved from costa to dorsum; cilia red at the basal half *H. pelasgalis* Wlk.

156. *Herculia imbecilis* MOOR. (Pl. VI, f. 8)

Pyralis imbecilis MOORE, Lep. Ceyl. iii, p. 264 (1885).

Pyralis incongrua BUTLER, Proc. Zool. Soc. Lond. p. 383, pl. 35, f. 5 (1886).

Herculia imbecilis HAMPSON, Faun. Brit. Ind. Moths, iv, p. 160 (1896).

Herculia nanmodes BUTL. var. *formosibia* STRAND, Entom. Mitteil. viii (1/3), p. 60 (1919).

1 ♀, X -1919, Arikan (type of <i>formosibia</i> STRAND)	} In Deut. Ent. Inst. (Berlin).
1 ♀, X -1911, Kosempo (SAUTER)	
1 ♀, X -1911, " (")	
1 ♂, X -1911, " (")	
1 ♂, 7-VII-1911, " (")	
1 ♀, VIII-1911, Anping (")	
1 ♀, V-1909, Kanshirei (SAUTER)}	In Zool. Mus. (Berlin).
1 ♀, X-1909, Anping (")}	
1 ♂, 9-V-1925, Baibara (KIKUCHI)	In Ent. Mus. (Sapporo).

Loc. Distr.: Arikan; Kanshirei; Kosempo; Anping; Baibara.

Gen. Distr.: India; Ceylon; Formosa.

157. *Herculia tenuis* BUTL.

Pyralis tenuis BUTLER, Proc. Zool. Soc. Lond. p. 681 (1880).

Ocrasa tenuis RAGONOT, Ann. Soc. Ent. Fr. p. 41 (1891).

Herculia tenuis HAMPSON, Faun. Brit. Ind. Moths, iv, p. 160 (1896).

1 specimen, ? Takao (type)	} In Brit. Mus.
1 " 29-III-1906, Anping (WILEMAN)}	
1 ♂, " 17-IV-1909, Kanshirei (")}	
1 ♀, 9-VIII-1904, Takao (WILEMAN)}	} In Coll. WILEMAN (London).
1 ♂, 10-V -1906, Tainan (")}	

Loc. Distr.: Takao; Anping; Tainan; Kanshirei.

Gen. Distr.: Brazil; Africa; India; Ceylon; Formosa.

158. *Herculia anpingialis* STRAND (Pl. V, f. 16)

Pyralis anpingialis STRAND, Entom. Mitteil. viii (1/3), p. 56 (1919).

3 specimens, Anping (includ. type) In Deut. Ent. Inst. (Berlin).

1 ♂, 7-V-1926, Baibara (KIKUCHI) In Ent. Mus. (Sapporo).

Loc. Distr.: Anping; Baibara.

Gen. Distr.: Formosa.

159. *Herculia rudis* MOOR. (Pl. VI, f. 32)*Stemmatophora rudis* MOORE, Lep. Atk. p. 205 (1888).*Orthopygia rudis* RAGONOT, Ann. Soc. Ent. Fr. p. 32 (1891).*Herculia rudis* HAMPSON, Faun. Brit. Ind. Moths, iv, p. 160 (1896).

1 ♀, VI-1919, Karenko (OHKUNI) In Ent. Mus. (Sapporo).

1 ♀, 24-VIII-1908, Arisan (WILEMAN) In Coll. WILEMAN (London).

Loc. Distr.: Arisan; Karenko.**Gen. Distr.:** India; Formosa.**160. *Herculia castanealis* sp. nov.** (Pl. VI, f. 23)

♂. Palpi castaneous. Head lurid, tinged with castaneous at front. Antenna brownish. Thorax lurid, slightly tinged with castaneous at the shoulder. Wings brownish lurid; a dark yellowish antemedial line, nearly straight; postmedial line dark yellow, forming an elongate patch at costa, very slightly bent inwardly below vein 2; some dark yellowish specks at costa between ante- and postmedial lines; cilia concolorous, at the basal half castaneous. Hind wing with pale ante- and postmedial lines, nearly parallel; cilia like those of the fore wing. Abdomen brownish lurid, tinged with reddish towards the extremity. Undersurface of the wings somewhat paler; lines on the fore wing indistinct; costa ornamented with dark yellowish specks between the base and postmedial line. Legs ochraceous; femora suffused with castaneous. (See Pl. I, f. 25; Pl. I.I, f. 11).

Expanse of wings 25 mm.

1 ♂, July, 1919, Karenko (T. OHKUNI). In Coll. Ent. Mus. (Sapporo).

161. *Herculia jezoensis* SHIB.*Herculia jezoensis* SHIBUYA, Jour. Facul. Agr. Hok. Imp. Univ. vol. xxi, pt. 4, p. 168, pl. III, f. 14 (1928).

1 ♂, VII-VIII-1919, Karenko (OHKUNI) In Ent. Mus. (Sapporo).

Loc. Distr.: Karenko.**Gen. Distr.:** Japan; Formosa.**162. *Herculia albifimbrialis* HAMPSON.** (Pl. VI, f. 15)*Herculia albifimbrialis* HAMPSON, Ann. Mag. Nat. Hist. (7) xvii, p. 264 (1906).

1 ♀, ?-VII-1919, Karenko (OHKUNI) } In Ent. Mus. (Sapporo).
 1 ♀, 11-VII-1925, Tamapo (UCHIDA) }

Loc. Distr.: Karenko; Tamapo.

Gen. Distr.: China; Formosa.

163. *Herculia pelasgalis* Wlk.

Pyralis pelasgalis WALKER, Cat. Lep. Het. B. M. xvii, p. 269 (1859).

Orthopygia pelasgalis RAGONOT, Ann. Soc. Ent. Fr. p. 31 (1891).

Herculia pelasgalis HAMPSON, Trans. Ent. Soc. Lond. p. 520 (1896).

Herculia marthalis STRAND (nec Wlk.), Entom. Mitteil. viii (1/3), p. 58 (1919).

Herculia igniflualis Wlk. f. *angusti* STRAND, l. c. p. 59 (1919).

1 ♀, VII-1912, Pilam (SAUTER)

1 ♀, VIII-1919, Kosempo (type of *angusti* STRAND) } In Deut. Ent. Inst. (Berlin).

Loc. Distr.: Pilam; Kosempo.

Gen. Distr.: China; Corea; Japan; Formosa.

164. *Herculia sokutsensis* STRAND

Herculia sokutsensis STRAND, Entom. Mitteil. viii (1/3), p. 59 (1919).

1 ♂, 9-V-1912, Sokutsu (type) In Deut. Ent. Inst. (Berlin).

Loc. Distr.: Sokutsu.

Gen. Distr.: Formosa.

165. *Herculia nanalis* WLMN.

Pyralis nanalis WILEMAN, Trans. Ent. Soc. Lond. p. 369 (1911).

Endotricha ruficosta WILEMAN et SOUTH, Entom. L. p. 175 (1917).

1 ♂, 22-VII-1904, Tainan (type of *ruficosta* WLMN. et SOUTH)

In Coll. WILEMAN (London).

Loc. Distr.: Tainan.

Gen. Distr.: Japan; Formosa.

166. *Herculia suffusalis* Wlk.

Pyralis suffusalis WALKER, Cat. Lep. Het. B. M. xxxiv, p. 1235 (1865).

Herculia suffusalis SWINHOE, Trans. Ent. Soc. Lond. p. 221 (1890).

Herculia igniflualis STRAND (nec Wlk.), Entom. Mitteil. viii (1/3), p. 59 (1919).

- ♀, 1919, Kosempo (SAUTER) In Deut. Ent. Inst. (Berlin).
- | | |
|-------------------------------------|------------------------------|
| 1 ♀, 19-V-1907, Kanshirei (WILEMAN) | } In Brit. Mus. |
| 1 ♂, 17-IV-1906, " (") | |
| 1 ♂, 8-IX-1905, Tainan (") | |
| 2 ♂, 5-V-1907, Formosa (") | |
| 1 ♂, 2-VI-1907, " (") | |
| 1 ♂, 8-X-1905, Tainan (WILEMAN) | } In Coll. WILEMAN (London). |
| 1 ♀, 9-V-1907, Kanshirei (") | |
| 1 ♀, 3-V-1908, " (") | |
| 1 ♀, 4-V-1907, " (") | |

Loc. Distr.: Kosempo; Kanshirei; Tainan.

Gen. Distr.: India; Formosa.

167. *Herculia ignefimbrialis* HMPSN. (Pl. VI, f. 7)

Herculia ignefimbrialis HAMPSON, Ann. Mag. Nat. Hist. (7) xvii, p. 263 (1906).

- 1 ♂, X-1909, Arikan (SAUTER) In Zool. Mus. (Berlin).
- | | |
|------------------------------------|---------------------------|
| 1 ♀, 20-VII-1919, Karenko (OHKUNI) | } In Ent. Mus. (Sapporo). |
| 2 ♂, 14-VI-1926, Baibara (KIKUCHI) | |
| 2 ♂, 21-VII-1925, " (UCHIDA) | |

Loc. Distr.: Arikan; Baibara; Karenko.

Gen. Distr.: India; Formosa.

168. *Herculia taiwanalis* sp. nov. (Pl. VI, f. 30)

♂. Palpi castaneous, paler towards the tips. Head stramineous. Antenna sanguineous. Thorax brown. Wings sanguineous, with a slightly excurved antemedial line, a short black line at the discocellulars; a yellowish postmedial line bent outwardly at the middle; six yellow specks at costa between ante- and postmedial lines; cilia bright yellow, at the basal one-third sanguineous. Hind wing with a yellow antemedial line, followed by a darker line on its out side, excurved on the costal area; postmedial line yellow, followed by a darker line on its inner side, moderately bent outwardly; cilia as those of the fore wing. Abdomen brownish. Legs lurid; femora and tibiae suffused with sanguineous. (See Pl. I, f. 18; Pl. III, f. 4).

Expanse of wings 17 mm.

A single male specimen was obtained at Taihorin in May, 1910, by H. SAUTER. In Coll. Ent. Mus. (Sapporo).

Genus *Polycampsis* WARR.(Type *longinasus* WARR.)*Polycampsis* WARREN, Ann. Mag. Nat. Hist. (6) xvii, p. 457 (1896); HAMPSON (part), Trans. Ent. Soc. Lond. p. 524 (1896).**169. *Polycampsis longinasus* WARR.***Polycampsis longinasus* WARREN, Ann. Mag. Nat. Hist. (6) xvii, p. 458 (1896).*Hyboloma longinasus* HAMPSON, Trans. Ent. Soc. Lond. p. 525 (1896).

1 ♀, 28-VIII-1908, Arisan (WILEMAN) In Coll. WILEMAN (London).

Loc. Distr.: Arisan.

Gen. Distr.: India; Formosa.

Genus *Sybrida* WLK.(Type *inordinata* WLK.)*Sybrida* WALKER, Cat. Lep. Het. B. M. xxxii, p. 465 (1865); RAGONOT, Ann. Soc. Ent. Fr. p. 72 (1891); HAMPSON (part), Faun. Brit. Ind. Moths, iv, p. 169 (1896); *id.*, Trans. Ent. Soc. Lond. p. 528 (1896).*Paravetta* MOORE, Proc. Zool. Soc. Lond. p. 814 (1865) [type *discinota* MOOR.]; SNELLEN, Trans. Ent. Soc. Lond. p. 557 (1890).*Datanoides* BUTLER, Ent. Mon. Mag. xiv, p. 206 (1878) [type *fasciata* BUTL.].*Xestula* SNELLEN, Rom. Mém. ii, p. 197 (1885) [type *fasciata* BUTL.].**Synopsis of Species**

- a. Fore wing with the postmedial line strongly
excurved above the middle *S. discinota* MOOR.
- b. Fore wing with the postmedial line strongly
oblique inwardly from costa to dorsum *S. inordinata* WLK.

170. *Sybrida discinota* MOOR.*Paravetta discinota* MOORE, Proc. Zool. Soc. Lond. p. 814, pl. 43, f. 3 (1865).

Sybrida discinota RAGONOT, Ann. Soc. Ent. Fr. pp. 73, 74 (1891).

Sacada discinota HAMPSON, Faun. Brit. Ind. Moths, iv, p. 170 (1896).

3 ♂♂, VIII-1908, Arisan (WILEMAN) In Coll. WILEMAN (London).

1 ♂, 21-VII-1908, Arisan (WILEMAN) In Brit. Mus.

Loc. Distr.: Arisan.

Gen. Distr.: India; Formosa.

171. *Sybrida inordinata* Wlk.

Sybrida inordinata WALKER, Cat. Lep. Het. B. M. xxxii, p. 466 (1865).

Sacada inordinata HAMPSON, Faun. Brit. Ind. Moths, iv, p. 169 (1896).

1 ♀, 15-VIII-1926, Baibara (KIKUCHI) In Ent. Mus. (Sapporo).

1 ♂, 27-IV-1908, Kanshirei (WILEMAN) In Brit. Mus.

1 ♂, 4-IX-1907, Kanshirei (WILEMAN) }
 1 ♂, 5-III-1908, " (") } In Coll. WILEMAN (London).
 1 ♀, 7-III-1908, " (") }

Loc. Distr.: Kanshirei; Baibara.

Gen. Distr.: India; Formosa.

Genus *Tocolosida* Wlk.

(Type *rubriceps* Wlk.)

Tocolosida WALKER, Cat. Lep. Het. B. M. xxvii, p. 14 (1863); SNELLEN, Trans. Ent. Soc. Lond. p. 559 (1890); RAGONOT, Ann. Soc. Ent. Fr. p. 76 (1891); HAMPSON, Faun. Brit. Ind. Moths, iv, p. 168 (1896); *id.*, Trans. Ent. Soc. Lond. p. 528 (1896).

172. *Tocolosida rubriceps* Wlk.

Tocolosida rubriceps WALKER, Cat. Lep. Het. B. M. xxvii, p. 14 (1863).

1 ♀, 14-V-1909, Rantaizan (WILEMAN) }
 1 ♀, 20-II-1909, " (") } In Coll. WILEMAN (London).

3 ♂♂, 1 ♀, V-VI-1911, Shisa (SAUTER) In Deut. Ent. Inst. (Berlin).

Loc. Distr.: Rantaizan; Shisa.

Gen. Distr.: India; Borneo; China; Formosa.

Genus *Bostra* Wlk.

(Type *illusella* Wlk.)

Bostra WALKER, Cat. Lep. Het. B. M. xxvii, p. 123 (1863); HAMPSON,

- Faun. Brit. Ind. Moths, iv, p. 175 (1896); *id.*, Trans. Ent. Soc. Lond. p. 533 (1896).
- Plasga* WALKER, *l. c.* 127 (1863) [type *diffusalis* WLK.].
- Arippara* WALKER, Jour. Linn. Soc. Zool. vii, p. 74 (1864) [type *indicator* WLK.].
- Palca* BUTLER, Ann. Mag. Nat. Hist. (5) iv, p. 354 (1879) [type *indicator* WLK.].
- Paredra* SNELLEN, Veth. Midd.-Sumat. iv (1), p. 60 (1880) [type *indicator* WLK.]; RAGONOT, Ann. Soc. Ent. Fr. p. 77 (1891).
- Scotomera* BUTLER, Proc. Zool. Soc. Lond. p. 622 (1881) [type *tristis* BUTL.]; RAGONOT, *l. c.* p. 643 (1892).
- Megalomia* RAGONOT, *l. c.* pp. 23, 35 (1891) [type *angulifascia* MOOR.].
- Comaria* RAGONOT, *l. c.* p. 639 (1892) [type *costanoptera* MOOR.].

173. *Bostra indicator* WLK.

- Arippara indicator* WALKER, Jour. Linn. Soc. Zool. vii, p. 74 (1864).
- Poaphila marginata* WALKER, Cat. Lep. Het. B. M. xxxiii, p. 991 (1865).
- Paleca rufescens* BUTLER, Ann. Mag. Nat. Hist. (5) iv, p. 354 (1879).
- Paredra cogenalis* SNELLEN, Veth. Midd.-Sumat. iv (1), p. 60 (1880).
- Pyralis assamica* MOORE, Lep. Atk. p. 205, pl. 7, f. 5 (1888).
- Paredra marginata* RAGONOT, Ann. Soc. Ent. Fr. p. 78 (1891).
- Bostra marginata* HAMPSON, Faun. Brit. Ind. Moths, iv, p. 176 (1896).
- Bostra indicator* SWINHOE, Cat. Het. Mus. Oxf. ii, p. 435 (1900).
- Bostra bipyra* STRAND, Arch. Natg. 84 (12), p. 190 (1920).

1 ♂, 23-VIII-1908, Kanshirei (WILEMAN)
 1 ♂, 22-IV -1906, " (")
 1 ♀, 8-XI -1908, " (")
 1 ♂, 13-VIII-1904, " (")

In Coll. WILEMAN (London).

1 ♂, 21-IX-1922, Taihoku (TAKEDA)
 1 ♀, ?-VI-1919, Musha (OHKUNI)
 1 ♂, 23-IX-1925, Baibara (KIKUCHI)
 2 ♂♂, 7-V -1926, " (")
 1 ♀, 17-V -1926, " (")

In Ent. Mus. (WILEMAN).

1 ♂, X-1911, Kosempo (type of *bipyra* STRAND) In Deut. Ent. Inst. (Berlin).

Loc. Distr.: Musha; Taihoku; Kanshirei; Takao; Baibara.

Gen. Distr.: India; Borneo; Sumatra; Corea; Japan; Formosa.

Genus *Trebania* RAG.

(Type *flavifrontalis* LEECH)

Trebania RAGONOT, Ann. Soc. Ent. Fr. pp. 627, 645 (1892); HAMPSON,

Faun. Brit. Ind. Moths, p. 174 (1896); *id.*, Trans. Ent. Soc. Lond. p. 531 (1896).

174. *Trebania flavifrontalis* LEECH (Pl. VI, f. 14)

Propachys flavifrontalis LEECH, Entom. xxii, p. 108, pl. v, f. 6 (1889).

Trebania flavifrontalis RAGONOT, Ann. Soc. Ent. Fr. p. 646 (1892).

3 specimens, IV-1910, Horisha (SAUTER) In Deut. Ent. Inst. (Berlin).

1 ♀, 15-VI-1908, Horisha ((WILEMAN) In Coll. WILEMAN (London).

Loc. Distr.: Horisha.

Gen. Distr.: China; Japan; Formosa.

Genus *Propachys* Wlk.

(Type *nigrivena* Wlk.)

Propachys WALKER, Cat. Lep. Het. B. M. xxvii, p. 6 (1863); RAGONOT, Ann. Soc. Ent. Fr. pp. 23, 104 (1891); HAMPSON, Faun. Brit. Ind. Moths, iv, p. 180 (1896); *id.*, Trans. Ent. Soc. Lond. p. 538 (1896).

175. *Propachys nigrivena* Wlk. (Pl. VI, f. 6)

Propachys nigrivena WALKER, Cat. Lep. Het. B. M. xxvii, p. 7 (1863).

1 ♀, 7-V-1911, Kosempo (SAUTER) } In Deut. Ent. Inst. (Berlin).
1 ♂, ? Formosa (") }

1 ♀, 21-VII-1908, Kanshirei (WILEMAN) In Coll. WILEMAN (London).

1 ♀, 10-VIII-1925, Baibara (KIKUCHI) } In Ent. Mus. (Sapporo).
1 ♂, 15-V -1918, Horisha (SUZUKI) }
1 ♂, 23-VII -1906, Shinsha (MATSUMURA) }

Loc. Distr.: Kosempo; Kanshirei; Horisha; Shinsha; Baibara.

Gen. Distr.: India; China; Formosa.

Genus *Orybina* SNELL.

(Type *flaviplaga* Wlk.)

Orybina SNELLEN, Tijd. v. Ent. xxxviii, p. 107 (1895); HAMPSON, Faun. Brit. Ind. Moths, iv, p. 181 (1896); *id.*, Trans. Ent. Soc. Lond. p. 540 (1896).

Oryba WALKER, Cat. Lep. Het. B. M. xxvii, p. 10 (1863) [type *flaviplaga*

WLK.] praeocc.*; RAGONOT, Ann. Soc. Ent. Fr. pp. 19, 95 (1891).

176. *Orybina flaviplaga* Wlk.

Oryba flaviplaga WALKER, Cat. Lep. Het. B. M. xxvii, p. 11 (1863).

Orybina flaviplaga HAMPSON, Faun. Brit. Ind. Moths, iv, p. 181 (1896).

2 ♂♂, 23-VII-1926, Kwantosan (KIKUCHI)
 1 ♂, 26-IV-1917, Funkiko (SHIRAKI)
 1 ♂, 20-VII-1925, Baibara (KIKUCHI)
 2 ♂♂, 12-VI-1916, " (")

In Ent. Mus. (Sapporo).

Loc. Distr.: Kwantosan; Baibara; Funkiko.

Gen. Distr.: India; Formosa.

Genus *Loryma* Wlk.

(Type *sentiusalis* Wlk.)

Loryma WALKER, Cat. Lep. Het. B. M. xix, p. 890 (1859); HAMPSON, Faun. Brit. Ind. Moths, iv, p. 183 (1896); *id.*, Trans. Ent. Soc. Lond. p. 541 (1896).

Beria WALKER, Jour. Linn. Soc. Zool. vii, p. 61 (1864) [type *recusata* Wlk.].

Tauba WALKER, Cat. Lep. Het. B. M. xxxv, p. 1766 (1866) [type *recusata* Wlk.].

Ulotrichodes RAGONOT, Ann. Soc. Ent. Fr. p. 58 (1891) [type *sentiusalis* Wlk.].

177. *Loryma recusata* Wlk. (Pl. VI, f. 10)

Beria recusata WALKER, Jour. Linn. Soc. Zool. vii, p. 62 (1864).

Tauba venosella WALKER, Cat. Lep. Het. B. M. xxxv, p. 1767 (1866).

Loryma venosella MOORE, Lep. Ceyl. iii, p. 377 (1885).

Loryma recusata HAMPSON, Faun. Brit. Ind. Moths, iv, p. 183 (1896).

1 ♂, 15-VIII-1904, Takao (WILEMAN)
 1 ♂, 27-IV-1907, Kanshirei (")
 1 ♂, 27-IX-1905, " (")

In Coll. WILEMAN (London).

1 ♂, VI-1919, Musha (OHKUNI) In Ent. Mus. (Sapporo).

Loc. Distr.: Kanshirei; Takao; Musha.

Gen. Distr.: India; Ceylon; Borneo; Singapore; Formosa.

*Previously used for a genus of *Lepidoptera* in 1856 by WALKER.

Genus *Melanalis* HMPSN.(Type *perfusca* HMPSN.)*Melanalis* HAMPSON, Ann. Mag. Nat. Hist. (7)xvii, p. 359 (1906).**178. *Melanalis flavalis* HMPSN.***Bostra flavalis* HAMPSON, Ann. Mag. Nat. Hist. (8)xix, p. 93 (1917).

1 ♂, 16-IV-1906, Kanshirei (type)	} In Brit. Mus.
1 ♂, 13-IV-1906, " (WILEMAN)	

Loc. Distr.: Kanshirei.

Gen. Distr.: Formosa.

Genus *Tegulifera* SAALM.(Type *rubicundalis* SAALM.)*Tegulifera* SAALMÜLLER, Ber. Senck. Ges. p. 305 (1880); RAGONOT, Ann. Soc. Ent. Fr. p. 641 (1892); HAMPSON, Faun. Brit. Ind. Moths, iv, p. 152 (1896); *id.*, Trans. Ent. Soc. Lond. p. 510 (1896).**179. *Tegulifera erythrolepia* HMPSN.***Spectrotrota erythrolepia* HAMPSON, Ann. Mag. Nat. Hist. (6) xviii, p. 134 (1916).*Spectrotrota catena* WILEMAN et SOUTH, Entom. L, p. 127 (1917).

1 ♀, 7-VIII-1908, Arisan (type of <i>erythrolepia</i> HMPSN.)	} In Coll. WILEMAN (London).
1 ♂, 21-VIII-1908, Arisan (type of <i>catena</i> WLMN. et SOUTH)	
1 ♀, 8-VIII-1908, " (WILEMAN)	
1 ♀, 10-VIII-1908, " (")	

Loc. Distr.: Arisan.

Gen. Distr.: Formosa.

Genus *Curena* WLK.(Type *externalis* WLK.)*Curena* WALKER, Cat. Lep. Het. B. M. xxxiv, p. 1253 (1865); HAMPSON, Trans. Ent. Soc. Lond. p. 516 (1896).

180. *Curena costipunctata* sp. nov. (Pl. VI, f. 18)

♂. Palpi, head and thorax lurid. Antenna brownish. Fore wing with the basal and middle areas lurid, the former suffused with fuscous, followed by a paler antemedial line which is slightly excurved; a black discocellular speck; partly with some blackish scales on the dorsal area; terminal area sanguineous, deeply suffused with blackish scales, edged with a pale postmedial line on the inner side, which is slightly oblique outwardly; a numerous black and stramineous specks at costa between ante- and postmedial lines; cilia dark fuscous, whitish at the tips and traversed by a pale brownish vinaceous band at the middle. Hind wing lurid, scattered with blackish scales; with nearly parallel blackish ante- and postmedial lines, followed by a paler line on the inner side of the former and on the outer side of the latter, being somewhat curved outwardly; cilia like those of the fore wing. Abdomen lurid. Undersurface of the wings castaneous, scattered with blackish scales, paler towards the basal and inner areas of the hind wing; fore wing at costa with a numerous black and stramineous specks between base and postmedial line; markings of the wings as those of the uppersurface. Legs fulvous; tarsi fuscous, at the extremity of each joint paler. (See Pl. I, f. 22; Pl. III, f. 8).

Expanse of wings 20 mm.

One female, July 11, 1925, Ibaho (T. UCHIDA). In Coll. Ent. Mus. (Sapporo).

HYDROCAMPINÆ

Synopsis of Genera

A. Palpi upturned.

a. Palpi with the 3rd joint long and acuminate.

a¹. Frons rounded and not prominent.

a². Maxillary palpi filiform and of moderate length.

a³. Hind wing with the outer margin evenly rounded.

a⁴. Antennae with the shaft smooth.

a⁵. Fore wing with veins 4, 5 separated from one another

PELENA

b⁵. Fore wing with veins 4, 5 closely

- approximated towards the origin MASSEPHA
- b⁴. Antennae with the shaft annulate.
- a⁵. Fore wing with vein 3 from cell CATACLYSTA
- b⁵. Fore wing with veins 3, 4 stalked EUGAURIA
- b³. Hind wing with the outer margin excised towards the anal angle.
- a⁴. Palpi with no sharp tuft at the end of the 2nd joint in front AMBIA
- b⁴. Palpi with a sharp tuft at the end of the 2nd joint in front THYSANOIDMA
- b². Maxillary palpi long and dilated with scales at the extremities.
- a³. Hind wing with the outer margin evenly rounded NYMPHULA
- b³. Hind wing with the outer margin excised below the apex and lobed at the middle OLIGOSTIGMA
- b¹. Frons produced to a rounded prominence; maxillary palpi minute; hind wing with vein 7 from before the end of cell CYMORIZA
- b. Palpi with the 3rd joint short and blunt.
- a¹. Palpi with a small triangular tuft in the front of the 3rd joint.
- a². Hind wing with the outer margin slightly angled at the middle SYMPHONIA
- b². Hind wing with the outer margin excised below the apex and lobed at vein 5, or rounded AULACODES
- b¹. Palpi with the 3rd joint naked.
- a². Fore wing with veins 3, 4 stalked.
- a³. Fore wing with vein 3 from well before angle of cell STEGOTHYRIS
- b³. Fore wing with vein 2 from angle of cell STREPSINOMA
- b². Fore wing with veins 3, 4, 5 from cell.
- a³. Antennae with the shaft annulate BRADINA
- b³. Antennae with the shaft smooth.
- a⁴. Abdomen of normal length.
- a⁵. Antennae of male with sinuations and tufts, and fasciculate before the tufts, serrate after them, or serrate throughout PILETOCERA

- b⁵. Antennae of the male simply ciliated AEDIODINA
 b⁴. Abdomen very long, especially in the male ... DECTIGASTER
- B. Palpi porrect.
- a. Palpi from one to two times the length of head.
- a¹. Palpi triangularly scaled, the 3rd joint hidden
 by hair.
- a². Hind wing with vein 4 absent DIATHRAUSTA
- b². Hind wing with veins 4, 5 closely approxi-
 mated for a short distance.
- a³. Fore wing long and narrow; vein 3 from
 angle of cell STENIA
- b³. Fore wing subtriangular, with vein 3
 from angle of cell DAULIA
- c². Hind wing with veins 4, 5 not approxi-
 mated towards the origin.
- a³. Maxillary palpi dilated with scales PSAMMOTIS
- b³. Maxillary palpi filiform MABRA
- b¹. Palpi straight and fringed with long hair be-
 low the 3rd joint, prominent.
- a³. Maxillary palpi filiform TALANGA
- b³. Maxillary palpi triangularly scaled PARTHENODES
- b. Palpi projecting three times the length of head,
 and straight CAMPTOMASTIX

Genus *Nymphula* SCHRK.

(Type *nymphaeata* LINN.)

- Nymphula* SCHRANCK, Faun. Boica, II (2), p. 162 (1802); TREITSCHKE,
 Schmett. Eur. vii, p. 127 (1829); MOORE, Lep. Ceyl. iii, p. 304
 (1885); MEYRICK, Trans. Ent. Soc. Lond. p. 465 (1890); *id.*,
 Brit. Lep. p. 402 (1895); HAMPSON, Faun. Brit. Ind. Moths,
 ix, p. 191 (1896); *id.*, Trans. Ent. Soc. Lond. p. 138 (1897).
- Hydrocampa* LATREILLE, Fam. Nat. Anim. p. 478 (1825) [type *nymphaeata*
 LINN.]; GUENÉE, Delt. et Pyr. p. 273 (1854); MEYRICK, Trans.
 Ent. Soc. Lond. p. 465 (1890); *id.*, Brit. Lep. p. 403 (1895).
- Parapoynx* HUEBNER, Verz. Schmett. p. 362 (1826) [type *stratitotata* LINN.];
 STEPHENS, Ill. Brit. Ent. Haust. iv, p. 41 (1834); GUENÉE, *l. c.*
 p. 268 (1854); WALKER, Cat. Lep. Het. B. M. xvii, p. 452
 (1859); LEDERER, WIEN. Ent. Mon. vii, p. 452 (1863); MOORE,

Lep. Ceyl. iii, p. 301 (1885).

Synclita LEDERER, *l. c.* p. 448 (1863) [type *gurgitalis* LED.].

Nymphaeella GROTE, N. Am. Ent. I, p. 97 (1880) [type *maculalis* CLEM.].

Hygraula MEYRICK, Trans. N. Z. Inst. xvii, p. 129 (1885) [type *nitens* BUTL.].

Metoecca WARREN, Ann. Mag. Nat. Hist. (6) xvii, p. 145 (1896) [type *foedalis* GN.].

Kasamia KRULIKOVSKY, Rev. Russ. Ent. ix, p. 316 (1909) [type *arundinalis* EV.].

Synopsis of Species

- A. Lines on the fore wing brown or fuscous.
- a. Fore wing very narrow *N. fluctuosalis* ZELL.
 - b. Fore wing of normal width.
 - a¹. Fore wing with ante- and postmedial lines only *N. definitalis* STRAND
 - b¹. Fore wing with more than two lines.
 - a². Hind wing without lines *N. nigra* WARR.
 - b². Hind wing with lines.
 - a³. Hind wing with broad basal and medial black fasciae *N. foedalis* GN.
 - b³. Hind wing lacking a medial black fascia.
 - a⁴. Fore wing with a medial line.
 - a⁵. Very small in size; fore wing with a large white-centred dot on the costal area below the lower angle of cell; hind wing with a small white-centred dot just beyond the discocellulars *N. enixalis* SWINH.
 - b⁵. Larger in size in comparison with *N. enixalis* SWINH.; both wings without a white-centred dot below the lower angle of cell and beyond the discocellulars *N. turbata* BUTL.
 - b⁴. Fore wing lacking a middle line; postmedial line very highly excurved from costa to vein 2 *N. uxorialis* STRAND
- B. Lines on the fore wing ochraceous or yellowish.
- a. Fore wing with a black dot on the basal area.

- a¹. Both wings narrow; fore wing with a short black line at the discocellulars; hind wing with ochraceous lines *N. depunctalis* GN.
- b¹. Both wings broad; no discocellular black line; lines on the hind wing blackish; hind wing with a large black dot below the lower angle of cell *N. hampsoni* SOUTH
- b. Fore wing lacking a black dot on the basal area *N. diminutalis* SNELL.

181. *Nymphula nigra* WARR.

Nymphula nigra WARREN, Ann. Mag. Nat. Hist. (6) xviii, p. 220 (1896).

1 ♀, 28-IV-1908, Kanshirei (WILEMAN) } In Brit. Mus.
1 ♂, 26-VII-1908, " (") }

Loc. Distr.: Kanshirei.

Gen. Distr.: India; Formosa.

182. *Nymphula hampsoni* SOUTH (Pl. VI, f. 26)

Trichophysetis hampsoni SOUTH, Trans. Ent. Soc. Lond. p. 420, pl. xiv, f. 28 (1901).

1 ♂, XI-1910, Taihorin, (SAUTER) In Zool. Mus (Berlin).

1 ♂, 7-IV-1921, Ako (HIRAYAMA) In Ent. Mus. (Sapporo).

Loc. Distr.: Taihorin; Ako.

Gen. Distr.: China; Formosa.

183. *Nymphula foedalis* GN.

Isopteryx foedalis GUENÉE, Delt. et Pyr. p. 228, pl. 4, f. 7 (1854).

Isopteryx tenellalis GUENÉE, *l. c.* p. 228 (1854).

Isopteryx ? *leucothoalis* WALKER, Cat. Lep. Het. B. M. xvii, p. 400 (1859).

Zebronia oethonalis WALKER, *l. c.* p. 484 (1859).

Hydrocampta scitalis LEDERER, Wien. Ent. Mon. vii, pp. 451, 483 (1863).

Physematia epispila MEYRICK, Trans. Ent. Soc. Lond. p. 257 (1886).

Pterygisus foedalis MEYRICK, *l. c.* p. 227 (1887).

Nymphula foedalis HAMPSON, Faun. Brit. Ind. Moths, iv, p. 192 (1896).

Metocca foedalis WARREN, Ann. Mag. Nat. Hist. (6) xvii, p. 145 (1896).

1 specimen, 11-VIII-1904, Takao (WILEMAN)
 1 " 6-IV -1906, Tainan (")
 1 " 4-IV -1907, " (")
 1 " 17-VIII-1907, Arisan (")
 1 " 9-III -1908, Kanshirei (")

In Coll. WILEMAN (London).

2 ♂♂, III -1909, Tainan (SAUTER)
 1 ♀, VIII-1909, Taihorin (")
 1 ♂, X -1909, Arikan (")

In Zool. Mus. (Berlin).

6 specimens, 1911-12, Kosempo, Suishario, Taihorin (SAUTER) { In Deut. Ent.
 Inst. (Berlin).

Loc. Distr.: Tainan; Arikan; Kanshirei; Takao; Kosempo; Suishario; Arisan; Taihorin.

Gen. Distr.: India; Ceylon; Java; Borneo; Singapore; Philippines; U.S.A.; China; Formosa; Japan.

184. *Nymphula defnitalis* STRAND

Nymphula defnitalis STRAND, Entom. Mitteil. viii (1/3), p. 61 (1919).

1 ♂, X-1911, Suishario (type) } In Deut. Ent. Inst. (Berlin).
 1 ♀, " " " }

Loc. Distr.: Suishario.

Gen. Distr.: Formosa.

185. *Nymphula turbata* BUTL.

Paraponyx turbata BUTLER, Trans. Ent. Soc. Lond. p. 586 (1881).

Parthenodes sutschana HAMPSON, Trans. Ent. Soc. Lond. p. 384 (1900).

1 specimen, 1-V -1906, Tapari (WILEMAN)
 1 " 10-III-1907, Tainan (")
 1 " 13-III-1907, " (")
 1 " 21-III-1907, " (")
 1 " 31-III-1907, " (")

In Brit. Mus.

1 ♀, III-1909, Tainan (SAUTER) In Zool. Mus. (Berlin).

Loc. Distr.: Tainan; Tapari.

Gen. Distr.: Amur; China; Corea; Japan; Formosa.

186. *Nymphula enixalis* SWINH. (Pl. VI, f. 3)

Isopteryx enixalis SWINHOE, Proc. Zool. Soc. Lond. p. 869 (1885).

Cymoriza linealis MOORE, Lep. Atk. p. 210 (1888).

1 ♂, 15-VIII-1923, Taihoku (SONAN) In Ent. Mus. (Sapporo).

2 ♀♀, ? Taihorin (SAUTER) In Zool. Mus. (Berlin).

1 specimen, ?-IV-1906, Kanshirei (WILEMAN)
 1 " 24-IV-1906, Tainan (")
 1 " 14-III-1907, " (")
 1 " 26-III-1907, " (")

In Brit. Mus.

Loc. Distr.: Taihoku; Tainan; Taihorin; Kanshirei.

Gen. Distr.: India; Japan; Formosa.

187. *Nymphula diminutalis* SNELL.

Parapoynx diminutalis SNELLEN, Tijd. v. Ent. xxiii, p. 242 (1880); *id.*, l. c. xxvii, p. 48, pl. 5, f. 1 (1884).

Nymphula diminutalis MEYRICK, Trans. Ent. Soc. Lond. p. 470 (1894).

3 specimens, 10-VIII-1904, Takao (WILEMAN)	} In Brit. Mus.
1 specimen, 27-VII-1904, " (")	
1 " 9-VIII-1904, " (")	
1 " 26-VIII-1904, " (")	
1 " 29-VIII-1904, " (")	
1 " 4-IX-1904, " (")	
1 " 26-VIII-1906, " (")	
1 " 13-IX-1905, Tainan (")	
1 " 19-IX-1905, " (")	
1 " 15-X-1905, " (")	
1 ♀, 11-VI-1904, Tainan (WILEMAN)}	} In Coll. WILEMAN (London).
1 ♀, 7-VIII-1904, " (")	
1 ♂, 24-X-1909, Arikan (SAUTER)}	} In Zool. Mus. (Berlin).
1 ♂, ?	

Loc. Distr.: Arikan; Takao; Tainan.

Gen. Distr.: India; Ceylon; Java; China; Formosa.

188. *Nymphula fluctuosalis* ZELL.

Nymphula fluctuosalis ZELLER, Lep. Microp. Caffr. p. 27 (1852).

Parapoynx linealis GUENÉE, Delt. et Pyr. p. 271 (1854).

Oligostigma chrysippusalis WALKER, Cat. Lep. Het. B. M. xvii, p. 432 (1859).

Oligostigma obitalis WALKER, l. c. p. 432 (1859).

Parapoynx aptalis LEDERER, Wien. Ent. Mon. vii, pp. 452, 485 (1863).

Oligostigma curta BUTLER, Ent. Mon. Mag. xv, p. 270 (1879).

Parapoynx fluctuosalis HAMPSON, Ill. Typ. Sp. Het. B. M. viii, p. 40 (1891).

1 specimen, ? Takao (MOORE Coll.)	} In Brit. Mus.
2 specimens, ? " (HOBSON)	
1 specimen, 8-VIII-1904, " (WILEMAN)	
1 " 9-VIII-1904, " (")	
1 " 10-VIII-1904, " (")	
1 " 2-IX-1904, " (")	
1 " 11-IX-1904, " (")	
1 " 15-VI-1906, " (")	
1 " 9-VIII-1905, Kanshirei (")	
1 ♂, 8-VIII-1904, Takao (WILEMAN)}	
1 ♂, 1-VI-1906, Tainan (")	

1 ♂, IX-1909, Arikan (SAUTER)	} In Deut. Ent. Inst. (Berlin).
3 ♂ ♂, X-1911, Suishario (")	
7 ♀ ♀, X-1911, " (")	
2 ♀ ♀, II-1912, " (")	
1 ♂, X-1911, Kosempo (")	
2 specimens, Taihorin (SAUTER)	In Zool. Mus. (Berlin).
2 ♂ ♂, 1925, Baibara (KIKUCHI)	In Ent. Mus. (Sapporo).

Loc. Distr.: Takao; Tainan; Kanshirei; Kosempo; Arikan; Suishario; Taihorin.

Gen. Distr.: India; Ceylon; Japan; Formosa.

189. *Nymphula depunctalis* GN. (Pl. VI, f. 11)

Hydrocampa depunctalis GUENÉE, Delt. et Pyr. p. 274 (1854).

Nymphula stagnalis ZELLER, Lep. Microp. Caffr. p. 26 (1852) praeocc.

Zebronia ? decussalis WALKER, Cat. Lep. Het. B. M. xvii, p. 481 (1859).

Parapohnx stagnalis LEDERER, Wien. Ent. Mon. vii, p. 452 (1863).

Parapohnx decussalis MEYRICK, Trans. Ent. Soc. Lond. p. 433 (1885).

Nymphula depunctalis MOORE, Lep. Ceyl. iii, p. 305 (1886).

Parapohnx dianalis SCHAUS, Proc. U. S. Nat. Mus. xxx, p. 137 (1906).

1 specimen, 7-VIII-1904, Takao (WILEMAN)	} In Brit. Mus.
1 " 18-VIII-1904, " (")	
1 " 5-IX -1904, " (")	
1 " 14-VIII-1906, " (")	
1 " 25-V -1908, Banshorio (")	
1 specimen, 16-VIII-1905, Kanshirei (WILEMAN)	} In Coll. WILEMAN (London).
1 " 3-V -1908, " (")	
1 ♀, X-1911, Suishario (SAUTER)	In Deut. Ent. Inst. (Berlin).
1 ♀, 16-V-1921, Taito (SHIRAKI)	In Ent. Mus. (Sapporo).

Loc. Distr.: Takao; Taito; Kanshirei; Suishario; Banshorio.

Gen. Distr.: India; Burma; Borneo; Java; Sumatra; Formosa.

190. *Nymphula uxorialis* STRAND

Nymphula uxorialis STRAND, Entom. Mitteil. viii (4/6), p. 102 (1919).

1 ♂, V-1911, Anping (type) }	} In Deut. Ent. Inst. (Berlin).
1 ♂, V-1911, " (SAUTER)	

Loc. Distr.: Anping.

Gen. Distr.: Formosa.

Genus *Cataclysta* HBN.

(Type *lemnata* LINN.)

Cataclysta HUEBNER, Verz. Schmett. p. 363 (1826); STEPHENS, Ill. Brit.

Ent. Haust. iv, p. 39 (1834); HERRICH-SCHAEFFER, Syst. Schmett. Eur. iv, p. 7 (1848); GUENÉE, Delt. et Pyr. p. 263 (1854); WALKER, Cat. Lep. Het. B. M. xvii, p. 435 (1859); LEDERER, Wien. Ent. Mon. vii, p. 453 (1863); MOORE, Lep. Ceyl. iii, p. 299 (1885); MEYRICK, Trans. Ent. Soc. Lond. p. 466 (1890); HAMPSON, Faun. Brit. Ind. Moths, iv, p. 196 (1896); *id.*, Trans. Ent. Soc. Lond. p. 147 (1897).

Chrysendeton GROTE, Papil. I, p. 16 (1881) [type *medicinalis* GROTE].

Synopsis of Species

- a. Fore wing with the middle area white, scattered with fuscous scales; subterminal fascia interrupted at vein 2 *C. blandialis* Wlk.
 b. Fore wing with the middle area concolorous with the rest of the wing; subterminal fascia not interrupted at vein 2 *C. angulata* Moor.

191. *Cataclysta blandialis* Wlk.

Cataclysta blandialis WALKER, Cat. Lep. Het. B. M. xvii, p. 448 (1859).

Cataclysta patnalis FELDER et ROGENHOFER, Reis. Novara, Lep. pl. 136, f. 7 (1874).

Cataclysta cuneifera MOORE, Lep. Ceyl. iii, p. 300, pl. 179, f. 14 (1885).

Cataclysta bombayensis SWINHOE et COTES, Cat. Moths of Ind. p. 651 (1889).

Cataclysta junctalis HAMPSON, Ill. Typ. Sp. Het. B. M. viii, p. 140, pl. 155, f. 24 (1891).

Cataclysta mesorpha MEYRICK, Trans. Ent. Soc. Lond. p. 10 (1894).

Anydraula xanthobathra MEYRICK, *l. c.* p. 474 (1894).

Cataclysta perirrorata HAMPSON, Ann. Mag. Nat. Hist. (8) xix, p. 374 (1917).

1 ♂, 17-VIII-1904, Takao (WILEMAN)
 1 ♀, 13-VIII-1904, " (")
 1 ♂, 12-VIII-1904, " (")
 1 ♀, 15-VI -1906, Kanshirei (")
 1 ♀, 16-IX -1906, " (")
 1 ♂, 10-VI -1906, " (")
 1 ♂, 22-VI -1908, " (")
 1 ♂, 16-VI -1909, Formosa (")

In Brit. Mus.

1 ♂, 13-VIII-1904, Kanshirei (WILEMAN)
 1 ♀, 12-VI -1906, " (")

In Coll. WILEMAN (London).

3 specimens, ? Taihorin, Arikan (SAUTER)

In Zool. Mus. (Berlin).

Loc. Distr.: Takao; Kanshirei; Taihorin; Arikan.

Gen. Distr.: India; Ceylon; Borneo; Formosa.

192. *Cataclysta angulata* MOOR. (Pl. VI, f. 19)

Cataclysta angulata MOORE, Lep. Ceyl. iii, p. 300, pl. 181, f. 12 (1885).

1 ♀, 10-III-1907, Tainan (WILEMAN) In Brit. Mus.

1 ♂, V-1919, Musha (OHKUNI) In Ent. Mus. (Sapporo).

Loc. Distr.: Musha; Tainan.

Gen. Distr.: Ceylon; Formosa.

Genus *Symphonia* HMPSN.

(Type *multipictalis* HMPSN.)

Symphonia HAMPSON, Faun. Brit. Ind. Moths, iv, p. 198 (1896); *id.*, Trans. Ent. Soc. Lond. p. 153 (1897).

193. *Symphonia trivitalis* WARR.

Bocchoris trivitalis WARREN, Ann. Mag. Nat. Hist. (6) xvi, p. 302 (1895).

Synclera fenestralis WARREN, *l. c.* (6) xvii, p. 105 (1896).

1 ♂, 19-IV-1906, Kanshirei (WILEMAN).

Loc. Distr.: Kanshirei.

Gen. Distr.: India; Ceylon; Formosa.

Genus *Eugauria* SNELL.

(Type *albidentata* HMPSN.)

Eugauria SNELLEN, Tijd. v. Ent. 43, p. 290 (1901).

94. *Eugauria albidentata* HMPSN.

Cataclysta albidentata HAMPSON, Trans. Ent. Soc. Lond. p. 153 (1897).

Eugauria compactalis SNELLEN, Tijd. v. Ent. 43, p. 291, pl. 16, f. 10 (1901).

1 ♂, 18-IV-1908, Kanshirei (WILEMAN) In Brit. Mus.

Loc. Distr.: Kanshirei.

Gen. Distr.: Java; Formosa.

Genus *Cymoriza* GN.(Type *irrectalis* GN.)

Cymoriza GUENÉE, Delt. et Pyr. p. 271 (1854); WALKER, Cat. Lep. Het. B. M. xvii, p. 455 (1859); LEDERER, Wien. Ent. Mon. vii, p. 453 (1863); MOORE, Lep. Ceyl. iii, p. 302 (1885); HAMPSON, Faun. Brit. Ind. Moths, iv, p. 200 (1896); *id.*, Trans. Ent. Soc. Lond. p. 156 (1897).

Synopsis of Species

- a. Fore wing with a large longitudinal white bar in the cell *C. interruptalis* WLMN. et SOUTH
- b. Fore wing lacking a white bar in the cell.
- a¹. Both wings with each postmedial band divided into two short white bars *C. taiwanalis* SHIB. (sp. nov.)
- b¹. Both wings with each postmedial band divided into five or six white dots or bars *C. irrectalis* GN.

195. *Cymoriza irrectalis* GN. (Pl. V, f. 1)

Cymoriza irrectalis GUENÉE, Delt. et Pyr. p. 272 (1854).

1 ♂, X-1918, Arisan (SONAN) In Ent. Mus. (Sapporo).

Loc. Distr.: Arisan.

Gen. Distr.: India; Formosa.

196. *Cymoriza interruptalis* WLMN. et SOUTH

Ambia interruptalis WILEMAN et SOUTH, Entom. L, p. 175 (1917).

1 ♂, 22-III-1907, Tainan (type) } In Coll. WILEMAN (London).
1 ♂, 26-IV-1907, " (WILEMAN)}

Loc. Distr.: Tainan.

Gen. Distr.: Formosa.

197. *Cymoriza taiwanalis* sp. nov. (Pl. V, f. 9)

♂. Palpi and antenna pale brown. Head white. Thorax brown,

mixed with white scales. Fore wing fuscous, powdered with ochraceous scales; an antemedial series of white spots; a white discocellular spot; a broad white postmedial band divided into three patches, the middle one being the smallest; a subterminal series of white spots; those spots on the dorsal area larger. Hind wing concolorous with the fore wing, basal and terminal areas more ochraceous; some white marks on the basal area; a white discocellular spot edged with black; two broad postmedial patches, one of which is situated on the costal area, and the other on the basal area, both being edged with fuscous; two indistinct small white spaces between the patches; a very narrow white subterminal band interrupted by fuscous at veins and edged with fuscous. Cilia of wings fuscous, paler at the bases and tips. Abdomen whitish, suffused with fuscous at the extremity of each segment. Pectus and legs whitish, the latter slightly tinged with brown. (See Pl. I, f. 16; Pl. III, f. 2).

Expanse of wings 30 mm.

1 ♂, April 26, 1917, Funkiko (T. SHIRAKI). In Coll. Ent. Mus. (Sapporo).

Genus *Thysanoidma* HMPSN.

(Type *octalis* HMPSN.)

Thysanoidma HAMPSON, Ill. Typ. Sp. Het. B. M. viii, p. 142 (1891); *id.*, Faun. Brit. Ind. Moths, iv, p. 202 (1896); *id.*, Trans. Ent. Soc. Lond. p. 157 (1897).

198. *Thysanoidma cctalis* HMPSN.

Thysanoidma octalis HAMPSON, Ill. Typ. Sp. Het. B. M. viii, p. 142, pl. 156, f. 19 (1891).

1 ♀, 24-V -1904, Kanshirei (WILEMAN)	} In Brit. Mus.
1 ♀, 16-VIII-1905, " (")	
1 ♂, 30-V -1908, " (")	
1 ♀, 17-VIII-1905, Kanshirei (WILEMAN)	} In Coll. WILEMAN (London).
1 ♀, 17-V -1907, " (")	
1 ♂, 28-VIII-1924, Baibara (KIKUCHI)	In Ent. Mus. (Sapporo).

Loc. Distr.: Kanshirei; Baibara.

Gen. Distr.: India; Formosa.

Genus *Ambia* WLK.

(Type *ptolycusalis* WLK.)

Ambia WALKER, Cat. Lep. Het. B. M. xix, p. 957 (1859); HAMPSON,

Faun. Brit. Ind. Moths, iv, p. 202 (1896); *id.*, Trans. Ent. Soc. Lond. p. 159 (1897).

Synopsis of Species

- a. Ground colour of the fore wing whitish *A. colonalis* BREM.
 b. Ground colour of the fore wing red brown *A. melanistis* HMPSN.

199. *Ambia colonalis* BREM. (Pl. VI, f. 27)

Hydrocampa colonalis BREMER, Lep. Ost-Sib. p. 67, pl. 6, f. 4 (1864).

Musotima colonalis MEYRICK, Trans. Ent. Soc. Lond. 469 (1890).

Ambia colonalis HAMPSON, Trans. Ent. Soc. Lond. p. 159 (1897).

1 ♂, VIII-1909, Taihorin (SAUTER) In Zool. Mus (Berlin).

1 ♂, 22-IV-1926, Baibara (KIKUCHI) In Ent. Mus. (Sappore).

Loc. Distr.: Taihorin; Baibara.

Gen. Distr.: Amur; Formosa.

200. *Ambia melanistis* HMPSN.

Ambia melanistis HAMPSON, Ann. Mag. Nat. Hist. (8) xix, p. 464 (1917).

1 ♀, 8-VII-1908, Kanshirei (type) In Brit. Mus.

Loc. Distr.: Kanshirei.

Gen. Distr.: Formosa.

Genus *Oligostigma* GN.

(Type *junctalis* GN.)

Oligostigma GUENÉE, Delt. et Pyr. p. 260 (1854); HAMPSON, Faun. Brit. Ind. Moths, iv, p. 207 (1896); *id.*, Trans. Ent. Soc. Lond. p. 167 (1897).

Synopsis of Species

- a. Fore wing with the basal half except the costa fuscous; markings on the wing orange *O. hapilista* SWINH.
 b. Fore wing with the basal area except the costal half white; markings on the wing fuscous or yellowish; hind wing without a fascia beyond the middle *O. bifurcalis* PRYER

- c. Fore wing white; hind wing with a broad fascia
beyond the middle *O. villidalis* Wlk.

201. *Oligostigma bifurcalis* PRYER

Cataclysta bifurcalis PRYER, Cist. Ent. ii, p. 232, pl. 4, f. 4 (1877).

Oligostigma bifurcalis HAMPSON, Faun. Brit. Ind. Moths, iv, p. 212 (1896).

1 ♂, 18-VII-1908, Formosa (WILEMAN) In Brit. Mus.

Loc. Distr.: ?

Gen. Distr.: India; Burma; China; Formosa.

202. *Oligostigma villidalis* Wlk.

Oligostigma ? *villidalis* WALKER, Cat. Lep. Het. B. M. xvii, p. 435 (1859).

Hydrocampa sacadasalis WALKER, l. c. xix, p. 963 (1859).

Oligostigma unilinealis SNELLEN, Tijd. v. Ent. xix, pp. 190, 197, pl. 8, f. 2 (1876).

Nymphula villidalis MEYRICK, Trans. Ent. Soc. Lond. p. 470 (1894).

1 ♂, 2-IX-1904, Takao (WILEMAN) In Coll. WILEMAN (London).

Loc. Distr.: Takao.

Gen. Distr.: Borneo; Fiji; Australia; Formosa.

203. *Oligostigma hapilista* SWINH.

Cataclysta hapilista SWINHOE, Trans. Ent. Soc. Lond. p. 20, pl. 1, f. 11 (1892).

Oligostigma hapilista HAMPSON, Faun. Brit. Ind. Moths, iv, p. 207 (1896).

Oligostigma albidivisa WARREN, Ann. Mag. Nat. Hist. (6) xviii, p. 221 (1896).

1 ♂, 22-IV-1906, Kanshirei (WILEMAN)
1 ♂, 29-VII-1906, " (")
1 ♂, 30-VII-1908, " (") } In Coll. WILEMAN (London).

Loc. Distr.: Kanshirei.

Gen. Distr.: India; Formosa.

Genus *Strepsinoma* MEYR.

(Type *amaura* MEYR.)

Strepsinoma MEYRICK, Trans. Ent. Soc. Lond. p. 85 (1897); HAMPSON, Trans. Ent. Soc. Lond. p. 190 (1897).

204. *Strepsinoma hapilistale* STRAND

Oligostigma ? hapilistale STRAND, Entom. Mitteil. viii (4/6), p. 105 (1919).

1 specimen, X-1911, Suishario (type) In Deut. Ent. Inst. (Berlin).

Loc. Distr.: Suishario.

Gen. Distr.: Formosa.

Genus *Eoöphyla* SWINH.

(Type *peribocalis* WLK.)

Eoöphyla SWINHOE, Cat. Het. Mus. Oxf. ii, p. 442 (1900).

Theila SWINHOE, l. c. p. 443 (1900) [type *gibbosalis* GN.].

Synopsis of Species

- a. Both wings yellowish *E. conjunctalis* WLMN. et SOUTH
 b. Both wings dark brownish *E. gibbosalis* GN.

205. *Eoöphyla conjunctalis* WLMN. et SOUTH (Pl. VI, f. 4)

Aulacodes conjunctalis WILEMAN et SOUTH, Entom. L, p. 176 (1917).

Oligostigma aulacodealis STRAND, Entom. Mitteil. viii (4/6), p. 106 (1919).

1 specimen, 24-VI-1906, Banshorio (WILEMAN)
 1 specimens, ?-X-1908, Karapin (")
 2 specimen, 27-V-1908, Kanshirei (")
 1 " 23-IX-1908, " (")
 1 " 13-IV-1909, " (")
 1 " 24-IV-1909, " (")

In Brit. Mus.

1 ♂, 16-VIII-1905, Kanshirei (type)
 1 ♀, 19-IV-1906, " (WILEMAN)
 1 ♀, 21-IV-1906, " (")

In Coll. WILEMAN (London).

1 ♂, XI-1909, Arisan (SAUTER)
 3 ♀, 1 ♂, I-1910, X-1911, Kosempo
 (includ. type of *aulacodealis* STRAND)

In Deut. Ent. Inst. (Berlin).

1 ♂, 1 ♀, Taihorin (SAUTER)

In Zool. Mus. (Berlin).

1 ♂, 2-V-1907, Horisha (MATSUMURA)
 1 ♀, 9-VI-1908, Kanshirei (")
 1 ♀, 25-IV-1917, Horisha (ASAKURA)
 1 ♀, X-1918, Arisan (SONAN)
 4 ♀ ♀, 1 ♂, 1925, Baibara (KIKUCHI)
 1 ♂, 8-VII-1925, Ranrun (UCHIDA)

In Ent. Mus. (Sapporo).

Loc. Distr.: Kosempo; Arikan; Kanshirei; Banshorio; Karapin; Arisan;
 Taihorin; Baibara; Ranrun; Horisha.

Gen. Distr.: Formosa.

206. *Eoöphyla gibbosalis* GN. (Pl. VI, f. 12)*Oligostigma gibbosalis* GUENÉE, Delt. et Pyr. p. 262 (1854).*Oligostigma plicatalis* WALKER, Cat. Lep. Het. B. M. xxxiv, p. 1332 (1865).*Oligostigma tripunctalis* WALKER, l. c. p. 1531 (1865).*Aulacodes gibbosalis* HAMPSON, Trans. Ent. Soc. Lond. p. 176 (1897).

1 ♂, 7-V-1908, Kanshirei (MATSUMURA)}	} In Ent. Mus. (Sapporo).
1 ♂, V-1918, Kosempo (SONAN).	

1 ♂, X-1909, Arikan (SAUTER)	In Zool. Mus. (Berlin).
------------------------------	-------------------------

3 ♂ ♂, I-1910, Kosempo (SAUTER)}	} In Deut. Ent. Inst. (Berlin).
1 ♀, VII-1912, Pilam (")}	

Loc. Distr.: Kanshirei; Arikan; Kosempo; Pilam.**Gen. Distr.:** India; Sumatra; Java; Sambawa; Philippines; Formosa.**Genus *Parthenodes* GN.**(Type *hydrocampalis* GN.)*Parthenodes* GUENÉE, Delt. et Pyr. p. 252 (1854); HAMPSON, Faun. Brit. Ind. Moths, iv, p. 216 (1896); *id.*, Trans. Ent. Soc. Lond. p. 181 (1897).*Paracymoriza* WARREN, Ann. Mag. Nat. Hist. (6) vi, p. 479 (1890) [type *vagalus* WLK.].*Stenicula* SNELLEN, Tijds. v. Ent. 43, p. 284 (1901) [type *latifascialis* WARR.].**Synopsis of Species**

- a. Fore wing with two large white dots in cell *P. distinctalis* LEECH var. *taiwanalis* WLMN. et SOUTH
- b. Fore wing with no white dot in cell.
- a¹. Fore wing with a white marking at the middle of dorsum *P. prodigalis* LEECH
- b¹. Fore wing with no white marking at the middle of dorsum *P. prodigalis* LEECH var. *cataclystalis* STRAND

207. *Parthenodes prodigalis* LEECH (Pl. IV, f. 32)*Cataclysta prodigalis* LEECH, Entom. xxii, p. 70, pl. iv, f. 16 (1889).

Parthenodes prodigalis HAMPSON, Trans. Ent. Soc. Lond. p. 183 (1897).

- | | |
|--|----------------------------|
| 1 specimen, X-1908, Karapin (WILEMAN) | } In Brit. Mus. |
| 1 specimen, 22-III-1909, Kanshirei (") | |
| 5 specimens, 1906-8, Kanshirei (WILEMAN) | In Coll. WILEMAN (London). |
| 2 specimens, Taihorin (SAUTER) | In Zool. Mus. (Berlin). |
| 1 ♂, 12-IV-1907, Kanshirei (MATSUMURA) | } In Ent. Mus. (Sapporo). |
| 1 ♂, 24-IV-1917, Funkiko (SHIRAKI) | |
| 1 ♀, ?-X-1918, Arisan (SONAN) | |
| 1 ♀, 18-V-1925, Baibara (KIKUCHI) | |

Loc. Distr.: Kanshirei; Karapin; Arisan; Funkiko; Taihorin; Baibara.

Gen. Distr.: China; Corea; Formosa.

207 a. *Parthenodes prodigalis* LEECH

var. *cataclystalis* STRAND

Oligostigma cataclystalis STRAND, Entom. Mitteil. viii (4/6), p. 105 (1919).

- | | |
|--------------------------------------|---------------------------------|
| 1 ♀, X-1911, Suishario (type) | } In Deut. Ent. Inst. (Berlin). |
| 4 specimens, 1914, Chosokei (SAUTER) | |

Loc. Distr.: Suishario; Chosokei.

Gen. Distr.: Formosa.

208. *Parthenodes distinctalis* LEECH

var. *taiwanalis* WLMN. et SOUTH

Parthenodes taiwanalis WILEMAN et SOUTH, Entom. L, p. 176 (1917).

- | | |
|--------------------------------|----------------------------|
| 1 ♀, 15-IX-1906, Arisan (type) | In Coll. WILEMAN (London). |
|--------------------------------|----------------------------|

Loc. Distr.: Arisan.

Gen. Distr.: Formosa.

Genus *Daultia* WLK.

(Type *afralis* WLK.)

Daultia WALKER, Cat. Lep. Het. B. M. xix, p. 975 (1859); HAMPSON, Faun. Brit. Ind. Moths, iv, p. 220 (1896); *id.*, Trans. Ent. Soc. Lond. p. 184 (1897).

Girtexa SWINHOE, Trans. Ent. Soc. Lond. p. 285 (1890) [type *afralis* WLK.].

209. *Daultia afralis* WLK.

Daultia afralis WALKER, Cat. Lep. Het. B. M. xix, p. 975 (1859).

Girtexa argentuosalis SWINHOE, Trans. Ent. Soc. Lond. p. 286 (1890).

- | | |
|---------------------------------------|----------------------------|
| 1 ♂, 28-IX-1906, Kanshirei (WILEMAN) | In Brit. Mus. |
| 1 ♀, 29-VII-1908, Kanshirei (WILEMAN) | In Coll. WILEMAN (London). |
| 1 ♂, X-1910, Taihorin (SAUTER) | In Ent. Mus. (Sapporo). |

Loc. Distr.: Kanshirei; Taihorin.

Gen. Distr.: India; Borneo; Burma; Formosa.

Genus *Talanga* MOOR.
(Type *sexpunctalis* MOOR.)

Talanga MOORE, Lep. Ceyl. iii, p. 300 (1885); HAMPSON, Faun. Brit. Ind. Moths, iv, p. 221 (1896); *id.*, Trans. Ent. Soc. Lond. p. 185 (1897).

210. *Talanga sexpunctalis* MOOR. (Pl. VI, f. 20)

Oligostigma sexpunctalis MOORE, Proc. Zool. Soc. Lond. p. 616, pl. 60, f. 12 (1877).

Glyphodes lomaspilalis SNELLEN, Tijd. v. Ent. xxiii, p. 223 (1880).

Cataclysta nympha BUTLER, Proc. Zool. Soc. Lond. p. 683 (1880).

Glyphodes sexpunctalis SNELLEN, Tijd. v. Ent. xxvi, p. 144, pl. 8, f. 12 (1883).

Talanga sexpunctata MOORE, Lep. Ceyl. iii, p. 301, pl. 181, f. 13 (1885).

- | | |
|---|-------------------------------|
| 1 specimen, Takao (type of <i>nympha</i> BUTL.) | } In Brit. Mus. |
| 1 " 25-VII-1906, Formosa (WILEMAN) | |
| 1 " 13-VI-1907, " (") | |
| 1 " 23-VII-1906, Kanshirei (") | |
| 1 specimen, 11-VIII-1904, Takao (WILEMAN) | } In Coll. WILEMAN (London). |
| 1 " 11-VI-1906, Kanshirei (") | |
| 1 " 1-VII-1908, " (") | |
| 2 specimens, X-1911, Kosempo (SAUTER) | In Deut. Ent. Inst. (Berlin). |
| 1 ♀, 10-X-1906, Takao (MATSUMURA) | } In Ent. Mus. (Sapporo). |
| 1 ♀, ?-X-1918, Arisan (SONAN) | |
| 1 ♂, 8-VII-1925, Baibara (UCHIDA) | |
| 1 ♂, 8-VII-1925, Ranrun (") | |
| 1 ♂, 30-VII-1925, Baibara (KIKUCHI) | |
| 1 ♂, 13-VIII-1925, " (") | |

Loc. Distr.: Takao; Kanshirei; Kosempo; Baibara; Ranrun; Arisan.

Gen. Distr.: India; Ceylon; China; Formosa.

Genus *Massepha* Wlk.
(Type *absolutalis* Wlk.)

Massepha WALKER, Cat. Lep. Het. B. M. p. 488 (1859); HAMPSON, Faun.

Brit. Ind. Moths, iv, p. 253 (1896); *id.*, Proc. Zool. Soc. Lond. p. 615 (1898).

211. *Massepha absolutalis* Wlk.

Massepha absolutalis WALKER, Cat. Lep. Het. B. M. xvii, p. 489 (1859);
Physematia pollutalis SNELLEN, Tijd. v. Ent. xxiii, p. 240 (1880); *id.*, l.
c. xxvii, p. 47, pl. 4, ff. 10-10 a (1884).

Massepha marginalis SWINHOE, Ann. Mag. Nat. Hist. (7) xvii, p. 287 (1906).

♂, 25-VI-1904, Tainan (WILEMAN)	} In Brit. Mus.
♂, 3-X-1906, " (")	
2 ♂♂, 8-VIII-1904, Takao (")	
♂, 31-VII-1906, Kanshirei (")	
♂, 4-VI-1904, Tainan (WILEMAN)	} In Coll. WILEMAN (London).
♀, 18-VI-1904, " (")	

Loc. Distr.: Tainan; Kanshirei; Takao.

Gen. Distr.: India; Ceylon; Java; Formosa.

Genus *Pelena* MOOR.

(Type *unicolor* MOOR.)

Pelena MOORE, Lep. Ceyl. iii, p. 386 (1886); HAMPSON (part), Faun. Brit.
Ind. Moths, iv, p. 229 (1896); *id.*, Trans. Ent. Soc. Lond. p. 186
(1897).

Loxocorys MEYRICK, Trans. Ent. Soc. Lond. p. 6 (1894) [type *sericea* BUTL.].

Synopsis of Species

- a. Fore wing at the middle of costa ochraceous,
with an ochraceous dot beyond cell *P. sericea* BUTL.
- b. Fore wing with each a triangular white patch
at costa on the out side of the antemedial line
and the inner side of the postmedial line, lack-
ing an ochraceous dot beyond cell *P. bimaculalis* SHIB.
(sp. nov.)
- c. Fore wing with the middle of costa concolorous
with the rest of wing, with a blackish post-
medial spot at costa *P. obscuralis* SWINH.
- d. Fore wing fuscous, at the costal area ochrace-
ous; hind wing with the middle area white *P. photias* MEYR.

212. *Pelena sericea* BUTL.*Deana sericea* BUTLER, Ann. Mag. Nat. Hist. (5) iv, p. 451 (1879).*Loxocorys sericea* MEYRICK, Trans. Ent. Soc. Lond. p. 6 (1894).*Luma sericea* HAMPSON, Faun. Brit. Ind. Moths, iv, p. 229 (1896).

1 specimen, ?	Formosa (MOORE)	} In Brit. Mus.
1 " 2-VI-1906,	Tainan (WILEMAN)	
1 " 9-V-1906,	" (")	
1 " 4-V-1908,	Kanshirei (")	
1 " 1-V-1909,	Tapari (")	
1 specimen, 23-VI-1904,	Tainan (WILEMAN)	} In Coll. WILEMAN (London).
1 " 13-VII-1904,	" (")	
1 ♂, X-1911,	Kosempo (SAUTER)	In Deut. Ent. Inst. (Berlin).

Loc. Distr.: Tapari; Tainan; Kanshirei; Kosempo.**Gen. Distr.:** China; Japan; Formosa.**213. *Pelena obscuralis* SWINH.***Loxocorys obscuralis* SWINHOE, Ann. Mag. Nat. Hist. (6) xvi, p. 300 (1895).*Luma obscuralis* HAMPSON, Faun. Brit. Ind. Moths, iv, p. 230 (1896).

1 ♂, 22-VIII-1904,	Takao (WILEMAN)	} In Brit. Mus.
1 ♂, 27-VIII-1904,	" (")	
1 ♂, 11-IX-1904,	" (")	
1 ♀, 8-VIII-1905,	Kanshirei (")	
1 ♂, 20-VIII-1905,	Tainan (")	

Loc. Distr.: Takao; Kanshirei; Tainan.**Gen. Distr.:** India; Formosa.**214. *Pelena bimaculalis* sp. nov. (Pl. VI, f. 28)**

♂. Palpi blackish, at the basal half beneath white. Head white, at the middle of frons blackish. Thorax and wings cinereous; fore wing with an excurved dark antemedial line; a white patch at costa beyond the antemedial line; an indistinct dark discocellular speck; postmedial line dark, excurved between veins 10 and 2; a triangular white patch at costa before the postmedial line; termen moderately excurved at the middle; cilia white, cinereous at the apex, middle and tornus. Hind wing with an indistinct discocellular speck; a dark medial line slightly excurved at the middle; a trace of a dark postmedial line, highly excurved between costa and vein 2; cilia white, traversed by a darker line near the base, the costal half except the apex being pale cinereous. Abdomen cinereous, at the extremity of each segment white. Undersurface of the wings paler in colour;

fore wing lacking the antemedial line; postmedial lines to both wings highly excurved; hind wing lacking the medial line. Pectus, legs and abdomen beneath whitish; base of the 1st joint of the fore tibia fuscous. (See Pl. I, f. 19; Pl. III, f. 5).

Expanse of wings 21 mm.

A single male, September, 1909, Arikan (H. SAUTER). In Coll. Ent. Mus. (Sapporo).

215. *Pelena photias* MEYR.

Tylostege photias MEYRICK, Trans. Ent. Soc. Lond. p. 458 (1894).

Nacoleia photias HAMPSON, Proc. Zool. Soc. Lond. p. 696 (1898).

♂, 26-VII-1906, Suisha (WILEMAN) In Coll. WILEMAN (London).

♂, 22-IV-1909, Kanshirei (WILEMAN) In Brit. Mus.

♀, V-1909, Kanshirei (SAUTER) In Zool. Mus. (Berlin).

Loc. Distr.: Kanshirei; Suisha.

Gen. Distr.: India; Borneo; Formosa.

Genus *Stegothyris* LED.

(Type *fascicularis* ZELL.)

Stegothyris LEDERER, Wien. Ent. Mon. vii, p. 427 (1863); HAMPSON, Faun. Brit. Ind. Moths, iv, p. 223 (1896); *id.*, Trans. Ent. Soc. Lond. p. 192 (1897).

216. *Stegothyris diagonalis* GN. (Pl. VI, f. 5)

Salbia diagonalis GUENÉE, Delt. et Pyr. p. 201 (1854).

Stegothyris transversalis LEDERER, Wien. Ent. Mon. vii, pp. 427, 482, pl. 16, f. 5 (1863).

Botys plagalis MOORE, Proc. Zool. Soc. Lond. p. 96 (1867).

Stegothyris diagonalis SNELLEN, Trans. Ent. Soc. Lond. p. 625 (1890).

1 specimen,	X -1909, Arisan	(SAUTER)	} In Deut. Ent. Inst. (Berlin).
1 "	VI -1910, Kanshirei	{ " }	
1 "	X -1911, Suishario	{ " }	
1 "	XII-1911, "	{ " }	
1 "	X -1911, Kosempo	{ " }	
1 "	7-IV-1912, Taihoku	{ " }	
1 specimen,	15-IV -1906, Kanshirei	(WILEMAN)	} In Brit. Mus.
1 "	22-IV -1906, "	{ " }	
1 "	22-VIII-1908, "	{ " }	

1 specimen, 15-IV-1906, Kanshirei (WILEMAN)	} In Coll. WILEMAN, London).
1 " 18-IV-1906, " (")	
1 " 12-VI-1906, " (")	
1 " 12-VII-1906, " (")	
9 specimens, Taihorin; Kosempo; Chip-chip (SAUTER)	In Zool. Mus. (Berlin).
1 ♂, 15-IV-1917, Kanshirei (MATSUMURA)	} In Ent. Mus. (Sapporo).
1 ♂, 18-VI-1917, Horisha (ASAKURA)	
3 ♂ ♂, ? Baibara (KIKUCHI)	

Loc. Distr.: Arisan; Taihoku; Kosempo; Suishario; Kanshirei; Taihorin; Chip-chip; Baibara; Horisha.

Gen. Distr.: India; Burma; Sumatra; Java; Himalaya; Formosa.

Genus *Decticogaster* SNELL.

(Type *veranesalis* Wlk.)

Decticogaster SNELLEN, Tijd. v. Ent. xxiii, p. 230 (1880)*; HAMPSON (part), Faun. Brit. Ind. Moths, iv, p. 224 (1896); *id.*, Trans. Ent. Soc. Lond. p. 196 (1897).

Tatobotys BUTLER, Proc. Zool. Soc. Lond. p. 686 (1880)** [type *janapalis* Wlk.]; HAMPSON, Faun. Brit. Ind. Moths, iv, p. 224 (1896); *id.*, Trans. Ent. Soc. Lond. p. 196 (1897).

Cometura MEYRICK, Trans. Ent. Soc. Lond. p. 226 (1886) [type *biannualis* Wlk.].

Synopsis of Species

- a. Both wings rufous-brown, slightly tinged with fuscous; costal area of the fore wing fuscous at the base *D. janapalis* Wlk.
- b. Both wings yellowish; fore wing with the costal margin fuscous *D. depalpalis* STRAND

217. *Decticogaster janapalis* Wlk.

Botys janapalis WALKER, Cat. Lep. Het. B. M. xviii, p. 676 (1859).

Botys cunealis WALKER, l. c. xxxiv, p. 1420 (1865).

Tatobotys argillacea BUTLER, Proc. Zool. Soc. Lond. p. 686 (1880).

Lonchodes ceramochra MEYRICK, Trans. Ent. Soc. Lond. p. 443 (1885).

Hapalia ? *janapalis* MOORE, Lep. Ceyl. iii, p. 342 (1886).

* September, 1880; ** December, 1880.

Louchodes argillacea MEYRICK, *l. c.* p. 214 (1887).

Hapalia janapalis SWINHOE & COTES, *Cat. Moths of Ind.* p. 600 (1889).

Tatobotys cunealis SWINHOE, *Trans. Ent. Soc. Lond.* p. 272 (1890).

Tatobotys janapalis HAMPSON, *Faun. Brit. Ind. Moths*, iv, p. 224 (1896).

1	specimen, Takao (type of <i>argillacea</i> BUTL.)	} In Brit. Mus.
1	" ? Takao (HOBSON)	
1	" 30-IV-1905, " (WILEMAN)	
1	" 18-V-1906, " (")	

Loc. Distr.: Takao.

Gen. Distr.: India; Ceylon; Burma; Borneo; Philippines; Australia; Formosa.

218. *Decticogaster depalpalis* STRAND

Tatobotys depalpalis STRAND, *Entom. Mitteil.* viii (7/9), p. 130 (1919).

♂, 9-VII-1911, Kosempo (type) In *Deut. Ent. Inst.* (Berlin).

Loc. Distr.: Kosempo.

Gen. Distr.: Formosa.

Genus *Bradina* LED.

(Type *impressalis* LED.)

Bradina LEDERER, *Wien. Ent. Mon.* vii, p. 424 (1863); HAMPSON, *Faun. Brit. Ind. Moths*, iv, p. 226 (1896); *id.*, *Trans. Ent. Soc. Lond.* p. 198 (1897).

Erilita LEDERER, *l. c.* p. 426 (1863) [type *modestalis* LED.].

Pleonectusa LEDERER, *l. c.* p. 426 (1863) [type *admixtalis* WLK.].

Trematarcha MEYRICK, *Trans. Ent. Soc. Lond.* p. 233 (1886) [type *rectiferalis* WLK.].

Epichronistis MEYRICK, *l. c.* p. 260 (1886) [type *acrosipila* MEYR.].

Synopsis of Species

- a. Both wings brown, with many yellow patches ... *B. concordalis* LED.
var. *defloralis* STRAND
- b. Both wings ochraceous or greyish brown,
lacking patches.
 - a¹. Fore wing with a whitish dot beyond
the discocellular black lunule *B. atopalis* WLK.

- b¹. Fore wing with no white dot beyond the discocellulars.
- a². Fore wing with the postmedial line not excurved below costa *B. erilitoides* STRAND
- b². Fore wing with the postmedial line excurved below costa.
- a³. Fore wing with a small dark spot in cell; antemedial line dark, being very distinct *B. admixtalis* Wlk.
- b³. Fore wing with no dark spot in cell; antemedial line obsolete *B. melanoperas* HMPSON.

219. *Bradina atopalis* Wlk. (Pl. VI, f. 13)

Botys atopalis WALKER, Cat. Lep. Het. B. M. xviii, p. 664 (1859).

Botys damasalis WALKER, *l. c.* p. 668 (1859).

Bradina atopalis HAMPSON, Trans. Ent. Soc. Lond. p. 200 (1897).

Bradina aulacodialis STRAND, Entom. Mitteil. viii (4/6), p. 109 (1919).

1 ♂, V-VI-1912, Shisa (type of *aulacodialis* STRAND) In Deut. Ent. Inst. (Berlin).

3 specimens, X -1918, Arisan (SONAN)	} In Ent. Mus. (Sapporo).
2 " 10-VII-1925, Ibaho (UCHIDA)	
1 specimen, 11-VII-1925, Tamaho (")	
1 " ? -1917, Horisha (ASAKURA)	

Loc. Distr.: Arisan; Ibaho; Tamaho; Horisha; Shisa.

Gen. Distr.: China; Japan; Formosa.

220. *Bradina melanoperas* HMPSON.

Bradina melanoperas HAMPSON, Faun. Brit. Ind. Moths, iv, p. 227 (1896).

1 ♂, 19-IX-1906, Kanshirei (WILEMAN) In Coll. WILEMAN (London).

1 ♂, 19-IV-1907, Formosa (WILEMAN)	} In Brit. Mus.
1 ♂, 17-III-1909, Kanshirei (")	
1 ♂, 19-III-1909, " (")	

1 ♀, 22-VII-1925, Baibara (UCHIDA) In Ent. Mus. (Sapporo).

Loc. Distr.: Kanshirei; Baibara.

Gen. Distr.: Burma; Formosa.

221. *Bradina admixtalis* Wlk.

Botys admixtalis WALKER, Cat. Lep. Het. B. M. xviii, p. 665 (1859).

- Botys panaeusalis* WALKER, *I. c.* xix, p. 998 (1859).
Pleonectusa admixtalis LEDERER, Wien. Ent. Mon. vii, pp. 426, 481 (1863).
Pleonectusa tabidalis LEDERER, *I. c.* pp. 426, 481 (1863).
Pleonectusa sodalis LEDERER, *I. c.* pp. 426, 481 (1863).
Botys leptogastralis WALKER, Cat. Lep. Het. B. M. xxxiv, p. 1432 (1865).
Bradina admixtalis HAMPSON, Faun. Brit. Ind. Moths, iv, p. 227 (1896).
Pleonectusa pallidalis WARREN, Ann. Mag. Nat. Hist. (6) xvii, p. 147 (1896).

1 ♂, 11-VIII-1904, Takao (WILEMAN)	} In Brit. Mus.
1 ♂, 26-IX -1904, " (")	
1 ♂, 29-III -1906, Tainan (")	
1 ♂, 6-VIII-1904, Tainan (WILEMAN)	} In Coll. WILEMAN (London).
1 ♂, 13-III -1907, " (")	
1 ♂, V -1909, Kanshirei (SAUTER)	} In Zool. Mus. (Berlin).
1 ♀, XI-1910, Taihorin (")	
1 ♂, 22-IV-1926, Baibara (KIKUCHI)	} In Ent. Mus. (Sapporo).
1 ♂, 23-IV-1926, " (")	

Loc. Distr.: Takao; Tainan; Kanshirei; Taihorin; Baibara.

Gen. Distr.: India; Ceylon; Burma; Formosa.

222. *Bradina erilitoides* STRAND

Bradina erilitoides STRAND, Entom. Mitteil. viii (4/6), p. 108 (1919).

1 ♀, X-1911, Suishario (type)	} In Deut. Ent. Inst. (Berlin).
1 ♀, X-1911, " (SAUTER)	

Loc. Distr.: Suishario.

Gen. Distr.: Formosa.

223. *Bradina concordalis* LED. var. *defloralis* STRAND

Thysematia concordalis LED. var. *defloralis* STRAND, Entom. Mitteil. viii (7/9), p. 133 (1919).

1 ♀, V-1912, Kosempo (type)	In Deut. Ent. Inst. (Berlin).
-----------------------------	-------------------------------

Loc. Distr.: Kosempo.

Gen. Distr.: Formosa.

Genus *Diathrausta* LED.

(Type *profundalis* LED.)

Diathrausta LEDERER, Wien. Ent. Mon. vii, p. 438 (1863); MEYRICK, Trans. Ent. Soc. Lond. p. 218 (1887); HAMPSON, Faun. Brit. Ind.

Moths, iv, p. 233 (1896); *id.*, Trans. Ent. Soc. Lond. p. 205 (1897).

Synopsis of Species

- a. Hind wing with a large white dot beyond cell *D. brevifascialis* WLMN.
 b. Hind wing with no white dot beyond cell *D. profundalis* LED.

224. *Diathrausta profundalis* LED. (Pl. VI, f. 21)

Diathrausta profundalis LEDERER, Wien. Ent. Mon. vii, p. 438, pl. 17, f. 7 (1863).

1 ♂, 8-V -1906, Kanshirei (WILEMAN)}	In Brit. Mus.
1 ♂, 23-VII-1906, " (")}	
1 ♂, 19-VIII-1905, Kanshirei (WILEMAN)}	In Coll. WILEMAN (London).
1 ♂, 7-IV -1906, Tainan (")}	
1 ♀, III-1910, Taihorin (SAUTER)}	In Zool. Mus. (Berlin).
2 ♂ ♂, XI-1910, " (")}	
1 ♀, X -1918, Arisan (SONAN)}	In Ent. Mus. (Sapporo).
1 ♂, VIII-1919, Karenko (OHKUNI)}	

Loc. Distr.: Arisan; Karenko; Kanshirei; Tainan; Taihorin.

Gen. Distr.: India; Ceylon; Formosa.

225. *Diathrausta brevifascialis* WLMN. (Pl. V, f. 12)

Syngamia brevifascialis WILEMAN, Trans. Ent. Soc. Lond. p. 377 (1911).

1 ♂, VI-1910, Taihorin (SAUTER)	In Zool. Mus. (Berlin).
---------------------------------	-------------------------

Loc. Distr.: Taihorin.

Gen. Distr.: Japan; Formosa.

Genus *Stenia* DUP.

(Type *punctalis* S. D.)

Stenia DUPONCHEL, Cat. Meth. Lep. Eur. p. 201 (1845); GUENÉE, Delt. et Pyr. p. 24 (1854); WALKER, Cat. Lep. Het. B. M. xvii, p. 413 (1859); LEDERER, Wien. Ent. Mon. vii, p. 421 (1863); MEYRICK, Trans. Ent. Soc. Lond. p. 462 (1890); HAMPSON, Faun. Brit. Ind. Moths, iv, p. 234 (1896); *id.*, Trans. Ent. Soc. Lond. p. 206 (1897).

Arnia GUENÉE, *l. c.* p. 240 (1854) [type *nervosalis* GN.].

- Amaurophanes* LEDERER, *l. c.* p. 422 (1863) [type *stigmatialis* H.-SCH.].
Sozoa WALKER, *l. c.* xxxiv, p. 1373 (1864) [type *ianthealis* WLK.].
Steniodes SNELLEN, Tijd. v. Ent. xviii, p. 244 (1875) [type *golliasalis* WLK.].
Symmoracma MEYRICK, *l. c.* p. 469 (1894) [type *spodinopa* MEYR.].

Synopsis of Species

- a. Both wings bright orange or dark yellowish.
 a¹. Fore wing with each a yellowish patch in and below cell; a small black spot at costa before the postmedial line *S. charonialis* WLK.
 b¹. Fore wing with no yellowish patch, lacking a black costal spot before the postmedial line *S. nigriscripta* SWINH.
 b. Both wings brownish *S. spodinopa* MEYR.

226. *Stenia nigriscripta* SWINH.

Mabra nigriscripta SWINHOE, Ann. Mag. Nat. Hist. (6) xvi, p. 302 (1895).

2 ♂♂, 18-VIII-1905, Kanshirei (WILEMAN)	} In Brit. Mus.
1 ♀, 18-IX -1906, " (")	
1 ♂, 20-IX -1906, " (")	
1 ♀, 24-IX -1906, " (")	
1 ♀, 22-VI -1908, " (")	
1 ♂, IX-1909, Arikani (SAUTER)	} In Zool. Mus. (Berlin).
1 ♂, IV-1910, Tainan (")	
1 ♂, XI-1910, " (")	

Loc. Distr.: Kanshirei; Arikani; Tainan.

Gen. Distr.: India; Formosa.

227. *Stenia charonialis* WLK.

Asopia charonialis WALKER, Cat. Lep. Het. B. M. xvii, p. 372 (1895).

Stenia ? dissipatalis CHRISTOPH, Bul. Soc. Nat. Mosc. lvi, p. 28 (1881).

Mabra charonialis HAMPSON, Trans. Ent. Soc. Lond. p. 221 (1897).

1 ♂, V-1910, Taihorin (SAUTER)	} In Zool. Mus. (Berlin).
1 ♀, V-1910, " (")	

Loc. Distr.: Taihorin.

Gen. Distr.: Amur; China; Corea; Japan; Formosa.

228. *Stenia spodinopa* MEYR.

Symmoracma spodinopa MEYRICK, Trans. Ent. Soc. Lond. p. 469 (1894).

Stenia spodinopa HAMPSON, Faun. Brit. Ind. Moths, iv, p. 234 (1896).

Stenia spodinopa MEYR. form *spodinopella* STRÄND, Entom. Mitteil. viii (7/9), p. 130 (1919).

31 ♂♂, 7 ♀♀, Kosempo; Suishario (SAUTER) In Deut. Ent. Inst. (Berlin).

1 specimen, 19-IV-1906, Kanshirei (WILEMAN) }
1 " " 22-IX-1906, " (") } In Brit. Mus.

1 specimen, 16-XI-1905, Takao (WILEMAN) In Coll. WILEMAN (London).

5 specimens, Chikutoge; Kosempo; }
Arikan; Tainan (SAUTER) } In Zool. Mus. (Berlin).

Loc. Distr.: Kosempo; Suishario; Kanshirei; Takao; Chikutoge; Arikan; Tainan.

Gen. Distr.: Ceylon; Borneo; Sambawa; Singapore; Formosa.

Genus *Piletocera* LED.

(Type *violalis* LED.)

Piletocera LEDERER, Wien. Ent. Mon. vii, p. 431 (1863); HAMPSON, Faun. Brit. Ind. Moths, iv, p. 236 (1896); *id.*, Trans. Ent. Soc. Lond. p. 209 (1897).

Danaga MOORE, Lep. Ceyl. iii, p. 272 (1885) [type *concisalis* MOOR.].

Pitlaeola MEYRICK, Trans. Ent. Soc. Lond. p. 244 (1886) [type *ulophanes* MEYR.].

Erebangela MEYRICK, *l. c.* p. 245 (1886) [type *melanauges* MEYR.].

Diplotyla MEYRICK, *l. c.* p. 246 (1886) [type *ochrosema* MEYR.].

Strepsimela MEYRICK, *l. c.* p. 249 (1886) [type *xanthosoma* MEYR.].

Graphycopoda BUTLER, Trans. Ent. Soc. Lond. p. 421 (1886) [type *melanauges* MEYR.].

Synopsis of Species

- a. Fore wing fuscous, with each a white spot in and at the end of cell as well as at costa before apex *P. aegimiusalis* WLK.
- b. Fore wing ochraceous, with fuscous suffusion at the basal and dorsal areas; a discocellular lunule filled in with ochraceous; three black costal spots beyond the middle *P. elongalis* WARR.

229. *Piletocera aegimiusalis* Wlk.

Desmia aegimiusalis WALKER, Cat. Lep. Het. B. M. xix, p. 929 (1859).

Desmia collaris WALKER, l. c. p. 1293 (1865).

Desmia cincta WALKER, l. c. p. 1293 (1865).

Desmia mysolalis WALKER, l. c. p. 1294 (1865).

Aediodes mysolalis WALKER, l. c. p. 1299 (1865).

Piletocera ? flavomaculalis PAGENSTECHE, Jahr. Nass. Ver. xxxvii, p. 279, pl. 7, f. 8 (1884).

Danaga pullatalis SWINHOE, Proc. Zool. Soc. Lond. p. 420 (1889).

Ptilaeola collaris MEYRICK, Trans. Ent. Soc. Lond. p. 467 (1894).

Piletocera aegimiusalis HAMPSON, Faun. Brit. Ind. Moths, iv, p. 236 (1896).

Piletocera formosalis STRAND, Arch. Natg. 85 (12), p. 134 (1920).

1 ♂, I-1910, Kosempo (SAUTER) In Deut. Ent. Inst. (Berlin).

1 ♂, XI-1910, Hoozan (SAUTER)

1 ♀, XI-1910, " (")

1 ♀, IV-1910, Taihorin (")

1 ♂, VI-1910, " (")

1 ♂, VI-1909, Arikan (")

In Zool. Mus. (Berlin).

1 ♂, ? Nanto (SHIRAKI)

1 ♂, III-1919, Taito (INAMURA)

In Ent. Mus. (Sapporo).

4 specimens, Kanshirei (WILEMAN)

In Brit. Mus.

2 specimens, Kanshirei (WILEMAN)

In Coll. WILEMAN (London).

Loc. Distr.: Kosempo; Hoozan; Taihorin; Arikan; Kanshirei; Taito; Nanto.

Gen. Distr.: India; New Guinea; Formosa.

230. *Piletocera elongalis* WARR.

Thysanodesma elongalis WARREN, Ann. Mag. Nat. Hist. (6) xvii, p. 145 (1896).

Piletocera elongalis HAMPSON, Faun. Brit. Ind. Moths, iv, p. 238 (1896).

1 ♀, 17-IV-1909, Rantaizan (WILEMAN) In Brit. Mus.

Loc. Distr.: Rantaizan.

Gen. Distr.: India; Formosa.

Genus *Aediodina* STRAND

(Type *quaternalis* LED.)

Aediodina STRAND, Entom. Mitteil. viii (7/9), p. 133 (1919).

231. *Aediodina quaternalis* LED.*Aediodes quaternalis* LEDERER, Wien. Ent. Mon. vii, p. 483, pl. 17, f. 1 (1863).*Bocchoris quaternalis* HAMPSON, Proc. Zool. Soc. Lond. p. 654 (1898).*Aediodina quaternalis* STRAND, Entom. Mitteil. viii (7/9), p. 133 (1919).

1 ♂, 19-IX-1906, Kanshirei (WILEMAN) In Coll. WILEMAN (London).

1 ♂, X-1911, Kosempo (SAUTER) In Deut. Ent. Inst. (Berlin).

1 specimen, Arikan (SAUTER) In Zool. Mus. (Berlin).

Loc. Distr.: Kosempo; Kanshirei; Arikan.**Gen. Distr.:** India; Queensland; Java; Formosa.Genus *Camptomastix* WARR.(Type *hisbonalis* WLK.)*Camptomastix* WARREN, Ann. Mag. Nat. Hist. (6) ix, p. 439 (1892).*Camptomastix* HAMPSON, Faun. Brit. Ind. Moths, iv, p. 238 (1896) [type*hisbonalis* WLK.]; *id.*, Trans. Ent. Soc. Lond. p. 215 (1897);*id.*, Jour. Bomb. Nat. Hist. Soc. xviii, p. 575 (1908).**232. *Camptomastix hisbonalis* WLK. (Pl. VI, f. 29)***Botys hisbonalis* WALKER, Cat. Lep. Het. B. M. xviii, p. 707 (1859).*Botys pacalis* LEECH, Entom. xxii, p. 69, pl. iv, f. 15 (1889).*Diplotyla longipalpis* BUTLER, Ill. Typ. Het. B. M. vii, p. 95, pl. 135, f. 4 (1889).*Camptomastix pacalis* WARREN, Ann. Mag. Nat. Hist. (6) ix, p. 439 (1892).*Camptomastix hisbonalis* HAMPSON, Faun. Brit. Ind. Moths, iv, p. 239 (1896).*Thliptoceras areolifera* STRAND, Deut. Ent. Zeitschr. Iris, xxxii (1/2), p. 64 (1918).

1 ♂, 10-VI-1906, Kanshirei (WILEMAN) }

1 ♀, 14-VI-1906, " { " " }

1 ♀, 22-VI-1906, " { " " }

In Brit. Mus.

1 ♂, 10-X-1906, Tappan (MATSUMARA) }

1 ♂, V-1910, Musha (OHKUNI) }

1 ♂, X-1918, Arisan (SONAN) }

In Ent. Mus. (Sapporo).

3 ♀ ♀, V-1910, Taihorin (SAUTER) }

1 ♂, X-1910, " { " " }

1 ♀, XI-1910, " { " " }

In Zool. Mus. (Berlin).

1 ♂, II-1912, Suishario (type of *areolifera* STRAND) In Deut. Ent. Inst. (Berlin).**Loc. Distr.:** Musha; Suishario; Tappan; Taihorin; Arisan; Kanshirei.

Gen. Distr.: India; Borneo; China; Japan; Formosa.

Genus *Psammotis* HBN.

(Type *pulveralis* HBN.)

Psammotis HUEBNER, Verz. Schmett. p. 350 (1826); LEDERER, Wien. Ent. Mon. vii, p. 382 (1863); MEYRICK, Trans. Ent. Soc. Lond. p. 448 (1890); *id.*, Brit. Lep. p. 411 (1895); HAMPSON, Trans. Ent. Soc. Lond. p. 219 (1897).

Lemia DUPONCHEL, Cat. Meth. Lep. Eur. p. 205 (1845) [type *pulveralis* HBN.].

Lemiodes GUENÉE, Delt. et Pyr. p. 401 (1854) [type *pulveralis* HBN.].

233. *Psammotis spissalis* GN.

Botys spissalis GUENÉE, Delt. et Pyr. p. 326 (1854):

Pachynoa spissalis LEDERER, Wien. Ent. Mon. vii, p. 392 (1863).

Polygrammodes spissalis HAMPSON, Proc. Zool. Soc. Lond. p. 198 (1899).

1 ♀, 24-IX-1906, Takao	(WILEMAN)	} In Coll. WILEMAN (London).
1 ♂, 29-IV-1908, Kanshirei	{ " }	
1 ♂, 27-IV-1908, "	{ " }	
1 ♂, 24-VI-1908, "	{ " }	
1 ♀, 8-X-1908, "	{ " }	
1 ♂, 13-IV-1908, Kanshirei	(WILEMAN)	} In Brit. Mus.
1 ♀, 27-VI-1908, "	{ " }	
1 ♂, 20-IX-1908, "	{ " }	
1 ♂, 12-IV-1909, "	{ " }	
1 ♀, 20-IV-1909, "	{ " }	

Loc. Distr.: Kanshirei; Takao.

Gen. Distr.: India; Java; Formosa.

Genus *Mabra* MOOR.

(Type *eryxalis* WLK.)

Mabra MOORE, Lep. Ceyl. iii, p. 280 (1885); HAMPSON, Faun. Brit. Ind. Moths, iv, p. 240 (1896); *id.*, Trans. Ent. Soc. Lond. p. 221 (1897).

234. *Mabra eryxalis* WLK.

Asopia eryxalis WALKER, Cat. Lep. Het. B. M. xvii, p. 371 (1859).

Botys velatalis SNELLEN, Verh. Midd.-Sumat. iv, Lep. p. 63, pl. 5, ff. 4, 4a (1880).

Mabry eryxalis MOORE, Lep. Ceyl. iii, p. 280, pl. 179, f. 4 (1885).

1 ♂, 2-VIII-1904, Takao (WILEMAN)	} In Coll. WILEMAN (London).
1 ♀, 13-VIII-1904, " (")	
1 ♀, 18-VIII-1904, Takao (WILEMAN)	} In Brit. Mus.
1 ♀, 8-IX -1904, " (")	
1 ♀, 10-IX -1905, " (")	
1 ♂, 29-IX -1906, Kanshirei (")	
1 ♂, 21- ? -1906, " (")	
1 ♀, ?- X-1909, Arikan (SAUTER)	In Zool. Mus. (Berlin).

Loc. Distr.: Takao; Kanshirei; Arikan.

Gen. Distr.: Ceylon; Borneo; Singapore; Philippines; Formosa.

SCOPARIINÆ

Genus *Scoparia* HAW.

(Type *cembrae* HAW.)

Scoparia HAWORTH, Lep. Brit. p. 491 (1812); GUENÉE, Delt. et Pyr. p. 416 (1854); WALKER, Cat. Lep. Het. B. M. xix, p. 814 (1859); MEYRICK, Trans. Ent. Soc. Lond. p. 346 (1884); MOORE, Lep. Ceyl. iii, p. 354 (1886); MEYRICK, Brit. Lep. p. 419 (1895); HAMPSON, Faun. Brit. Ind. Moths, iv, p. 242 (1896); *id.*, Trans. Ent. Soc. Lond. p. 229 (1897).

Eudorea CURTIS, Brit. Ent. iv, p. 170 (1827) [type *dubitatis* HBN.]; STEPHENS, Ill. Brit. Ent. Haust. iv, p. 298 (1834).

235. *Scoparia promiscua* WLMN. et SOUTH

Scoparia promiscua WILEMAN et SOUTH, Entom. LII, p. 268 (1919).

1 ♂, 22-IX-1906, Arisan (type) In Coll. WILEMAN (London).

Loc. Distr.: Arisan.

Gen. Distr.: Formosa.

PYRAUSTINÆ

Synopsis of Genera

A. Palpi upturned.

a. Palpi with the 3rd joint long, naked and acuminate.

a¹. Palpi with the 2nd joint short and not reaching the vertex of head.

- a². Hind wing with veins 3, 4, 5 approximated for a short distance REHIMENA
- b². Hind wing with veins 4, 5 approximated for a short distance HYMENIA
- b¹. Palpi with the 2nd joint reaching the vertex of head PYCNARMON
- b. Palpi with the 3rd joint short, naked and obtuse.
 - a¹. Maxillary palpi dilated with scales EURRHYPARODES
 - b¹. Maxillary palpi filiform.
 - a². Palpi with the 2nd joint moderately and evenly scaled at the front.
 - a³. Fore wing with vein 7 nearly straight and well separated from 8, 9 LYGROPIA
 - b³. Fore wing with vein 7 curved and approximated to 8, 9 SYLEPTA
 - b². Palpi with the 2nd joint broadly rounded.
 - c². Palpi with the 2nd joint broadly angled.
 - a³. Fore wing with vein 7 curved and approximated to 8, 9; excised at the outer margin below apex CERATARCHA
 - b³. Fore wing with vein 7 straight and well separated from 8, 9; at the outer margin evenly curved GONIORHYNCHUS
 - c. Palpi with a triangular tuft at the front of the 3rd joint.
 - a¹. Palpi with a tuft on the 3rd joint long, pointed and extending to the front of the broadly fringed 2nd joint PAGYDA
 - b¹. Palpi with a tuft on the 3rd joint short.
 - a². Palpi with the 3rd joint short and blunt.
 - a³. Palpi with the triangular 3rd joint set on at an angle AGROTERA
 - b³. Palpi with the triangular 3rd joint not set on at an angle.
 - a⁴. Hind wing with vein 7 anastomosing with 8 almost to apex.
 - a⁵. Fore wing with veins 10, 11 stalked CNAPHALOCROCIS
 - b⁵. Fore wing with vein 10 free and closely approximated to 8, 9 MARASMIA
 - b⁴. Hind wing with vein 7 anastomosing with

- 8 to about three-fourths the length of the wing.
- a⁵. Antenna with shaft annulated.
- .. a⁶. Maxillary palpi extremely minute HYDRIRIS
- b⁶. Maxillary palpi well developed SYNGAMIA
- b⁵. Antenna with shaft not annulated.
- a⁶. Frons flat and oblique BOCCHORIS
- b⁶. Frons rounded NACOLEIA
- b³. Palpi with the 3rd joint long and acuminate NOSOPHORA
- d. Palpi with the 2nd and 3rd joints conically scaled and tapering to apices.
- a¹. Maxillary palpi dilated with scales PRORODES
- b¹. Maxillary palpi filiform.
- a¹. Frons rounded and not prominent.
- a³. Fore wing with vein 7 curved and approximated to 8, 9 for about one-third the length.
- a⁴. Hind wing with veins 4, 5 not approximated towards origin PHOSTRIA
- .. b⁴. Hind wing with veins 4, 5 approximated for a short distance NEVRINA
- b³. Fore wing with vein 7 nearly straight and well separated from 8, 9 DICHOCROCIS
- b². Frons flat and oblique TYPANODES
- e. Palpi with the 3rd joint porrect.
- a¹. Palpi with the 2nd joint broadly fringed with hair at the front, the 3rd lying in it.
- a². Maxillary palpi strongly dilated with scales.
- a³. Fore wing with vein 7 curved and approximated to 8, 9 for a short distance.
- a⁴. Hind wing with veins 4, 5 approximated for a short distance; fore wing long and narrow AGATHODES
- b⁴. Hind wing with veins 4, 5 not approximated towards origin.
- b³. Fore wing with vein 7 nearly straight and well separated from 8, 9 EUCLASTA
- b². Maxillary palpi filiform.
- a³. Fore wing with vein 7 curved and approximated to 8, 9 for some distance POLYTHLIPTA
- b³. Fore wing with vein 7 nearly straight and

- well separated from 8, 9 NAUSINOË
- b¹. Palpi with the 2nd joint moderately scaled at the front, the 3rd projecting free LEUCINODES
- f. Palpi obliquely upturned, the 3rd joint well developed and obtuse.
- a¹. Maxillary palpi dilated with scales; hind wing with veins 3, 4, 5 approximated for a short distance CROCIDOLOMIA
- b¹. Maxillary palpi filiform; hind wing with veins 4, 5 not approximated towards origin OEPIA
- B. Palpi porrect.
- a. Palpi with the 3rd joint hidden in hair.
- a¹. Palpi rostriform, the 3rd joint downcurved.
- a². Hind wing with veins 4, 5 approximated for a short distance.
- a³. Maxillary palpi strongly dilated with scales LEPIDONEURA
- b³. Maxillary palpi with each a pointed tuft of hair at extremity NOORDA
- b². Hind wing with veins 4, 5 not approximated towards origin CALAMOCHROUS
- b¹. Palpi straight and triangularly scaled.
- a². Frons rounded or flat and not prominent.
- a³. Antenna from one to one and half times the length of the fore wing.
- a⁴. Antenna with shaft annulated; fore wing with veins 4, 5 closely approximated for a short distance MARUCA
- b⁴. Antenna with shaft smooth; fore wing with veins 4, 5 not approximated towards origin TETRIDIA
- b³. Antenna shorter than the fore wing.
- a⁴. Maxillary palpi with each a pointed tuft of hair at extremity HEMISCOPIA
- b⁴. Maxillary palpi strongly dilated with scales at extremities.
- a⁵. Antenna with shaft annulated; hind wing with the outer margin somewhat excised below apex DIASEMIA
- b⁵. Antenna with shaft not annulated.

- a⁶. Legs very long and slender; fore femora and tibiae fringed in the male with long hair ANTIGASTRA
- b⁶. Legs of a moderate length UDEA
- c⁴. Maxillary palpi filiform or hardly dilated with scales at extremities.
 - a⁵. Hind wing with veins 3, 4, 5 approximated for a short distance PARBATTIA
 - b⁵. Hind wing with veins 4, 5 approximated for a short distance, 3 separate.
 - a⁶. Hind wing with vein 7 anastomosing with 8.
 - a⁷. Fore wing subtriangular; vein 3 from close to the angle of cell.
 - a⁸. Build stout POLYGRAMMODES
 - b⁸. Build slender.
 - a⁹. Fore wing with apex acute, the outer margin being angled at vein 4; hind wing with the outer margin produced at vein 6 and excurved at the middle, a large tuft of hair at the lower angle of cell DISCOTHYRIS
 - b⁹. Both wings with the outer margin evenly curved.
 - a¹⁰. Frons flat and oblique CROCIDOPHORA
 - b¹⁰. Frons rounded PSARA
 - b⁷. Fore wing long and narrow, vein 3 from well before the angle of cell NOMOPHILA
 - b⁶. Hind wing with vein 7 not anastomosing with 8; fore wing long and narrow TERASTIA
- c⁵. Hind wing with veins 4, 5 not approximated towards origin.
 - a⁶. Antenna with shaft annulated with rings ISCHNURGES
 - b⁶. Antenna with shaft smooth and ciliated.
 - a⁷. Hind tibiae with spurs all long

- and equal HYALOBATHRA
- b⁷. Hind tibiae with each an outer medial spur not more than two-thirds the length of the inner.
- a⁸. Fore wing with vein 7 curved and approximated to 8, 9 PARATALANTA
- b⁸. Fore wing with vein 7 straight and well separated from 8, 9 PYRAUSTA
- b². Frons with a pointed conical prominence LOXOSTEGE
- c². Frons with a rounded prominence METASIA
- b. Palpi with the 3rd joint naked.
- a¹. Palpi with the 3rd joint downcurved EPIPAGIS
- b¹. Palpi straight and not downcurved at the extremities.
- a². Palpi with the 2nd joint fringed above and beneath with hair THLIPTOCERAS
- b². Palpi with the 2nd joint beneath moderately fringed with hair towards the extremities.
- a³. Maxillary palpi slightly dilated with scales ... PROTONOCERAS
- b³. Maxillary palpi long and filiform OMPHISA

Genus *Pycnarmon* LED.

(Type *jaguaralis* GN.)

Pycnarmon LEDERER, Wien. Ent. Mon. vii, p. 441 (1863); HAMPSON, Faun. Brit. Ind. Moths, iv, p. 256 (1896); *id.* (part), Proc. Zool. Soc. Lond. p. 618 (1898).

Entephria LEDERER, *l. c.* p. 428 (1863) [type *praeruptalis* LED.] praeocc.*

Aripana MOORE, Lep. Ceyl. iii, p. 312 (1886) [type *cribrata* FABR.].

Satanastra MEYRICK, Trans. Ent. Soc. Lond. p. 442 (1890) [type *lactiferalis* WLK.].

Eutrichotis SWINHOE, Cat. Het. Mus. Oxf. ii, p. 453 (1900) [type *abraxalis* WLK.].

Pyralocymatophora STRAND, Deut. Ent. Zeitschr. Iris, xxxii (1/2), pp. 34, 35 (1918) [type *cribrata* FABR.].

* Previously used for a genus of *Lepidoptera* by HUEBNER in 1826.

Synopsis of Species

- a. Both wings white.
- a¹. Fore wing with numerous short black striae on costa *P. cribrata* FABR.
- b¹. Fore wing with no black striae on costa.
- a². Fore wing with two U-shaped marks on costa, one at the middle, the other at the base of the postmedial line; a large black spot in the anal area *P. meritalis* Wlk.
- b². Fore wing with ante- and postmedial black spots at costa; no black spot in the anal area; both wings with the termens broadly blackish *P. marginalis* SNELL.
- b. Both wings pale yellowish; markings black *P. aeriferalis* MOOR.
- c. Both wings yellowish brown; large pale yellowish patches in cell and beyond the postmedial line; a broad black band on the terminal area; lines on both wings black *P. pantherata* BUTL.

236. *Pycnarmon cribrata* FABR. (Pl. VII, f. 1)

- Phalaena cribrata* FABRICIUS, Ent. Syst. iii (2), p. 215 (1794).
- Spilomela caberalis* GUENÉE, Delt. et Pyr. p. 284 (1854).
- Zebronia abdicalis* WALKER, Cat. Lep. Het. B. M. xvii, p. 480 (1859).
- Zebronia cabiralis* WALKER, l. c. p. 482 (1859).
- Conchylodes caberalis* LEDERER, Wien. Ent. Mon. vii, p. 443 (1863).
- Conchylodes abdicalis* LEDERER, l. c. p. 443, pl. 17, f. 12 (1863).
- Conchylodes corycialis* SNELLEN, Tijd. v. Ent. xxiii, p. 237 (1880); *id.*, l. c. xxvii, p. 44, pl. 4, f. 6 (1884).
- Aripaena caberalis* MOORE, Lep. Ceyl. iii, p. 312 (1886).
- Aripaena abdicalis* HAMPSON, Ill. Typ. Het. B. M. viii, p. 38 (1891).
- Pycnarmon caberalis* HAMPSON, Faun. Brit. Ind. Moths, iv, p. 258 (1896).
- Entephria cribrata* HAMPSON, Proc. Zool. Soc. Lond. p. 619 (1898).
- Conchylodes privialis* SNELLEN, l. c. xliii, p. 282, pl. 16, f. 1 (1901).
- Aripaena (Pyralocymatophora) frenulalis* STRAND, Deut. Ent. Zeitschr. Iris, xxxii (1/2), p. 34 (1918).

1 specimen,	?	Takao	(HOBSON)	
1 "	14-VIII-1904,	Takao	(WILEMAN)	
1 "	24-VIII-1904,	"	"	
1 "	20-VII-1904,	Kanshirei	"	
1 "	15-VIII-1905,	"	"	In Brit. Mus.
1 "	15-VIII-1905,	"	"	
1 "	19-I-1906,	"	"	
1 "	26-VIII-1908,	"	"	
1 "	16-III-1909,	"	"	
1 specimen,	9-VIII-1904,	Takao	(WILEMAN)	In Coll. WILEMAN (London).
1 "	10-VIII-1904,	"	"	
3 ♂♂,	X-XI-1911,	Kosempo	(includ. type of <i>frenulalis</i> STRAND)	In Deut. Ent. Inst. (Berlin).

Loc. Distr.: Takao; Kanshirei; Kosempo.

Gen. Distr.: Africa; India; Singapore; China; Formosa.

237. *Pycnarmon meritalis* Wlk. (Pl. VII, f. 2)

Zebronia ? *meritalis* WALKER, Cat. Lep. Het. B. M. xvii, p. 479 (1859).

Zebronia ? *plexippusalis* WALKER, l. c. p. 485 (1859).

Conchylodes baptalis SNELLEN, Tijds. v. Ent. xxiii, p. 238 (1880); *id.*, l. c. xxvii, p. 44, pl. 4, f. 7 (1884).

Conchylodes meritalis MEYRICK, Trans. Ent. Soc. Lond. p. 310 (1884).

Aripana meritalis MOORE, Lep. Ceyl. iii, p. 313 (1886).

Pycnarmon meritalis HAMPSON, Faun. Brit. Ind. Moths, iv, p. 259 (1896).

Aripana annulata WARREN, Ann. Mag. Nat. Hist. (6) xviii, p. 168 (1896).

Entephria meritalis HAMPSON, Proc. Zool. Soc. Lond. p. 620 (1898).

1 ♀,	2-IX-1905,	Tainan	(WILEMAN)	In Brit. Mus.
1 ♀,	28-X-1905,	Takao	"	
1 ♂,	9-X-1905,	Tainan	"	
1 ♂,	14-X-1905,	"	"	
1 ♂,	12-III-1909,	"	"	

1 ♂,	X-1909,	Arikan	(SAUTER)	In Zool. Mus. (Berlin).
1 ♀,	X-1909,	"	"	
3 ♂♂, 2 ♀♀,	Taihorin	"	"	

1 ♂,	8-V-1921,	Kuraru	(SHIRAKI)	In Ent. Mus. (Sapporo).
1 ♂,	9-V-1925,	Baibara	(KIKUCHI)	

Loc. Distr.: Taihorin; Kuraru; Baibara; Arikan; Tainan; Takao.

Gen. Distr.: India; Ceylon; Borneo; Java; Australia; China; Formosa.

238. *Pycnarmon aeriferalis* MOOR. (Pl. VII, f. 3)

Conchylodes aeriferalis MOORE, Proc. Zool. Soc. Lond. p. 618 (1877).

Aripana aeriferalis SWINHOE & COTES, Cat. Moths of Ind. p. 634 (1889).

Pycnarmon aeriferalis HAMPSON, Faun. Brit. Ind. Moths, iv, p. 259 (1896).

Entephria oeriferalis HAMPSON, Proc. Zool. Soc. Lond. p. 620 (1898).

Aripana lactiferalis Wlk. ab. *apicipicta* STRAND, Deut. Ent. Zeitschr. Iris, xxxii (1/2), p. 37 (1918).

- | | |
|---|-------------------------------|
| 1 ♂, 14-VII-1908, Kanshirei (WILEMAN) | In Brit. Mus. |
| 1 ♂, I-1910, Kosempo (type of <i>apicipicta</i> STRAND) | In Deut. Ent. Inst. (Berlin). |
| 1 ♂, 22-IX-?, Baibara (KIKUCHI) | In Ent. Mus. (Sapporo). |

Loc. Distr.: Kosempo; Kanshirei; Baibara.

Gen. Distr.: India; Sumatra; Formosa.

239. *Pycnarmon marginalis* SNELL. (Pl. VII, f. 10)

Conchylodes marginalis SNELLEN, Trans. Ent. Soc. Lond. p. 365 (1890).

Pycnarmon marginalis HAMPSON, Faun. Brit. Ind. Moths, iv, p. 259 (1896).

Entephria marginalis HAMPSON, Proc. Zool. Soc. Lond. p. 620 (1898).

Aripana ? dichocrocidalis STRAND, Deut. Ent. Zeitschr. Iris, xxxii (1/2), p. 35 (1918).

- | | |
|---|-------------------------------|
| 1 ♂, 16-IV-1905, Kanshirei (WILEMAN) | } In Coll. WILEMAN (London). |
| 1 ♂, 20-IV-1906, " (") | |
| 1 ♂, 22-IV-1906, " (") | |
| 1 ♂, 16-VI-1906, Kanshirei (WILEMAN) | In Brit. Mus. |
| 1 ♂, V -1909, Kanshirei (SAUTER) | } In Zool. Mus. (Berlin). |
| 1 ♀, VIII-1909, " (") | |
| 2 ♂, X -1909, Arikan (") | |
| 1 ♂, IX-1911, Kosempo (type of <i>dichocrocidalis</i> STRAND) | In Deut. Ent. Inst. (Berlin). |
| 1 ♂, 14-IV -?, Kanshirei (MATSUMURA) | } In Ent. Mus. (Sapporo). |
| 1 ♂, 9-VIII-1925, Baibara (KIKUCHI) | |

Loc. Distr.: Kanshirei; Arikan; Kosempo; Baibara.

Gen. Distr.: India; Sumatra; Formosa.

240. *Pycnarmon pantherata* BUTL. (Pl. VII, f. 11)

Crocidophora pantherata BUTLER, Ill. Typ. Het. B. M. II, p. 59, pl. xxxix, f. 10 (1878).

Entephria pantherata HAMPSON, Proc. Zool. Soc. Lond. p. 620 (1898).

- | | |
|-------------------------------------|-------------------------|
| 1 ♂, 26-VII-1925, Rengechi (UCHIDA) | In Ent. Mus. (Sapporo). |
|-------------------------------------|-------------------------|

Loc. Distr.: Rengechi.

Gen. Distr.: China; Corea; Japan; Formosa.

Genus *Rehimena* Wlk.(Type *phrynealis* Wlk.)

- Rehimena* WALKER, Cat. Lep. Het. B. M. xxxiv, p. 1492 (1865); MOORE, Lep. Ceyl. iii, p. 289 (1885); HAMPSON, Faun. Brit. Ind. Moths, iv, p. 261 (1896); *id.*, Proc. Zool. Soc. Lond. p. 622 (1898).
Cyclarcha SWINHOE, Ann. Mag. Nat. Hist. (6) xiv, p. 203 (1894) [type *striolalis* SNELL.].

241. *Rehimena phrynealis* Wlk.

- Botys phrynealis* WALKER, Cat. Lep. Het. B. M. xviii, p. 630 (1859).
Botys haliusalis WALKER, *l. c.* p. 695 (1859).
Botys infundibulalis SNELLEN, Verh. Midd.-Sumat. iv, Lep. p. 64, pl. v. f. 5 (1880).
Rehimena phrynealis MOORE, Lep. Ceyl. iii, p. 290, pl. 181, f. 5 (1885).
 ♀, 5-V-1906, Tainan (WILEMAN) In Coll. WILEMAN (London).

Loc. Distr.: Tainan.**Gen. Distr.:** India; Borneo; Ceylon; Sumatra; China; Formosa.Genus *Hymenia* Hbn.(Type *perspectalis* Hbn.)

- Hymenia* HUEBNER, Verz. Schmett. p. 360 (1826); WALKER, Cat. Lep. Het. B. M. xvii, p. 395 (1859); MOORE, Lep. Ceyl. iii, p. 293 (1885); MEYRICK, Trans. Ent. Soc. Lond. p. 441 (1890); HAMPSON (part), Faun. Brit. Ind. Moths, iv, p. 262 (1896); *id.*, Proc. Zool. Soc. Lond. p. 623 (1898).
Zinckenia ZELLER, Lep. Microp. Caffr. p. 55 (1852) [type *perspectalis* Hbn.]; LEDERER, Wien. Ent. Mon. vii, p. 436 (1863); MEYRICK, *l. c.* p. 308 (1884); HAMPSON, Faun. Brit. Ind. Moths, iv, p. 262 (1896); *id.*, Proc. Zool. Soc. Lond. p. 623 (1898).
Spoladea GUENÉE, Delt. et Pyr. p. 224 (1854) [type *recurvalis* FABR.].

Synopsis of Species

- a. Fore wing with a white fascia broader below cell; a large triangular white discocellular spot

- which is conjoined with the fascia at the lower angle of cell; hind wing with a white fascia not excurved at the middle *H. recurvalis* FABR.
- b. Fore wing with a postmedial white fascia very narrow; a very small white spot in cell; white fascia to the hind wing excurved at the middle *H. perspectalis* HBN.

242. *Hymenia recurvalis* FABR. (Pl. VII, f. 12)

- Phalaena recurvalis* FABRICIUS, Syst. Ent. p. 644 (1775).
Phalaena (Pyralis) fascialis STOLL, Pap. Exot. iv, p. 236, pl. 398, f. O (1782).
Phalaena angustalis FABRICIUS, Mant. Ins. ii, p. 222 (1787).
Hymenia diffascialis HUEBNER, Verz. Schmett. p. 361 (1826).
Hydrocampa albifascialis BOISDUVAL, Faun. Ent. Madagas. Lep. p. 119, pl. 16, f. I (1833).
Zinckenia recurvalis ZELLER, Lep. Microp. Caffr. p. 55 (1852).
Spoladea recurvalis GUENÉE, Delt. et Pyr. p. 225, pl. 8, f. 5 (1854).
Hymenia recurvalis WALKER, Cat. Lep. Het. B. M. xvii, p. 396 (1859).
Hymenia fascialis SWINHOE, Proc. Zool. Soc. Lond. p. 524 (1884).
Zinckenia fascialis HAMPSON, Faun. Brit. Ind. Moths, iv, p. 262 (1896).
Odezia hecate BUTL. var. *formosana* SHIRAKI, Bul. Agr. Exp. Stat. Formosa, I, p. 146, pl. 35, f. 5 (1910).

2 specimens, ? Takao (HOBSON)	} In Brit. Mus.
1 specimen, Tainan (WILEMAN)	
1 " Kanshirei (")	
2 specimens, Tainan (WILEMAN)	In Coll. WILEMAN (London).
1 ♀, I-1909, Anping (")	} In Deut. Ent. Inst. (Berlin).
1 ♂, VI-1909, Horisha (")	
1 ♀, V-1912, Anping (SAUTER)	

Loc. Distr.: Takao; Tainan; Kanshirei; Anping; Horisha.

Gen. Distr.: Africa; India; Ceylon; Sumatra; New Zealand; Hawaii; Java; New Ireland; New Guinea; Australia; China; Corea; Japan; Formosa.

243. *Hymenia perspectalis* HBN.

- Pyralis perspectalis* HUEBNER, Smml. Eur. Schmett. Pyr. p. 18, pl. 16, f. 101 (1796).

- Hymenia perspectalis* HUEBNER, Verz. Schmett. p. 361 (1826).
Zinckenia primordialis ZELLER, Lep. Microp. Caffr. p. 56 (1852).
Spoladea perspectalis GUENÉE, Delt. et Pyr. p. 226 (1854).
Spoladea exportalis GUENÉE, l. c. p. 227 (1854).
Desmia rhinthonalis WALKER, Cat. Lep. Het. B. M. xix, p. 932 (1859).
 1 ♂, III-1909, Tainan (SAUTER) In Zool. Mus. (Berlin).

Loc. Distr.: Tainan.

Gen. Distr.: Nearctic, Neotropical, Ethiopian and Australian regions (HAMPSON); Formosa.

Genus *Eurrhyarodes* SNELL.

(Type *bracteolalis* ZELL.)

- Eurrhyarodes* SNELLEN, Tijd. v. Ent. xxiii, p. 215 (1880); MOORE, Lep. Ceyl. iii, p. 294 (1885); HAMPSON, Faun. Brit. Ind. Moths, iv, p. 263 (1896); *id.*, Proc. Zool. Soc. Lond. p. 625 (1898).
Molybdantha MEYRICK, Trans. Ent. Soc. Lond. p. 309 (1884) [type *bracteolalis* ZELL.].

Synopsis of Species

- a. Wings fuscous with some leaden scales.
 a¹. Yellow markings on the fore wing very large; abdomen yellowish *E. tricoloralis* ZELL.
 b¹. Yellow markings on the fore wing much smaller in comparison with *E. tricoloralis* ZELL.; abdomen brownish *E. bracteolalis* ZELL.
 b. Wings brownish; fore wing with the ante- and postmedial lines blackish, the latter strongly undulated; two black spots in and at the end of cell; hind wing with the postmedial line undulated; both wings with terminal series of black spots *E. nymphulalis* STRAND
 c. Wings pale yellow, markings rufous *E. contortalis* HAMPSON.

244. *Eurrhyarodes bracteolalis* ZELL.

Botys bracteolalis ZELLER, Lep. Microp. Caffr. p. 30 (1852).

- Isopteryx plumbalis* GUENÉE, Delt. et Pyr. p. 231 (1854).
Isopteryx accessalis WALKER, Cat. Lep. Het. B. M. xvii, p. 405 (1859).
Diasemia bracteolalis LEDERER, Wien. Ent. Mon. vii, p. 419 (1863).
Eurrhyparodes tibialis SNELLEN, Tijds. v. Ent. xxiii, p. 216 (1880).
Molybdanthe bracteolalis MEYRICK, Trans. Ent. Soc. Lond. p. 309 (1884).
Eurrhyparodes accessalis MOORE, Lep. Ceyl. iii, p. 294, pl. 179, f. 6 (1885).
Eurrhyparodes bracteolalis HAMPSON, Ill. Typ. Het. B. M. viii, p. 39 (1891).
Eurrhyparodes tricoloralis STRAND (nec ZELL.), Deut. Ent. Zeitschr. Iris, xxxii (1/2), p. 37 (1918).

1 ♂, I-VII-1904, Tainan (WILEMAN)
 1 ♂, 4-VIII-1908, Funkiko (") } In Coll. WILEMAN (London).

1 ♂, II-1909, Arikan (SAUTER)
 1 ♂, III-1909, Tainan (")
 1 ♀, III-1910, Taihorin (")
 1 ♀, XI-1910, " (") } In Zool. Mus. (Berlin).

1 ♀, VIII-1911, Anping (SAUTER) In Deut. Ent. Inst. (Berlin).

Loc. Distr.: Anping; Tainan; Taihorin; Arikan; Funkiko.

Gen. Distr.: India; Ceylon; Burma; Borneo; Java; Formosa; Japan.

245. *Eurrhyparodes tricoloralis* ZELL.

- Botys tricoloralis* ZELLER, Lep. Microp. Caffr. p. 31 (1852).
Isopteryx ? abnegatalis WALKER, Cat. Lep. Het. B. M. xvii, p. 404 (1859).
Botys abnegatalis LEDERER, Wien. Ent. Mon. vii, p. 376, pl. 11, f. 17 (1863).
Diasemia tricoloralis LEDERER, l. c. p. 419 (1863).
Eurrhyparodes abnegatalis MOORE, Lep. Ceyl. iii, p. 295, pl. 179, f. 7 (1885).
Eurrhyparodes tricoloralis SWINHOE, Trans. Ent. Soc. Lond. p. 283 (1890).

1 ♂, 11-VIII-1904, Takao (WILEMAN) In Brit. Mus.

1 ♂, 16-VIII-1904, Takao (WILEMAN) In Coll. WILEMAN (London).

1 ♂, V-1909, Kanshirei (SAUTER) In Zool. Mus. (Berlin).

Loc. Distr.: Kanshirei; Takao.

Gen. Distr.: Africa; India; Ceylon; Java; Australia; Formosa.

246. *Eurrhyparodes nymphulalis* STRAND

- Eurrhyparodes nymphulalis* STRAND, Deut. Ent. Zeitschr. Iris, xxxii (1/2), p. 38 (1918).

1 ♂, II-1912, Suishario (type) In Deut. Ent. Inst. (Berlin).

Loc. Distr.: Suishario.

Gen. Distr.: Formosa.

247. *Eurrhyarodes contortalis* HMPSON. (Pl. VIII, f. 22)

Pilocrocis contortalis HAMPSON, Trans. Ent. Soc. Lond. p. 387, pl. iii, f. 11 (1900).

1 ♂, VIII-1909, Arikan (SAUTER)	} In Zool. Mus. (Berlin).
1 ♂, IX -1909, " (")	
1 ♀, 21-VII-1925, Baibara (KIKUCHI)	} In Ent. Mus. (Sapporo).
1 ♂, 22-IV-1926, " (")	
1 ♀, 22-IX-1926, " (")	

Loc. Distr.: Arikan; Baibara.

Gen. Distr.: Amur; Formosa.

Genus *Agrotera* SCHRK.

(Type *nemorialis* SCOP.)

Agrotera SCHRANCK, Faun. Boica, II (2), p. 163 (1802); GUENÉE, Delt. et Pyr. p. 217 (1894); WALKER, Cat. Lep. Het. B. M. xvii, p. 386 (1859); LEDERER, Wien. Ent. Mon. vii, p. 439 (1863); MOORE, Lep. Ceyl. iii, p. 288 (1885); MEYRICK, Trans. Ent. Soc. Lond. p. 442 (1890); HAMPSON, Faun. Brit. Ind. Moths, iv, p. 266 (1896); *id.*, Proc. Zool. Soc. Lond. p. 627 (1898).

Nistra WALKER, *l. c.* xvii, p. 488 (1859) [type *coelatalis* Wlk.]; MOORE, *l. c.* p. 295 (1885).

Tetracona MEYRICK, *l. c.* p. 307 (1884) [type *amathealis* Wlk.].

Sagariphora MEYRICK, *l. c.* p. 460 (1894) [type *magnificalis* Hmpson.].

Leucinodella STRAND, Deut. Ent. Zeitschr. Iris, xxxii (1/2), p. 62 (1918); [type *leucostla* Hmpson.].

Synopsis of Species

- a. Fore wing with the costal and terminal areas fuscous, the rest of the wing whitish *A. leucostola* Hmpson.
- b. Fore wing at the terminal half fuscous, with a tinge of bronzy-violet, the basal area being yellow.
 - a¹. Fore wing narrow and slender; abdomen slender, very long *A. ornata* WlMn. et South
 - b¹. Fore wing moderately broad; abdomen normal.
 - a². Fore wing with a bronzy fuscous spot at costa near base *A. basinotata* Hmpson.

- b². Fore wing with no costal bronzy fuscous spot near base.
- a³. Fore wing with cilia white except at the middle *A. nemoralis* SCOP.
- b³. Fore wing with cilia fuscous; a large dark-edged rufous discocellular patch with an orange line on it *A. discinotata* SWINH.

248. *Agrotera nemoralis* SCOP. (Pl. VII, f. 19)

Phalaena nemoralis SCOPOLI, Ent. Carn. p. 242 (1763).

Phalaena erosalis FABRICIUS, Ent. Syst. III (2), p. 236 (1794).

Pyralis nemoralis HUEBNER, Smml. Eur. Schmett. Pyr. p. 17, pl. 15, f. 100 (1796).

Agrotera nemoralis SCHRANCK, Faun. Boica, II (2), p. 163 (1802).

Agrotera posticalis WILEMAN, Trans. Ent. Soc. Lond. p. 374 (1911).

13 ♂♂, VII, X-1911, Kosempo (SAUTER),
2 ♀♀, X-1911, " (") } In Zool. Mus. (Berlin).
1 ♂, II-1912, Suishario (") }

2 ♂♂, 3 ♀♀, VII-1925, Baibara (KIKUCHI) }
1 ♂, 14-VI-1926, " (") } In Ent. Mus. (Sapporo).
1 ♂, VII-1925, Karenko (OHKUNI) }

Loc. Distr.: Kosempo; Suishario; Karenko; Baibara.

Gen. Distr.: Europe; China; Corea; Japan; Formosa.

249. *Agrotera basinotata* HMPSON.

Agrotera basinotata HAMPSON, Ill. Typ. Het. B. M. viii, p. 137, pl. 155, f. 13 (1891).

1 ♀, X-1909, Arikan (SAUTER) }
1 ♀, IV-1910, Kosempo (") } In Zool. Mus. (Berlin).
1 ♂, X-1910, Taihorin (") }

Loc. Distr.: Kosempo; Arikan; Taihorin.

Gen. Distr.: India; Formosa.

250. *Agrotera discinotata* SWINH. (Pl. VII, f. 20)

Agrotera discinotata SWINHOE, Ann. Mag. Nat. Hist. (6) xiv, p. 207 (1894).

1 ♂, V-1918, Kosempo (SONAN) }
1 ♂, VII-1919, Karenko (OHKUNI) } In Ent. Mus. (Sapporo).

Loc. Distr.: Kosempo; Karenko.

Gen. Distr.: India; Formosa.

251. *Agrotera ornata* WLMN. et SOUTH (Pl. VII, f. 21)

Agrotera ornata WILEMAN et SOUTH, Entom. L, p. 176 (1917).

1 ♂, 29-IV-1908, Kanshirei (type) In Coll. WILEMAN (London).

1 ♀, 30-VIII-1925, Baibara (KIKUCHI)}
1 ♂, 26-IX -1925, " (")} In Ent. Mus. (Sapporo).

Loc. Distr.: Kanshirei; Baibara.

Gen. Distr.: Formosa.

252. *Agrotera leucostola* HMPSN. (Pl. VII, f. 28)

Agrotera leucostola HAMPSON, Faun. Brit. Ind. Moths, iv, p. 268 (1896).

Leucinodella agroterodes STRAND, Deut. Ent. Zeitschr. Iris, xxxii (1/2), p. 62 (1918).

1 specimen, 19-VIII-1904, Takao (WILEMAN)}
1 " 12-IV -1908, Kanshirei { " }
1 " 20-V -1908, " (")} In Coll. WILEMAN (London).

1 ♂, 8-VIII-1906, Kanshirei (WILEMAN) In Brit. Mus.

2 ♀ ♀, V-1909, Kanshirei (SAUTER) In Zool. Mus. (Berlin).

1 ♀, X-1911, Kosempo (type of *agroterodes* STRAND) In Deut. Ent. Inst. (Berlin).

1 ♂, 15-VIII-1925, Baibara (KIKUCHI) In Ent. Mus. (Sapporo).

Loc. Distr.: Kanshirei; Kosempo; Takao; Baibara.

Gen. Distr.: India; Formosa.

Genus *Pagyda* WLK.

(Type *salvalis* WLK.)

Pagyda WALKER, Cat. Lep. Het. B. M. xvii, p. 487 (1859); MOORE, Lep. Ceyl. iii, p. 313 (1886); MEYRICK, Trans. Ent. Soc. Lond. p. 516 (1889); HAMPSON, Faun. Brit. Ind. Moths, iv, p. 270 (1896); *id.*, Proc. Zool. Soc. Lond. p. 634 (1898).

Synopsis of Species

- a. Both wings yellowish; hind wing suffused with blood-red; bands on the fore wing very broad *P. auroralis* MOOR.

- b. Both wings yellowish; hind wing not suffused with blood-red.
- a¹. Each wing with a marginal orange band, having a series of silver specks in it *P. lustralis* SNELL.
- b¹. Each wing with no series of silver specks in the marginal orange band.
- a². Fore wing with the terminal area suffused with brown *P. nebulosa* WLMN.
et SOUTH
- b². Fore wing with the terminal area not suffused with brown.
- a³. Fore wing with the subterminal line highly dentated from costa to vein 3 *P. botydalis* SNELL.
- b³. Fore wing with the subterminal line not dentated.
- a⁴. Fore wing with the postmedial line nearly conjoined with the subterminal line at about vein 2 *P. quinquelineata* HERING
- b⁴. Fore wing with the postmedial line not conjoined with the subterminal line.
- a⁵. Medial line from the discocellulars conjoined with the postmedial line below cell *P. arbiter* BUTL.
- b⁵. Medial line free from the postmedial line which becomes obsolete towards dorsum *P. amphisalis* WLK.

253. *Pagyda auroralis* MOOR. (Pl. VII, f. 29)

Haritala auroralis MOORE, Lep. Atk. p. 215, pl. vii, f. 17 (1888).

Pagyda rubricatalis SWINHOE, Trans. Ent. Soc. Lond. p. 282 (1890).

Pagyda auroralis HAMPSON, Faun. Brit. Ind. Moths, iv, p. 270 (1896).

1 specimen, 13-VI-1906, Kanshirei (WILEMAN) In Coll. WILEMAN (London).

1 specimen, 3-III-1908, Kanshirei (WILEMAN) In Brit. Mus.

1 ♂, X-1910, Taihorin (SAUTER) In Zool. Mus. (Berlin).

1 ♂, VIII-1919, Karenko (OHKUNI)
1 ♀, VIII-1919, " (")
1 ♂, 14-VI-1925, Baibara (KIKUCHI) } In Ent. Mus. (Sapporo).

Loc. Distr.: Kanshirei; Karenko; Taihorin; Baibara.

Gen. Distr.: India; Burma; Formosa.

254. *Pagyda lustralis* SNELL. (Pl. VII, f. 30)

Pagyda lustralis SNELLEN, Trans. Ent. Soc. Lond. p. 615 (1890).

1 ♂, XI-1900, Arikan (SAUTER)}
1 ♀, VI-1909, " (")} In Zool. Mus. (Berlin).

1 ♀, 30-VII-1925, Baibara (KIKUCHI)}
1 ♀, II-VIII-1925, " (")} In Ent. Mus. (Sapporo).

Loc. Distr.: Baibara; Arikan.

Gen. Distr.: India; Burma; Formosa.

255. *Pagyda arbiter* BUTL.

Botys arbiter BUTLER, Ill. Typ. Het. B. M. iii, p. 77, pl. 59, f. 13 (1879).

Pagyda schaliphora HAMPSON, Proc. Zool. Soc. Lond. p. 635 (1898).

1 ♀, 14-IV-1906, Kanshirei (WILEMAN)}
1 ♀, 5-VIII-1908, " (")} In Coll. WILEMAN (London).

Loc. Distr.: Kanshirei.

Gen. Distr.: Australia; Formosa; Japan.

256. *Pagyda nebulosa* WLMN. et SOUTH (Pl. VII, f. 4)

Pagyda nebulosa WILEMAN et SOUTH, Entom. L, p. 177 (1917).

1 ♀, 6-IX-1906, Tappan (WILEMAN)}
1 ♀, 16-IX-1906, Arisan (")} In Coll. WILEMAN (London).
1 ♂, 13-IX-1908, " (")}

1 specimen, IX-1906, Arisan (WILEMAN) }
2 specimens, VIII-1908, " (") } In Brit. Mus.
1 specimen, 4-VIII-1908, Punkiko (") }
1 " ? Formosa (MOLTRECHT)}

2 ♂ ♂, 10-VII-1926, Baibara (KIKUCHI) In Ent. Mus. (Sapporo).;

Loc. Distr.: Arisan; Tappan; Punkiko; Baibara.

Gen. Distr.: Formosa.

257. *Pagyda botydalis* SNELL. (Pl. VII, f. 13)

Glyphodes botydalis SNELLEN, Verh. Midd.-Sumat. iv, Lep. p. 69, pl. v, ff. 9, 9 a (1880).

Pagyda aurantialis HAMPSON, Ill. Typ. Het. B. M. ix, p. 169, pl. 173, f. 17 (1893).

Pagyda botydalis HAMPSON, Faun. Brit. Ind. Moths, iv, p. 271 (1896).

- 1 specimen, 3-VIII-1904, Takao (WILEMAN) In Brit. Mus.
 3 specimens, X-1911, Kosempo (SAUTER) In Deut. Ent. Inst. (Berlin).
 1 ♂, 14-VIII-1925, Baibara (KIKUCHI) In Ent. Mus. (Sapporo).

Loc. Distr.: Kosempo; Takao; Baibara.

Gen. Distr.: India; Ceylon; Sumatra; Borneo; Formosa.

258. *Pagyda quinquelineata* HERING (Pl. VII, f. 22)

Pagyda quinquelineata HERING, Stett. Ent. Zeitschr. 64, p. 101 (1903).

- 1 ♂, 4-VII-1905, Punkiko (WILEMAN) In Coll. WILEMAN (London).
 1 ♂, 26-VI-1908, Kanshirei (WILEMAN) In Brit. Mus.
 3 specimens, Taihorin (SAUTER) In Zool. Mus. (Berlin).

Loc. Distr.: Kanshirei; Punkiko; Taihorin.

Gen. Distr.: China; Japan; Formosa.

259. *Pagyda amphisalis* WLK.

Botys amphisalis WALKER, Cat. Lep. Het. B. M. xviii, p. 661 (1859).

Pagyda quadrilineata BUTLER, Trans. Ent. Soc. Lond. p. 586 (1881).

Pagyda amphisalis HAMPSON, Proc. Zool. Soc. Lond. p. 635 (1898).

Pagyda amphisalis WLK. form *amphisaloides* STRAND, Deut. Ent. Zeitschr.
 Iris, xxxii (1/2), p. 42 (1918).

- 1 specimen, V-1908, Kanshirei (WILEMAN) In Coll. WILEMAN (London).
 1 ♂, X-1911, Kosempo (type of *amphisaloides* STRAND) In Deut. Ent. Inst. (Berlin).
 2 specimens, Kanshirei; Arikan (SAUTER) In Zool. Mus. (Berlin).

Loc. Distr.: Kosempo; Kanshirei; Arikan.

Gen. Distr.: India; China; Formosa.

Genus *Hydriris* MEYR.

(Type *chalybitis* MEYR.)

Hydriris MEYRICK, Trans. Ent. Soc. Lond. p. 443 (1885); HAMPSON (part),
 Faun. Brit. Ind. Moths, iv, p. 273 (1896); *id.*, Proc. Zool. Soc.
 Lond. p. 636 (1898).

Spanista LEDERER, Wien. Ent. Mon. vii, p. 445 (1863) [type *ornatalis* DUP.]
 praecoc.; MOORE, Lep. Ceyl. iii, p. 297 (1885).

Synopsis of Species

- a. Fore wing with the postmedial line strongly
excurred at the middle *H. ornatalis* DUP.
- b. Fore wing very narrow; postmedial line ex-
curred at the costal area, being incurved at
the dorsal area; each wing with the middle
area darker *H. chalybitis* MEYR.

260. *Hydriris ornatalis* DUP. (Pl. VII, f. 31)

Asopia ornatalis DUPONCHEL, Hist. Nat. Lep. Fr. viii (2), p. 207, pl. 223,
f. 8 (1832).

Nymphula saturnalis TREITSCHKE, Schmett. Eur. x (3), p. 29 (1835).

Nymphula ornatalis HERRICH-SCHAEFFER, Syst. Schmett. Eur. iv, p. 10,
pl. 8, ff. 52, 53 (1848).

Stenia ornatalis GUENÉE, Delt. et Pyr. p. 247 (1854).

Pyralis deciusalis WALKER, Cat. Lep. Het. B. M. xix, p. 905 (1859).

Spanista ornatalis LEDERER, Wien. Ent. Mon. vii, p. 446 (1863).

Ommatospila ornatalis WALKER, l. c. xxxiv, p. 1328 (1865).

Botys ? invenustalis WALKER, l. c. p. 1431 (1865).

Cataclysta fraterna BUTLER, Ann. Mag. Nat. Hist. (4) xvi, p. 415 (1875).

Hydriris ornatalis MEYRICK, Trans. Ent. Soc. Lond. p. 463 (1890).

Ercta ornatalis HAMPSON, Faun. Brit. Ind. Moths, iv, p. 274 (1896).

Ercta elutalis STRAND (nec WLK.), Deut. Ent. Zeitschr. Iris, xxxii (1/2),
p. 42 (1918).

1 specimen,	?	Takao	(HOBSON)	
1	"	19-X -1905, Tainan	(WILEMAN)	
1	"	24-X -1905, Kanshirei	(")	} In Brit. Mus.
1	"	11-XII-1905, Tainan	(")	
1	"	12-IX -1906, Kanshirei	(")	
1	"	7-X -1906, "	(")	
1	"	23-IV -1909, "	(")	
1 specimen,		18-VIII-1905, Kanshirei	(WILEMAN)	In Coll. WILEMAN (London).
14 specimens,		Taihorin; Arikani	(SAUTER)	In Zool. Mus. (Berlin).
5 ♂♂, 1 ♀,		X-XI-1911, Kosempo	(SAUTER)}	} In Deut. Ent. Inst. (Berlin).
1 ♂,		XI-1911, Taihorin	(")	
1 ♂,		VII-1919, Karenko	(OHKUNI)	In Ent. Mus. (Sapporo).

Loc. Distr.: Takao; Tainan; Kanshirei; Arikani; Kosempo; Taihorin; Karenko.

Gen. Distr.: Africa; India; Ceylon; Java; U. S. A.; Philippines; Formosa.

261. *Hydriris chalybitis* MEYR.*Hydriris chalybitis* MEYRICK, Trans. Ent. Soc. Lond. p. 444 (1885).*Ercta chalybitis* HAMPSON, Proc. Zool. Soc. Lond. p. 637 (1898).

1 ♂, 2-V	-1905, Takao	(WILEMAN)	} In Brit. Mus.
1 ♂, 15-VI	-1906, "	(")	
1 ♂, 16-VI	-1906, "	(")	
1 ♂, 19-VIII	-1906, "	(")	
1 ♂, 4-III	-1906, Tainan	(")	

Loc. Distr.: Takao; Tainan.**Gen. Distr.:** Tonga; New Hebrides; Formosa.Genus *Cnaphalocrocis* LED.(Type *medinalis* GN.)

Cnaphalocrocis LEDERER, Wien. Ent. Mon. vii, p. 384 (1863); MEYRICK, Trans. Ent. Soc. Lond. p. 303 (1884); MOORE, Lep. Ceyl. iii, p. 281 (1885); HAMPSON, Faun. Brit. Ind. Moths, iv, p. 275 (1896); *id.*, Proc. Zool. Soc. Lond. p. 637 (1898).

262. *Cnaphalocrocis medinalis* GN. (Pl. VII, f. 5)*Salbia medinalis* GUENÉE, Delt. et Pyr. p. 201 (1854).*Botys rutilalis* WALKER, Cat. Lep. Het. B. M. xviii, p. 665 (1859).*Botys iolealis* WALKER, *l. c.* p. 666 (1859).*Cnaphalocrocis jolinalis* LEDERER, Wien. Ent. Mon. vii, p. 385, pl. 12, f. 7 (1863).*Botys fasciculatalis* WALKER, *l. c.* xxxiv, p. 1431 (1865).*Botys acerrimalis* WALKER, *l. c.* p. 1449 (1865).*Cnaphalocrocis iolealis* WALKER, *l. c.* p. 1480 (1865).*Asopia ? iolealis* BUTLER, Proc. Zool. Soc. Lond. p. 683 (1880).*Cnaphalocrocis rutilalis* MEYRICK, Trans. Ent. Soc. Lond. p. 304 (1884).*Cnaphalocrocis medinalis* MOORE, Lep. Ceyl. iii, p. 281 (1885).

1 specimen,	?	Takao (HOBSON)	} In Brit. Mus.
1 "	10-VIII-1904,	" (WILEMAN)	
1 "	22-IX -1905,	" (")	
1 "	30-X -1905,	" (")	
1 "	22-XI -1905,	" (")	
1 specimen,	16-VIII-1905,	Kanshirei (WILEMAN)	} In Coll. WILEMAN (London).
1 "	8-V -1906,	Tainan (")	
2 specimens,	VII-X-1911,	Kosempo (SAUTER)	In Deut. Ent. Inst. (Berlin).

2 specimens, Tainan (SAUTER) In Zool. Mus. (Berlin).

1 ♀, 9-VII-1917, Taihoku (?
 1 ♀, X -1918, Arisan (SONAN) } In Ent. Mus. (Berlin).
 1 ♀, 17-VIII-1924, Baibara (KITUCHI)}

Loc. Distr.: Takao; Tainan; Kanshirei; Kosempo; Taihoku; Arisan; Baibara.

Gen. Distr.: India; Ceylon; Java; Australia; N. Guinea; Amur; China; Korea; Japan; Formosa.

Genus *Marasmia* LED.

(Type *venialis* WLK.)

Marasmia LEDERER, Wien. Ent. Mon. vii, p. 385 (1863); MOORE, Lep. Ceyl. iii, p. 283 (1885); MEYRICK, Trans. Ent. Soc. Lond. p. 235 (1886); HAMPSON, Faun. Brit. Ind. Moths, iv, p. 275 (1896); *id.*, Proc. Zool. Soc. Lond. p. 638 (1898).

Dolichosticha MEYRICK, Trans. Ent. Soc. Lond. p. 304 (1884) [type *venialis* WLK.]; MOORE, *i. c.* p. 282 (1885).

Epimima MEYRICK, *i. c.* p. 235 (1886) [type *trebiusalis* WLK.].

Lasiacme WARREN, Ann. Mag. Nat. Hist. (6) xviii, p. 176 (1896) [type *latimarginalis* HMPSN.].

Synopsis of Species

- a. Fore wing yellowish, with a nearly erect post-medial line *M. pauperalis* STRAND
- b. Fore wing pale ochraceous; postmedial line retracted or nearly straight from costa to vein 2.
 - a¹. Fore wing of the male with a very large tuft and fold below costa.
 - a². Both wings with the outer areas broadly suffused with fuscous; an ochraceous space beyond the postmedial line very narrow; both wings with postmedial lines not touched with the outer fuscous area at vein 2 *M. euryterminalis* HMPSN.
 - b². Both wings with the outer areas fuscous, leaving a large ochraceous space beyond

- the postmedial line which is touched to
 the outer fuscous area at vein 2 *M. venilialis* Wlk.
 b¹. Fore wing of the male lacking a fold and
 tuft below costa *M. trapezalis* Gn.

263. *Marasmia pauperalis* STRAND

Marasmia pauperalis STRAND, Deut. Ent. Zeitschr. Iris, xxxii (1/2), p. 41
 (1918).

1 ♀, XII-1911, Suishario (type) In Deut. Ent. Inst. (Berlin).

Loc. Distr.: Suishario.

Gen. Distr.: Formosa.

264. *Marasmia venilialis* Wlk.

Asopia venilialis WALKER, Cat. Lep. Het. B. M. xvii, p. 373 (1859).

Botys marisalis WALKER, l. c. xviii, p. 717 (1859).

Marasmia cicatricosa LEDERER, Wien. Ent. Mon. vii, p. 386, pl. 12, f. 8
 (1863).

Cnaphalocrocis cicatricosa SNELLEN, Tijds. v. Ent. xxvi, p. 135 (1883).

Dolichosticha venilialis MEYRICK, Trans. Ent. Soc. Lond. p. 305 (1884).

Marasmia ruralis MEYRICK (nec Wlk.), l. c. p. 235 (1886).

Marasmia venilialis HAMPSON, Ill. Typ. Het. B. M. ix, p. 51, pl. clxiv, f.
 11 (1893).

Dolichosticha marisalis MEYRICK, l. c. p. 10 (1894).

1 ♂, 22-VI -1904, Tainan (WILEMAN)
 1 ♀, 16-VIII-1904, Kanshirei (") } In Coll. WILEMAN (London).
 1 ♂, 9-V -1906, Tainan (") }

2 specimens, Taihorin (SAUTER) In Zool. Mus. (Berlin).

Loc. Distr.: Tainan; Kanshirei; Taihorin.

Gen. Distr.: W. & S. Africa; Oriental and Australian regions.

265. *Marasmia euryterminalis* HMPSON. (Pl. VII, f. 14)

Marasmia euryterminalis HAMPSON, Ann. Mag. Nat. Hist. (8) xx, p. 378
 (1917).

1 ♀, 18-VIII-1905, Kanshirei (WILEMAN) In Coll. WILEMAN (London).

1 ♀, 20-IV -1908, Kanshirei (type) }
 1 ♂, 1-VIII-1909, " (WILEMAN) } In Brit. Mus.

1 ♂, V-1919, Musha (SONAN) In Ent. Mus. (Sapporo).

Loc. Distr.: Kanshirei; Musha.

Gen. Distr.: India; Formosa.

266. *Marasmia trapezalis* GN.

Salbia trapezalis GUENÉE, Delt. et Pyr. p. 200 (1854).

Botys creonalis WALKER, Cat. Lep. Het. B. M. xviii, p. 579 (1859).

Botys neoclesalis WALKER, *l. c.* p. 635 (1859).

Botys suspicalis WALKER, *l. c.* p. 667 (1859).

Botys convectalis WALKER, *l. c.* xxxiv, p. 1411 (1865).

Cnaphalocrocis bifurcalis SNELLEN, Tijd. v. Ent. xxiii, p. 219 (1880); *id.*,
l. c. xxi, p. 136, pl. 8, f. 5 (1883).

Rovanoa creonalis MOORE, Lep. Ceyl. iii, p. 284, pl. 180, f. 10 (1885).

Dolichosticha bifurcalis MEYRICK, Trans. Ent. Soc. Lond. p. 237 (1886).

Dolichosticha trapezalis MEYRICK, *l. c.* p. 217 (1887).

Marasmia trapezalis HAMPSON, Faun. Brit. Ind. Moths, iv, p. 277 (1896).

Epimima trapezalis SWINHOE, Cat. Het. Mus. Oxf. ii, p. 464 (1900).

1 ♂, 30-VIII-1904, Takao (WILEMAN)} In Coll. WILEMAN (London).
1 ♂, 4-VIII-1905, Tainan (")}

Loc. Distr.: Takao; Tainan.

Gen. Distr.: Neotropical, Ethiopian, Oriental and Australian regions.

Genus *Syngamia* GN.

(Type *florella* CRAM.)

Syngamia GUENÉE, Delt. et Pyr. p. 187 (1854); WALKER, Cat. Lep. Het.
B. M. xvii, p. 333 (1859); LEDERER, Wien. Ent. Mon. vii, p.
434 (1863); HAMPSON, Faun. Brit. Ind. Moths, iv, p. 279 (1896).

Platamonia LEDERER, Wien. Ent. Mon. vii, p. 427 (1863) [type *ampliatalis*
LED.].

Aethaloëssa LEDERER, *l. c.* p. 435 (1863) [type *floridalis* ZELL.].

Chnaura LEDERER, *l. c.* p. 435 (1863) [type *floridalis* ZELL.].

Bacotoma MOORE, Lep. Ceyl. iii, p. 282 (1885) [type *violata* FABR.].

Orphanostigma WARREN, Ann. Mag. Nat. Hist. (6) vi, p. 478 (1890) [type
abruptalis WLK.].

Syngamia HAMPSON (nec GN.), Proc. Zool. Soc. Lond. p. 643 (1898) [type
floridalis ZELL.].

Synopsis of Species

- a. Both wings fuscous brown; fore wing with a yellow discocellular line; hind wing with the middle area yellow except at costa *S. falsidicalis* Wlk.
- b. Both wings with the outer half black; basal area except at costa of the fore wing fiery red; fore wing with a large oval yellow postmedial patch *S. floridalis* ZELL.
- c. Both wings fulvous, at the basal half paler *S. abruptalis* Wlk.
- d. Both wings with the outer area fuscous.
- a¹. Hind wing with the postmedial line very highly excurved between veins 5 and 3 *S. vibiusalis* Wlk.
- b¹. Hind wing with the postmedial line very slightly excurved at the middle, and approximated to the antemedial line at the inner area *S. latimarginalis* Wlk.

267. *Syngamia floridalis* ZELL. (Pl. VII, f. 23)

Stenia floridalis ZELLER, Lep. Microp. Caffr. p. 60 (1852).

Glyphodes calidalis GUENÉE, Delt. et Pyr. p. 294 (1854).

Syngamia merionealis WALKER, Cat. Lep. Het. B. M. xvii, p. 334 (1859).

Syngamia octavialis WALKER, l. c. p. 334 (1859).

Syngamia tiphalis WALKER, l. c. p. 335 (1859).

Aethaloëssa floridalis LEDERER, Wien. Ent. Mon. vii, p. 435, pl. 17, f. 2 (1863).

Chnaura octavialis LEDERER, l. c. p. 435, pl. 17, f. 4 (1863).

Botys witialis FELDER et ROGENHOFER, Reis. Novara, Zool. II, (2), p. 135 f. 8 (1874).

Syngamia floridalis SNELLEN, Trans. Ent. Soc. Lond. p. 628 (1890).

Aethaloëssa calidalis HAMPSON, Ill. Typ. Het. B. M. ix, p. 50 (1893).

Syngamia calidalis SWINHOE, Cat. Het. Mus. Oxf. ii, p. 466 (1900).

- | | |
|--|-------------------------------|
| 1 specimen, 11-X-1905, Tainan (WILEMAN)} | In Brit. Mus. |
| 1 " 29-III-1909, Kanshirei (")} | |
| 1 specimen, 19-VIII-1905, Kanshirei (WILEMAN)} | In Coll. WILEMAN (London). |
| 1 " 6-XI-1905, Takao (")} | |
| 4 specimens, X-1911, Suishario (SAUTER) | In Deut. Ent. Inst. (Berlin). |
| 1 ♀, XI-1910, Taihorin (SAUTER) | In Zool. Mus. (Berlin). |

1 specimen, 16-V -1921, Taito (SHIRAKI) }
 2 specimens, 25-VII-1925, Naihongo (UCHIDA) } In Ent. Mus. (Sapporo).

Loc. Distr.: Tainan; Kanshirei; Takao; Suishario; Taihorin; Naihongo; Taito.

Gen. Distr.: Africa; India; Java; Sumatra; Tahiti; N. Guinea; Formosa.

268. *Syngamia abruptalis* Wlk. (Pl. VII, f. 32)

Asopia ? abruptalis WALKER, Cat. Lep. Het. B. M. xvii, p. 371 (1859).

Asopia dotatalis WALKER, l. c. xxxiv, p. 1305 (1865).

Asopia suffectalis WALKER, l. c. p. 1307 (1865).

Botys abruptalis FELDER et ROGENHOFER, Reis. Novara, Zool. II, (2), pl. 135, f. 10 (1874).

Hedylepta abruptalis MOORE, Lep. Ceyl. iii, p. 277, pl. 178, f. 14 (1885).

Pyrausta abruptalis SWINHOE, Proc. Zool. Soc. Lond. p. 867 (1885).

Syngamia abruptalis HAMPSON, Faun. Brit. Ind. Moths, iv, p. 279 (1896).

1 ♀, 8-VIII-1904, Takao (WILEMAN) }
 1 ♀, 8-V -1906, Tainan (") } In Coll. WILEMAN (London).

1 ♀, 11-VIII-1904, Takao (WILEMAN) }
 1 ♀, 17-VIII-1904, " (") } In Brit. Mus.
 1 ♀, 28-X -1905, " (") }

1 ♂, 12-VII-1906, Ako (MATSUMURA) In Ent. Mus. (Sapporo).

1 ♂, I-1909, Tainan (SAUTER) }
 3 ♂ ♂, II-1909, " (") }
 1 ♀, II-1909, " (") } In Zool. Mus. (Berlin).
 5 ♀ ♀, III-1909, " (") }
 1 ♂, IV-1909, Kanshirei (") }
 1 ♀, IV-1909, " (") }
 2 ♂ ♂, V-1909, " (") }

Loc. Distr.: Tainan; Kanshirei; Takao; Ako.

Gen. Distr.: W. Africa; India; Java; Mereton Bay; Fiji; Formosa.

269. *Syngamia vibiusalis* Wlk.

Botys vibiusalis WALKER, Cat. Lep. Het. B. M. xviii, p. 634 (1859).

Orphanostigma vibiusalis HAMPSON, Ill. Typ. Het. B. M. viii, p. 39 (1891).

Syngamia vibiusalis HAMPSON, Faun. Brit. Ind. Moths, iv, p. 280 (1896).

Botys canarialis SNELLEN, Tijd. v. Ent. 41, p. 191, pl. 9, f. 10 (1898).

Pyrausta terminalis WILEMAN et SOUTH, Entom. L, p. 178 (1917).

1 ♂, 22-XI-1906, Tainan (type of }
 terminalis WLMN. et SOUTH) } In Coll. WILEMAN (London).

1 ♀, II-1909, Tainan (SAUTER) In Zool. Mus. (Berlin).

Loc. Distr.: Tainan.

Gen. Distr.: W. Africa; S. India; Burma; Java; Formosa.

270. *Syngamia latimarginalis* Wlk.

Asopia latimarginalis WALKER, Cat. Lep. Het. B. M. xvii, p. 370 (1859).

Botys jucundalis LEDERER, Wien. Ent. Mon. vii, pp. 370, 463, pl. 8, f. 17 (1863).

Hedylepta latimarginalis MOORE, Lep. Ceyl. iii, p. 277, pl. 178, f. 16 (1885).

Orphanostigma latimarginalis HAMPSON, Ill. Typ. Het. B. M. viii, p. 39 (1891).

Syngamia latimarginalis HAMPSON, Faun. Brit. Ind. Moths, iv, p. 279 (1896).

1 ♀, 16-IV-1906, Kanshirei (WILEMAN) }
1 ♂, 17-IV-1908, " (") } In Coll. WILEMAN (London).

Loc. Distr.: Kanshirei.

Gen. Distr.: Africa; India; Ceylon; Java; Formosa.

271. *Syngamia falsidicalis* Wlk.

Asopia falsidicalis WALKER, Cat. Lep. Het. B. M. xvii, p. 370 (1859).

Hedylepta falsidicalis MOORE, Lep. Ceyl. iii, p. 277 (1885).

Orphanostigma falsidicalis HAMPSON, Ill. Typ. Het. B. M. viii, p. 39 (1891).

Syngamia falsidicalis HAMPSON, Faun. Brit. Ind. Moths, iv, p. 280 (1896).

Pyrausta suisharyonalis STRAND, Deut. Ent. Zeitschr. Iris, xxxii (1/2), p. 82 (1918).

1 ♂, 18-IV-1906, Kanshirei (WILEMAN) In Coll. WILEMAN (London).

1 ♀, I-1910, Kosempo (SAUTER) }
1 ♀, X-1911, Suishario (Type of }
suisharyonalis STRAND) } In Deut. Ent. Inst. (Berlin).

Loc. Distr.: Suishario; Kosempo; Kanshirei.

Gen. Distr.: N. W. Himalaya; India; Ceylon; Formosa.

Genus *Bocchoris* MOOR.

(Type *inspersalis* ZELL.)

Bocchoris MOORE, Lep. Ceyl. iii, p. 271 (1885); HAMPSON, Faun. Brit. Ind. Moths, iv, p. 281 (1896); *id.*, Proc. Zool. Soc. Lond. p. 649 (1898).

Diastictis HUEBNER, Verz. Schmett. p. 355 (1826) [type *argyralis* HBN.]
Praeocc.

Chabula MOORE, l. c. p. 317 (1886) [type *acamasalis* WLK.].

Didymostoma WARREN, Ann. Mag. Nat. Hist. (6) ix, p. 392 (1892) [type
euphranoralis WLK.].

Anomostictis WARREN, l. c. p. 434 (1892) [type *argyralis* HBN.].

Synopsis of Species

- A. Both wings black, with small white spots *B. inspersalis* ZELL.
- B. Both wings with the outer area fuscous.
- a. Fore wing with a black edged broad fuscous medial band.
- a¹. Fore wing with a reniform postmedial patch; both wings with each a white postmedial line.
- a². Fore wing with a white reniform postmedial patch expanding from costa to vein 2 *B. acamasalis* WLK.
- b². Fore wing with a white postmedial patch not reaching to costa *B. telphusalis* WLK.
- b¹. Fore wing without a reniform postmedial patch; both wings with each a very narrow black postmedial line; hind wing with the area before the postmedial line hyaline white *B. artificialis* LED.
- b. Fore wing with no black edged broad fuscous medial band.
- a¹. Fore wing with the costal area fuscous.
- a². Both wings with each a postmedial line not followed by an ochraceous band at the outside *B. adipalis* LED.
- b². Both wings with a each postmedial line not followed by an ochraceous band at the outside except at the costal area *B. aptalis* WLK.
- b¹. Fore wing with the costal area not fuscous; antemedial, medial and postmedial brown bands to the fore wing, and medial and marginal brown brands to the hind

wing, with a series of white specks in them *B. onychinalis* GN.

272. *Bocchoris onychinalis* GN.

- Asopia onychinalis* GUENÉE, Delt. et Pyr. p. 205, pl. 6, f. 9 (1854).
Zebronia ? braurealis WALKER, Cat. Lep. Het. B. M. xix, p. 971 (1859).
Lepyrodes astomalis FELDER et ROGENHOFER, Reis. Novara, Zool. II, (2),
 pl. 135, f. 22 (1874).
Synclera onychinalis SNELLEN, Tijd. v. Ent. xxvii, p. 45 (1884).
Synclera braurealis MOORE, Lep. Ceyl. iii, p. 316 (1886).
Glyphodes astomalis MEYRICK, Trans. Ent. Soc. Lond. p. 224 (1886).
Nausinoë onychinalis MEYRICK, l. c. p. 10 (1894).
Bocchoris onychinalis HAMPSON, Faun. Brit. Ind. Moths, iv, p. 283 (1896).

1 ♂, 1-IX-1904, Takao (WILEMAN)	} In Brit. Mus.
1 ♂, 1-VII-1906, " (")	
1 ♂, 3-VII-1906, " (")	
1 ♂, 21-VII-1904, Tainan (WILEMAN)	} In Coll. WILEMAN (London).
1 ♀, 6-VII-1908, " (")	

Loc. Distr.: Takao; Tainan; Kanshirei.

Gen. Distr.: Africa; India; Borneo; Australia; Burma; Formosa.

273. *Bocchoris acamasalis* Wlk.

- Zebronia ? acamasalis* WALKER, Cat. Lep. Het. B. M. xix, p. 970 (1859).
Zebronia perspicualis WALKER, l. c. xxxiv, p. 1347 (1865).
Botys ? flexissimalis WALKER, l. c. p. 1426 (1865).
Lepyrodes perspicualis MOORE, Proc. Zool. Soc. Lond. p. 91 (1867).
Heterocnephes strangulatis SNELLEN, Tijd. v. Ent. xxiii, p. 224 (1880);
id., l. c. xxvii, p. 35, pl. 3, ff. 1, 1a (1884).
Salbia ? perspicualis BUTLER, Proc. Zool. Soc. Lond. p. 167 (1883).
Chabula acamasalis MOORE, Lep. Ceyl. iii, p. 317 (1886).
Bocchoris acamasalis HAMPSON, Faun. Brit. Ind. Moths, iv, p. 284 (1896).

1 specimen, ? Formosa (MOORE Coll.)	} In Brit. Mus.
4 specimens, VIII-1905, Takao (WILEMAN)	
1 specimen, 22-VIII-1904, Takao (WILEMAN)	} In Coll. WILEMAN (London).
1 " 27-VI-1905, Tainan (")	
2 specimens, Anping (SAUTER)	In Zool. Mus. (Berlin).

Loc. Distr.: Takao; Tainan; Anping.

Gen. Distr.: India; Ceylon; Java; China; Formosa.

274. *Bocchoris telphusalis* Wlk. (Pl. VII, f. 6)

Glyphodes ? telphusalis WALKER, Cat. Lep. Het. B. M. xix, p. 974 (1859).
Glyphodes uncinialis PAGENSTECHE, I. B. Nass. Ver. xxxvii, p. 273, pl. 7, f. 6 (1884).

Heterocnephes reniferalis SNELLEN, Trans. Ent. Soc. Lond. p. 616 (1890).
Bocchoris telphusalis HAMPSON, Faun. Brit. Ind. Moths, iv, p. 284 (1896).
Bocchoris fuzanalis SWINHOE, Ann. Mag. Nat. Hist. (7) xvii, p. 288 (1906).
Glyphodes albilunalis WILEMAN, Trans. Ent. Soc. Lond. p. 381, pl. xxxi, f. 12 (1911).

1 ♀, VII-1919, Karenko (OHKUNI) In Ent. Mus. (Sapporo).

Loc. Distr.: Karenko.

Gen. Distr.: India; Sumatra; Borneo; Japan; Formosa.

275. *Bocchoris adipalis* Led. (Pl. VII, f. 15)

Botys adipalis LEDERER, Wien. Ent. Mon. vii, p. 475, pl. 11, f. 16 (1863).
Botys notatalis WALKER, Cat. Lep. Het. B. M. xxxiv, p. 1437 (1865).
Samea cuprinalis MOORE, Proc. Zool. Soc. Lond. p. 615 (1877).
Memorista marginalis WARREN, Ann. Mag. Nat. Hist. (6) xviii, p. 114 (1896).

Bocchoris adipalis HAMPSON, Faun. Brit. Ind. Moths, iv, p. 286 (1896).
Bocchoris adipalis Led. form *chosokeialis* STRAND, Ent. Zeit. Frankf. 36 (4), p. 15 (1922).

1 ♀, 1914, Chosokei (SAUTER) In Deut. Ent. Inst. (Berlin).

1 ♂, 30-VII-1925, Baibara (KIKUCHI)
 1 ♂, 7-V-1926, " { " }
 1 ♂, 16-VIII-1926, " { " } In Ent. Mus. (Sapporo).

Loc. Distr.: Baibara; Chosokei.

Gen. Distr.: India; Ceylon; Burma; Formosa; Japan.

276. *Bocchoris aptalis* Wlk. (Pl. VII, f. 24)

Botys aptalis WALKER, Cat. Lep. Het. B. M. xxxiv, p. 1425 (1865).
Samea usitata BUTLER, Ill. Typ. Het. B. M. iii, p. 74, pl. 59, f. 3 (1879).
Bocchoris aptalis HAMPSON, Faun. Brit. Ind. Moths, iv, p. 286 (1896).

1 ♀, 3-VI-1906, Tainan (WILEMAN)
 1 ♂, 2-X-1906, " { " }
 1 ♂, 22-VII-1908, Kanshirei { " }
 1 ♀, 14-IV-1909, " { " } In Brit. Mus.

- 1 ♂, 7-IV-1907, Tainan (WILEMAN) In Coll. WILEMAN (London).
 1 ♂, 22-IV-1926, Baibara (KIKUCHI) }
 1 ♂, 15-VI-1926, " (") } In Ent. Mus. (Sapporo).

Loc. Distr.: Kanshirei; Tainan; Baibara.

Gen. Distr.: India; China; Japan; Formosa.

277. *Bocchoris inspersalis* ZELL. (Pl. V, f. 20)

Botys inspersalis ZELLER, Lep. Microp. Caffr. p. 33 (1852).

Desmia afflictalis GUENÉE, Delt. et Pyr. p. 190, pl. 5, f. 4 (1854).

Aediodes inspersalis LEDERER, Wien. Ent. Mon. vii, p. 434 (1863).

Aediodes bootanalis WALKER, Cat. Lep. Het. B. M. xxxiv, p. 1298 (1865).

Desmia stellaris BUTLER, Ill. Typ. Het. B. M. iii, p. 73, pl. lviii, f. 15
(1879).

Bocchoris inspersalis MOORE, Lep. Ceyl. iii, p. 272 (1885).

- 1 ♂, 13-XI-1905, Takao (WILEMAN) In Brit. Mus.
 1 ♀, 9-X-1904, Garambi (WILEMAN) }
 2 ♀ ♀, 25-X-1905, Takao (") } In Coll. WILEMAN (London).
 1 specimen, Taihorin (SAUTER) In Zool. Mus. (Berlin).

Loc. Distr.: Takao; Garambi; Taihorin.

Gen. Distr.: Africa; Arabia; India; Ceylon; Burma; Java; China; Japan;
Formosa.

278. *Bocchoris artificialis* LED.

Botys artificialis LEDERER, Wien. Ent. Mon. vii, p. 463, pl. 8, f. 16 (1863).

Aediodes inscitalis WALKER, Cat. Lep. Het. B. M. xxxiv, p. 1297 (1865).

Samea inscitalis BUTLER, Proc. Zool. Soc. Lond. p. 167 (1883).

Aediodes abstrusalis MOORE, Lep. Atk. p. 207 (1888).

Samea abstrusalis SWINHOE & COTES, Cat. Moths of Ind. p. 624 (1889).

Mimorista artificialis HAMPSON, Ill. Typ. Het. B. M. viii, p. 38 (1891).

Bocchoris artificialis HAMPSON, Faun. Brit. Ind. Moths, iv, p. 285 (1896).

- 1 ♂, 28-VII-1906, Kanshirei (WILEMAN) In Coll. WILEMAN (London).
 1 ♀, IV-1910, Taihorin (SAUTER) In Zool. Mus. (Berlin).

Loc. Distr.: Kanshirei; Taihorin.

Gen. Distr.: Brazil; Hindostan; India; Formosa.

Genus *Nosophora* LED.(Type *dispilalis* HMPSON.)

Nosophora LEDERER, Wien. Ent. Mon. vii, p. 407 (1863); MOORE, Lep. Ceyl. iii, p. 319 (1886); HAMPSON, Faun. Brit. Ind. Moths, iv, p. 288 (1896); *id.*, Proc. Zool. Soc. Lond. p. 661 (1898).

Analthes LEDERER, *L. c.* pp. 407, 502 (1863) [type *semitritalis* LED.].

Eidama WALKER, Cat. Lep. Het. B. M. xxxiv, p. 1374 (1865) [type *hyp-salis* WLK.].

Synopsis of Species

- a. Wings black *N. taihokualis* STRAND
 b. Wings fulvous, suffused with fuscous on
 the outer area *N. semitritalis* LED.

279. *Nosophora taihokualis* STRAND (Pl. VII, f. 33)

Nosophora taihokualis STRAND, Deut. Ent. Zeitschr. Iris, xxxii (1/2), p. 43 (1918).

1 ♂, 27-VII-1906, Kanshirei (WILEMAN)	In Coll. WILEMAN (London).
1 ♀, XI-1909, Arikan (SAUTER)	In Zool. Mus. (Berlin).
1 ♂, 7-IV-1912, Taihoku (type)	In Deut. Ent. Inst. (Berlin).
1 ♂, 12-IX -1924, Baibara (KIKUCHI)	In Ent. Mus. (Sapporo).
1 ♂, 10-VIII-1925, " (")	
1 ♂, 26-X -1925, " (")	
1 ♂, 15-VI -1925, " (")	

Loc. Distr.: Taihoku; Kanshirei; Arikan; Baibara.

Gen. Distr.: Formosa.

280. *Nosophora semitritalis* LED. (Pl. VII, f. 7)

Analthes semitritalis LEDERER, Wien. Ent. Mon. vii, p. 407, pl. 14, f. 14 (1863).

Botys ? *palpalis* WALKER, Cat. Lep. Het. B. M. xxxiv, p. 1430 (1865).

Analthes semitritalis MEYRICK, Trans. Ent. Soc. Lond. p. 460 (1894).

Nosophora semitritalis HAMPSON, Faun. Brit. Ind. Moths, iv, p. 291 (1896).

1 ♀, 12-IX -1924, Baibara (KIKUCHI)	In Ent. Mus. (Sapporo).
1 ♀, 20-VII -1925, " (")	
1 ♂, 11-VIII-1925, " (")	
1 ♂, 15-VIII-1926, " (")	

Loc. Distr.: Baibara.

Gen. Distr.: India; Formosa.

280 a. *Nosophora semitritalis* LED.

var. *orbicularis* var. nov. (Pl. VII, f. 16)

♂. Differs from the typical species in the following points:

1. Fore wing with a white patch below the lower angle of cell, being orbicular in shape, slightly angled outwardly at the middle of the outer edge.
2. Hind wing with a white patch at the middle, being nearly quadrate in shape.

Expanse of wings 29 mm.

1 ♂, August 8, 1925, Baibara (K. KIKUCHI). In Coll. Ent. Mus. (Sapporo).

Genus *Tyspanodes* WARR.

(Type *nigrolinealis* MOOR.)

Tyspanodes WARREN, Ann. Mag. Nat. Hist. (6)vii, p. 425 (1891); HAMPSON, Faun. Brit. Ind. Moths, iv, p. 298 (1896); *id.*, Proc. Zool. Soc. Lond. p. 672 (1898).

Peribona SNELLEN, Tijds. v. Ent. xxxviii, p. 145 (1895) [type *venosa* BUTL.].

Radiatorista WARREN, *l. c.* (6) xvii, p. 138 (1896) [type *venosa* BUTL.].

Synopsis of Species

- a. Fore wing white; in the interspaces of veins black ... *T. hypsalis* WARR.
- b. Fore wing bright yellow; in the interspaces of veins black *T. striata* BUTL.

281. *Tyspanodes hypsalis* WARR. (Pl. VII, f. 25)

Tyspanodes hypsalis WARREN, Ann. Mag. Nat. Hist. (6)vii, p. 426 (1891).

1 ♂, 27-IV -1908, Kanshirei (WILEMAN)	} In Coll. WILEMAN (London).
1 ♂, 21-VII-1908, " (")	
1 ♂, X-1910, Taihorin (SAUTER)	In Zool. Mus. (Berlin).
1 ♂, 5-III -1925, Baibara (KIKUCHI)	} In Ent. Mus. (Sapporo).
1 ♀, 11-VIII-1925, " (")	
1 ♂, 7-V -1925, " (")	

Loc. Distr.: Taihorin; Kanshirei; Baibara.

Gen. Distr.: China; Corea; Formosa.

282. *Tyspanodes striata* BUTL. (Pl. VII, f. 34)

Astura striata BUTLER, Ill. Typ. Het. B. M. iii, p. 76, pl. lix, f. 10 (1879).

Tyspanodes striata HAMPSON, Proc. Zool. Soc. Lond. p. 673 (1898).

1 ♀, 17-IX-1906, Kanshirei (WILEMAN)
 1 ♀, 26-VII-1906, " { " } In Coll. WILEMAN (London).
 1 ♀, 24-X-1908, " { " }

1 ♂, 3-VIII-1907, Kanshirei (WILEMAN)
 1 ♂, 6-III-1908, " { " } In Brit. Mus.
 1 ♀, 6-V-1908, " { " }

1 ♂, VI-1910, Taihorin (SAUTER) In Zool. Mus. (Berlin).

1 ♀, 23-VII-1925, Musha (UCHIDA) In Ent. Mus. (Sapporo).

Loc. Distr.: Kanshirei; Taihorin; Musha.

Gen. Distr.: China; Corea; Japan; Formosa.

Genus *Neurina* GN.

(Type *procopia* STOLL)

Neurina GUENÉE, Delt. et Pyr. p. 313 (1854); LEDERER, Wien. Ent. Mon. vii, p. 395 (1863); HAMPSON, Faun. Brit. Ind. Moths, iv, p. 299 (1896); *id.*, Proc. Zool. Soc. Lond. p. 675 (1898).

Neurina MOORE, Lep. Ceyl. iii, p. 330 (1886); WALKER (part), Cat. Lep. Het. B. M. xviii, p. 538 (1859); SWINHOE, Cat. Het. Mus. Oxf. ii, p. 475 (1900).

283. *Neurina procopia* STOLL (Pl. VII, f. 8)

Phalaena (Pyralis) procopia STOLL, CRAMER, Pap. Exot. iv, p. 152, pl. 368, f. E (1781).

Neurina procopialis GUENÉE (nec STOLL), Delt. et Pyr. p. 314 (1854).

Neurina procopia LEDERER, Wien. Ent. Mon. vii, p. 396 (1863).

Euglyphis procopialis MOORE, Proc. Zool. Soc. Lond. p. 95 (1867).

Neurina procopia MOORE, Lep. Ceyl. iii, p. 330, pl. 182, f. 1 (1886).

Euglyphis procopia HAMPSON, Ill. Typ. Het. B. M. ix, p. 46 (1893).

1 ♀, 21-VIII-1905, Kagi (WILEMAN)
 1 ♀, 8-V-1908, Kanshirei (") In Brit. Mus.

1 ♀, 13-VII-1905, Kanshirei (WILEMAN)}	In Coll. WILEMAN (London).
1 ♂, 22-IV -1906, " (")}	
1 ♀, ?-V -1908, Kosempo (SAUTER)	In Zool. Mus. (Berlin).
1 specimen, VIII-1909, Kosempo (SAUTER)	In Deut. Ent. Inst. (Berlin).
9 specimens, 1925-26, Baibara (KIKUCHI)	In Ent. Mus. (Sapporo).

Loc. Distr.: Kosempo; Kagi; Kanshirei; Baibara.

Gen. Distr.: Africa; India; Ceylon; Singapore; Java; Formosa; Japan.

Genus *Phostria* HBN.

(Type *tedea* CRAM.)

Phostria HUEBNER, Verz. Schmett. p. 130 (1820).

Phryganodes GUENÉE, Delt. et Pyr. p. 353 (1854) [type *plicatalis* GN.].

Omiodes GUENÉE, *l. c.* p. 355 (1854) [type *humeralis* GN.]; WALKER, Cat. Lep. Het. B. M. xviii, p. 740 (1859); LEDERER, Wien. Ent. Mon. vii, p. 409 (1863).

Eporidia WALKER, Cat. Lep. Het. B. M. xviii, p. 541 (1859) [type *dariusalis* WLK.].

Cirrocephala LEDERER, *l. c.* p. 395 (1863) [type *venosta* LED.].

Spargeta LEDERER, *l. c.* p. 406 (1863) [type *basalticalis* LED.].

Coenostola LEDERER, *l. c.* p. 408 (1863) [type *originalis* WLK.].

Microthyris LEDERER, *l. c.* p. 432 (1863) [type *prolongalis* GN.].

Vatica WALKER, Proc. N. H. Soc. Glasg. i, p. 369 (1869) [type *rutilalis* WLK.].

Condega MOORE, Lep. Ceyl. iii, p. 344 (1886) [type *obscurata* MOOR.].

Charema MOORE, Lep. Atk. p. 218 (1888) [type *noctescens* MOOR.].

Saroscelis MEYRICK, Trans. Ent. Soc. Lond. p. 461 (1894) [type *nicoalis* WLK.].

Plectrona SNELLEN, Tijd. v. Ent. xxxviii, p. 142 (1895) [type *dohrni* SNELL.].

Hoplisa SNELLEN, *l. c.* xlii, p. 69 (1899) [type *xipharesalis* WLK.].

Parbokla SWINHOE, Cat. Het. Mus. Oxf. ii, p. 476 (1900) [type *diffusimarginalis* HMPNS.].

Oedematarcha SWINHOE, *l. c.* p. 476 (1900) [type *xipharesalis* WLK.].

Antennodes SWINHOE, Ann. Mag. Nat. Hist. (7) xvii, p. 291 (1906) [type *radicalis* WLK.].

Synopsis of Species

a. Wings dark fuscous; expanse of wings

- 38-40 mm. *P. noctescens* MOOR.
 b. Wings brown or reddish brown.
 a¹. Fore wing broad; at the termen evenly
 curved *P. obscurata* MOOR.
 b¹. Fore wing narrow; at the termen very
 oblique *P. analis* SNELL.

284. *Phostria noctescens* MOOR. (Pl. VII, f. 17)

Charema noctescens MOORE, Lep. Atk. p. 218 (1888).

Omiodes noctescens SNELLEN, Trans. Ent. Soc. Lond. p. 619 (1890).

Phryganodes noctescens HAMPSON, Faun. Brit. Ind. Moths, iv, p. 303 (1896).

1 ♂, 18-VIII-1905, Kanshirei (WILEMAN)}	In Coll. WILEMAN (London).
1 ♂, 4-VIII-1908, Punkiko (")}	
1 ♂, IV-1908, Kanshirei (SAUTER)}	In Zool. Mus. (Berlin).
1 ♂, X-1909, Arikan (")}	
1 ♀, 18-IV-1909, Kanshirei (WILEMAN)	In Brit. Mus.
1 ♀, 11-VIII-1925, Baibara (KIKUCHI)}	In Ent. Mus. (Sapporo).
2 ♂ ♂, 15-VI-I-1925, " (")}	
1 ♀, 15-VIII-1925, " (")}	
1 ♀, 23-IX -1926, " (")}	

Loc. Distr.: Baibara; Kanshirei; Arikan; Punkiko.

Gen. Distr.: India; China; Corea; Japan; Formosa.

285. *Phostria obscurata* MOOR.

Condega obscurata MOORE, Lep. Ceyl. iii, p. 345, pl. 183, f. 12 (1886).

Phryganodes obscurata HAMPSON, Faun. Brit. Ind. Moths, iv, p. 304 (1896).

1 ♂, 16-VIII-1905, Kanshirei (WILEMAN)}	In Coll. WILEMAN (London).
1 ♂, 17-VIII-1905, " (")}	
1 ♂, 23-IV -1908, Kanshirei (WILEMAN)}	In Brit. Mus.
1 ♂, 20-IV -1909, " (")}	

Loc. Distr.: Kanshirei.

Gen. Distr.: India; Ceylon; Burma; Singapore; Formosa.

286. *Phostria analis* SNELL.

Omiodes analis SNELLEN, Tijd. v. Ent. xxiii, p. 227 (1880); *id.*, l. c. xxvii,
 p. 37, pl. 3, ff. 5, 5 a (1883).

Charema albociliata MOORE, LEP. Atk. p. 219 (1888).

Omiodes hiracia MEYRICK, Trans. Ent. Soc. Lond. p. 457 (1894).

Phryganodes analis HAMPSON, Faun. Brit. Ind. Moths, iv, p. 304 (1896).

1 ♂, 5-IX-1904, Takao (WILEMAN) In Coll. WILEMAN (London).

1 ♂, 25-VIII-1907, Takao (SAUTER) In Zool. Mus. (Berlin).

Loc. Distr.: Takao.

Gen. Distr.: India; Borneo; Formosa.

Genus *Dichocrocis* LED.

(Type *pandamalis* WLK.)

Dichocrocis LEDERER, Wien. Ent. Mon. vii, p. 447 (1863); HAMPSON, Faun. Brit. Ind. Moths, iv, p. 305 (1896); *id.*, Proc. Zool. Soc. Lond. p. 688 (1898).

Conogethes MEYRICK, Trans. Ent. Soc. Lond. p. 314 (1884) [type *punctiferalis* GN.].

Gadessa MOORE, Lep. Ceyl. iii, p. 278 (1885) [type *albifrons* MOOR.].

Dadessa MOORE, *l. c.* p. 333 (1886) [type *evaxalis* WLK.].

Phaedropsis WARREN, Ann. Mag. Nat. Hist. (6) iv, p. 476 (1890) [type *chromalis* GN.].

Orthospila WARREN, *l. c.* p. 477 (1890) [type *plutusalis* WLK.].

Zebrodes WARREN, *l. c.* (6) xvii, p. 104 (1896) [type *rigidalis* SNELL.].

Synopsis of Species

- a. Wings black-brown, with a slight cuprescent tinge *D. surusalis* WLK.
- b. Wings yellow.
 - a¹. Fore wing with not more than two black lines; hind wing with a single line *D. chlorophanta* BUTL.
 - b¹. Each wing with more than two lines; fore wing with basal, antemedial and postmedial black dots at costa *D. tigrina* MOOR.
 - c¹. Fore wing with five series of black spots; hind wing with two series of black spots *D. punctiferalis* GN.

287. *Dichocrocis surusalis* WLK.

Botys surusalis WALKER, Cat. Lep. Het. B. M. xviii, p. 695 (1859).

Botys subjunctalis WALKER, *l. c.* xxxiv, p. 1404 (1865).

Botys triferalis WALKER, *l. c.* p. 1428 (1865).

Botys semifascialis SNELLEN, Tijds. v. Ent. xxiii, p. 214 (1880); *id.*, *l. c.* xxvi, p. 131, pl. 7, ff. 12 a-c (1883).

Rehimena subjunctalis MOORE, Lep. Ceyl. iii, p. 290, pl. 181, f. 6 (1885).

Dichocrocis surusalis HAMPSON, Faun. Brit. Ind. Moths, iv, p. 311 (1896).

Sylepta surusalis HERING, Stett. Ent. Zeitschr. 62, p. 80 (1901).

1 ♀, 22-VIII-1905, Tainan (WILEMAN)}	In Coll. WILEMAN (London).
1 ♂, 27-VII-1906, Kanshirei (")}	
1 ♀, ? Taihorin (SAUTER)	In Zool. Mus. (Berlin).

Loc. Distr.: Tainan; Kanshirei; Taihorin.

Gen. Distr.: Ceylon; Borneo; Singapore; N. Guinea; China; Japan; Formosa.

288. *Dichocrocis punctiferalis* GN. (Pl. VII, f. 26)

Astura punctiferalis GUENÉE, Delt. et Pyr. p. 320 (1854).

Deiopeia detracta WALKER, Jour. Linn. Soc. Lond. iii, p. 186 (1859).

Astura ersealis WALKER, Cat. Lep. Het. B. M. xix, p. 980 (1859).

Botys nicippealis WALKER, *l. c.* xix, p. 999 (1859).

Botys punctiferalis LEDERER, Wien. Ent. Mon. vii, p. 375 (1863).

Astura guttatalis WALKER, *l. c.* xxxiv, p. 1381 (1865).

Conogethes punctiferalis MEYRICK, Trans. Ent. Soc. Lond. p. 314 (1884).

Dichocrocis punctiferalis HAMPSON, Faun. Brit. Ind. Moths, iv, p. 307 (1896).

Dichocrocis ersealis SWINHOE, Cat. Het. Mus. Oxf. ii, p. 480 (1900).

1 ♂, 17-VIII-1905, Kanshirei (WILEMAN)	In Coll. WILEMAN (London).
1 ♂, 14-III-1909, Kanshirei (WILEMAN)	In Brit. Mus.
1 specimen, IX-1910, Hoozan (SAUTER)	In Deut. Ent. Inst. (Berlin).
1 ♂, 26-X-1926, Baibara (KIKUCHI)	In Ent. Mus. (Sapporo).

Loc. Distr.: Hoozan; Kanshirei; Baibara.

Gen. Distr.: India; Java; China; Korea; Japan; Formosa.

289. *Dichocrocis tigrina* MOOR. (Pl. VII, f. 35)

Haritala tigrina MOORE, Lep. Ceyl. iii, p. 312, pl. 182, f. 5 (1886).

Orthospila tigrina HAMPSON, Ill. Typ. Het. B. M. viii, p. 38 (1891).

Notarcha compsogramma MEYRICK, Trans. Ent. Soc. Lond. p. 461 (1894).

Dichocrocis tigrina SWINHOE, Cat. Het. Mus. Oxf. ii, p. 481 (1900).

1 ♂, 8-IX-1904, Takao (WILEMAN)}	In Brit. Mus.
1 ♂, 17-IX-1904, " (")}	
1 ♀, 20-V-1907, Formosa (")}	
1 ♂, 19-VI-1907, " (")}	

1 ♀, 2-VII-1904, Tainan (WILEMAN)}	In Coll. WILEMAN (London).
1 ♂, 10-IV-1906, " (")}	
1 ♂, VI-1910, Taihorin (SAUTER)	In Zool. Mus. (Berlin).
1 ♂, 14-VIII-1925, Baibara (KIKUCHI)	In Ent. Mus. (Sapporo).

Loc. Distr.: Taihorin; Baibara; Takao; Tainan.

Gen. Distr.: India; Borneo; Formosa.

290. *Dichocrocis chlorophanta* BUTL. (Pl. VII, f. 36)

Botys chlorophanta BUTLER, Ill. Typ. Het. B. M. ii, p. 58, pl. xxxix, f. 8 (1878).

1 ♂, 20-IV-1906, Kanshirei (WILEMAN) In Coll. WILEMAN (London).

1 ♂, 9-V-1926, Baibara (KIKUCHI) In Ent. Mus. (Sapporo).

Loc. Distr.: Baibara; Kanshirei.

Gen. Distr.: China; Corea; Japan; Formosa.

Genus *Lamprosema* HBN.

(Type *lunulalis* HBN.)

Lamprosema HUEBNER, Verz. Schmett. p. 361 (1826).

Nacoleia WALKER, Cat. Lep. Het. B. M. xix, p. 934 (1859) [type *rheoalis* WLK.]; HAMPSON, Faun. Brit. Ind. Moths, iv, p. 312 (1896); *id.*, Proc. Zool. Soc. Lond. p. 693 (1898).

Hedylepta LEDERER, Wien. Ent. Mon. vii, p. 409 (1863) [type *indicata* FABR.].

Pelecynthis MEYRICK, Trans. Ent. Soc. Lond. p. 315 (1884) [type *diemenalis* GN.].

Semioceros MEYRICK, *l. c.* p. 318 (1884) [type *amphicedalis* WLK.].

Thysanodesma BUTLER, Ill. Typ. Het. B. M. vii, p. 96 (1889) [type *praeteritalis* WLK.].

Aplomastix WARREN, Ann. Mag. Nat. Hist. (6) vi, p. 478 (1890) [type *moninalis* WARR.].

Loxocreon WARREN, *l. c.* (6) ix, p. 432 (1892) [type *continuatalis* WLLGRN.].

Metasciodes MEYRICK, *l. c.* p. 8 (1894) [type *heliaula* MEYR.].

Merotoma MEYRICK, *l. c.* p. 460 (1894) [type *dairalis* WLK.].

Macrospectrodes WARREN, *l. c.* (6) xvii, p. 94 (1896) [type *subargentalis* SNELL.].

Idiusia WARREN, *l. c.* p. 98 (1896) [type *benepictalis* WARR.].

Prencopogon WARREN, *l. c.* p. 146 (1896) [type *barbata* WARR.].

Orthocona WARREN, *l. c.* (6) xviii, p. 214 (1896) [type *eximialis* WARR.].

Synopsis of Species

- a. Wings fuscous or brown.
- a¹. Fore wing with the postmedial line outwardly oblique from costa to vein 2, very highly incurved at veins 6 and 5.
- a². Fore wing with a large pale-centred reniform discocellular spot; both wings with each a crenulate terminal line *L. charesalis* Wlk.
- b². Fore wing with a discocellular lunule; postmedial line to both wings highly undulated at the excurved portion *L. sauterialis* STRAND
- b¹. Fore wing with the postmedial line outwardly oblique from costa to vein 2, very slightly incurved, being not undulated *L. bianoralis* Wlk.
- c¹. Fore wing with the postmedial line oblique outwardly from costa to vein 2, being not incurved.
- a². Hind wing with cilia white at the outer half; wings brownish fuscous; expanse of wings 36 mm. *L. karenkonalis* SHIB.
(sp. nov.)
- b². Hind wing with cilia concolorous; wings fuscous; expanse of wings 28 mm. *L. tristrialis* BREM.
- b. Wings fulvous *L. indicata* FABR.
- c. Wings yellow.
- a¹. Both wings broadly suffused with fuscous.
- a². Fore wing without markings in the middle of costa *L. diemenalis* GN.
- b². Fore wing with markings in the middle of costa.
- a³. Fore wing with a black annulus at costa above the discocellulars *L. commixta* BUTL.
- b³. Fore wing with four black spots and two annuli at costa *L. biformis* BUTL.
- b¹. Each wing with the middle of the terminal area and the anal area blackish *L. chrysorycta* MEYR.

291. *Lamprosema commixta* BUTL. (Pl. VII, f. 9)*Samea commixta* BUTLER, Ann. Mag. Nat. Hist. (5) iv, p. 453 (1879).*Nacoleia costisignalis* MOORE, Lep. Ceyl. iii, p. 273 (1885).*Thysanodesma commixta* HAMPSON, Ill. Typ. Het. B. M. ix, p. 172, pl. clxxiii, f. 24 (1893).*Nacoleia commixta* HAMPSON, Faun. Brit. Ind. Moths, iv, p. 322 (1896).

1 ♂, 12-VI-1906, Kanshirei (WILEMAN)	} In Brit. Mus.
1 ♂, 29-V-1908, " (")	
1 ♀, 14-IV-1909, " (")	
1 ♀, 28-VI-1909, " (")	
1 ♂, 15-VIII-1908, Kanshirei (WILEMAN)	In Coll. WILEMAN (London).
1 ♀, VI-1910, Taihorin (SAUTER)	In Zool. Mus. (Berlin).
1 ♀, VI-1914, Arisan (MAKI)	} In Ent. Mus. (Sapporo).
1 ♀, 30-VII-1925, Baibara (KIKUCHI)	
1 ♀, 7-V-1926, " (")	
1 ♂, 15-VI-1926, " (")	

Loc. Distr.: Arisan; Baibara; Taihorin; Kanshirei.**Gen. Distr.:** India; Ceylon; China; Japan; Formosa.**292. *Lamprosema biformis* BUTL. (Pl. VII, f. 18)***Danaga biformis* BUTLER, Ill. Typ. Het. B. M. vii, p. 94, pl. cxxxv, ff. 2, 3 (1889).*Symphonia secunda* STRAND, Entom. Mitteil. viii (4/6), p. 104 (1919).

1 ♂, 17-IV-1906, Kanshirei (WILEMAN)	} In Brit. Mus.
1 ♂, 25-VII-1906, " (")	
1 ♂, 16-IV-1906, Kanshirei (WILEMAN)	} In Coll. WILEMAN (London).
1 ♀, 16-IV-1906, " (")	
1 ♂, X-1911, Suishario (type of <i>secunda</i> STRAND)	In Deut. Ent. Inst. (Berlin).
4 ♂ ♂, 3 ♀ ♀, Arikan, Kanshirei } Taihorin (SAUTER)}	In Zool. Mus. (Berlin).
2 ♂ ♂, 26-X-1925, Baibara (KIKUCHI)	} In Ent. Mus. (Sapporo).
1 ♂, 9-V-1926, " (")	
1 ♂, 22-IX-1926, " (")	

Loc. Distr.: Suishario; Kanshirei; Taihorin; Arikan; Baibara.**Gen. Distr.:** India; China; Formosa.**293. *Lamprosema chrysorycta* MEYR. (Pl. VII, f. 27)***Semioceras chrysorycta* MEYRICK, Trans. Ent. Soc. Lond. p. 320 (1884).*Nacoleia coutingens* MOORE, Lep. Ceyl. iii, p. 273, pl. 179, f. 8 (1885).

Piletocera chrysorycta HAMPSON, Trans. Ent. Soc. Lond. p. 213 (1897).

Piletocera contingens HAMPSON, Trans. Ent. Soc. Lond. p. 213 (1897).

1 ♀, 4-IX -1904, Takao (WILEMAN)	} In Brit. Mus.
1 ♂, 25-IX -1906, Kanshirei (")	
1 ♂, 1-VII -1908, " (")	
1 ♂, 1-VIII-1907, Formosa (")	
1 ♂, 20-IV-1906, Kanshirei (WILEMAN)	In Coll. WILEMAN (London).
1 ♂, IV-1910, Taihorin (SAUTER)	In Zool. Mus. (Berlin).
1 ♂, 9-V-1926, Baibara (KIKUCHI)	In Ent. Mus. (Sapporo).

Loc. Distr.: Baibara; Taihorin; Takao; Kanshirei.

Gen. Distr.: India; Ceylon; Burma; Borneo; Australia; Japan; Formosa.

294. *Lamprosema tristrialis* BREM. (Pl. VIII, f. 1)

Botys tristrialis BREMER, Lep. Ost-Sib. p. 68, pl. vi, f. 7 (1864).

Nacoleia tristrialis HAMPSON, Faun. Brit. Ind. Moths, iv, p. 313 (1896).

Hedylepta confusalis WARREN, Ann. Mag. Nat. Hist. (6) xvii, p. 98 (1896).

Nacoleia confusalis HAMPSON, Proc. Zool. Soc. Lond. p. 698 (1898).

Hedylepta tristrialis HERING, Stett. Ent. Zeitschr. 62, p. 303 (1901).

1 ♀, 8-IX -1904, Arisan (WILEMAN)	} In Coll. WILEMAN (London).
1 ♂, 16-VIII-1908, " (")	
1 ♂, 8-VIII-1908, Arisan (WILEMAN)	} In Brit. Mus.
1 ♂, 9-VIII-1908, " (")	
1 ♂, 22-VIII-1908, " (")	
1 ♀, 22-IV -1908, Kanshirei (")	
1 ♂, 13-III -1909, " (")	
1 ♂, ? -1917, Horisha (ASAKURA)	} In Ent. Mus. (Sapporo).
1 ♂, 20-VII -1925, Baibara (UCHIDA)	
1 ♂, 21-VII -1925, " (")	
1 ♂, 30-VIII-1925, " (KIKUCHI)	

Loc. Distr.: Baibara; Horisha; Arisan; Kanshirei.

Gen. Distr.: India; Amur; China; Corea; Japan; Formosa.

295. *Lamprosema karenkonalis* sp. nov. (Pl. V, f. 24)

♀. Palpi, head and thorax buffy brown, at the lower part of the palpi and at the sides of head white. Fore wing buffy brown; a black antemedial line slightly bent and oblique outwardly; a small black spot in cell; a discocellular black lunule; postmedial line black, slightly oblique outwardly from costa to vein 2, then retracted to below the lower angle of cell and strongly excurved again; a terminal series of black dots; cilia fuscous, traversed by a paler line. Hind wing concolorous with the fore

wing; a black discocellular circle; postmedial line also black, excurved between veins 5 and 2, then retracted to below the lower angle of cell and moderately excurved again; a black terminal line; cilia fuscous, at the outer half white, traversed by a paler line at the base. Abdomen buffy brown, at the extremity of each segment white. Undersurface of the wings much paler than on the upper. Pectus and legs white, the latter slightly tinged with brown. Abdomen beneath white. (See Pl. I, f. 15; Pl. III, f. 1).

Expanse of wings 38 mm.

One female, July, 1919, Karenko (T. OHKUNI). In Coll. Ent. Mus. (Sapporo).

296. *Lamprosema indicata* FABR. (Pl. VIII, f. 25)

- Phalaena indicata* FABRICIUS, Syst. Ent. p. 640 (1775).
Asopia vulgalis GUENÉE, Delt. et Pyr. p. 202, pl. 6, f. 8 (1854).
Botys sabalis WALKER, Cat. Lep. Het. B. M. xviii, p. 631 (1859).
Botys moeliusalis WALKER, l. c. p. 703 (1859).
Hedylepta vulgalis LEDERER, Wien. Ent. Mon. vii, p. 409 (1863).
Botys connexalis WALKER, l. c. xxxiv, p. 1394 (1865).
Botys reductalis WALKER, l. c. p. 1412 (1865).
Nacoleia vulgalis HAMPSON, Faun. Brit. Ind. Moths, iv, p. 315 (1896).
Nacoleia indicata HAMPSON, Proc. Zool. Soc. Lond. p. 699 (1898).
Hedylepta indicata HERING, Stett. Ent. Zeitschr. 62, p. 306 (1901).

1 ♀, 22-VI -1904, Tainan (WILEMAN)	} In Coll. WILEMAN (London).
1 ♀, 19-VIII-1904, " (")	
1 ♀, 8-V -1906, " (")	
1 ♀, 22-IV-1905, Tainan (WILEMAN)	} In Brit. Mus.
1 ♂, 15-X -1905, " (")	
1 ♀, 11-X -1906, " (")	
1 ♀, 21-XI-1906, " (")	
1 ♀, ? Formosa (MOORE Coll.)	
1 ♂, XII-1908, Tainan (SAUTER)	In Zool. Mus. (Berlin).

Loc. Distr.: Tainan.

Gen. Distr.: Africa; India; Ceylon; Borneo; Madagascar; Singapore; C. America; China; Japan; Formosa.

297. *Lamprosema diemenalis* GN. (Pl. VIII, f. 2)

- Asopia diemenalis* GUENÉE, Delt. et Pyr. p. 203 (1854).
Pyrausta absistalis WALKER, Cat. Lep. Het. B. M. xvii, p. 311 (1859).

- Asopia lydialis* WALKER, *l. c.* p. 374 (1859).
Hedylepta diemenalis LEDERER, Wien. Ent. Mon. vii, p. 409 (1863).
Botys ustalis LEDERER, *l. c.* pp. 375, 471, pl. 10, f. 14 (1863).
Pyralis incertalis WALKER, *l. c.* xxxiv, p. 1247 (1865).
Hedylepta pyraustalis SNELLEN, Verh. Mid.-Sumat. iv, Lep. p. 71 (1880).
Pelecynthis abstitalis MEYRICK, Trans. Ent. Soc. Lond. p. 316 (1884).
Hedylepta ustalis SNELLEN, Tijds. v. Ent. xxvii, p. 37 (1884).
Pelecynthis absistalis MOORE, Lep. Ceyl. iii, p. 270 (1885).
Hedylepta absistalis HAMPSON, Ill. Typ. Het. B. M. ix, p. 49 (1893).
Nacoleia diemenalis HAMPSON, Faun. Brit. Ind. Moths, iv, p. 316 (1896).
Pyrausta ? *kosemponalis* STRAND, Deut. Ent. Zeitschr. Iris, xxxii (1/2), p. 85 (1918).

1 specimen, ? Takao (HOBSON)	} In Brit. Mus.
1 " 19-VIII-1904, " (WILEMAN)	
1 " 9-X -1905, Tainan (")	
1 " 18-V -1906, " (")	
1 specimen, 13-VIII-1904, Takao (WILEMAN)	} In Coll. WILEMAN (London).
1 " 18-VIII-1904, " (")	
1 " 22-X -1904, " (")	
1 ♂, IV-1909, Kanshirei (SAUTER)	} In Zool. Mus. (Berlin).
1 ♂, XI-1910, Taihorin (")	
1 ♂, X-1911, Kosempo (type of <i>kosemponalis</i> STRAND)	In Deut. Ent. Inst. (Berlin).

Loc. Distr.: Kosempo; Kanshirei; Taihorin; Takao; Tainan.

Gen. Distr.: India; Ceylon; Java; Borneo; Nicobar Is.; Singapore; Fiji; China; Formosa.

298. *Lamprosema bianoralis* Wlk.

- Botys bianoralis* WALKER, Cat. Lep. Het. B. M. xix, p. 1001 (1859).
Pachyzancla bianoralis MEYRICK, Trans. Ent. Soc. Lond. p. 228 (1887).
Omiodes bianoralis MEYRICK, *l. c.* p. 6 (1894).

1 ♂, I-1910, Kosempo (SAUTER)	} In Deut. Ent. Inst. (Berlin).
1 ♂, X-1911, Bانشorio (")	

Loc. Distr.: Kosempo; Bانشorio.

Gen. Distr.: Borneo; Burma; Australia; Formosa.

299. *Lamprosema charesalis* Wlk. (Pl. VIII, f. 9)

- Botys charesalis* WALKER, Cat. Lep. Het. B. M. xviii, p. 709 (1859).
Botys molusalis WALKER, *l. c.* xix, p. 993 (1859).
Nistra ? *molusalis* MOORE, Lep. Ceyl. iii, p. 296 (1885).
Notarcha charesalis MEYRICK, Trans. Ent. Soc. Lond. p. 462 (1894).

- Nacoleia charesalis* HAMPSON, Faun. Brit. Ind. Moths, iv, p. 319 (1896).
Blepharomastix charesalis SWINHOE, Cat. Het. Mus. Oxf. ii, p. 486, pl. viii,
 f. 19 (1900).
Lampridia ? vetustalis STRAND, Deut. Ent. Zeitschr. Iris, xxxii (1/2), p.
 55 (1918).

Archernis humilis STRAND (nec SWINH.), l. c. p. 65 (1918).

2 specimens, VIII-1904, Takao (WILEMAN)}	In Coll. WILEMAN (London).
1 specimen, 8-III-1908, Kanshirei (")}	
1 " 5-VIII-1908, Arisan (")}	
1 specimen, 20-VI-1906, Banshorio (WILEMAN)}	In Brit. Mus.
1 " 29-VII-1906, Formosa (")}	
1 ♀, I -1910, Kosempo (type of <i>vetustalis</i> STRAND)}	In Deut. Ent. Inst. (Berlin).
1 ♂, X -1911, " (SAUTER)}	
1 ♀, X -1911, " (")}	
1 ♀, XII-1911, Suishario (")}	
1 ♂, VI-1910, Taihorin, (SAUTER)}	In Zool. Mus. (Berlin).
1 ♀ ♀, VI-1910, " (")}	
1 ♀, 7-V-1926, Baibara (KIKUCHI)}	In Ent. Mus. (Sapporo).
1 ♀, 15-VI-1926, " (")}	

Loc. Distr.: Kosempo; Taihorin; Banshorio; Takao; Arisan; Kanshirei;
 Baibara; Suishario.

Gen. Distr.: Ceylon; Singapore; Borneo; Formosa.

300. *Lamprosema sauterialis* STRAND (Pl. VIII, f. 17)

Hedylepta sauterialis STRAND, Deut. Ent. Zeitschr. Iris, xxxii (1/2), p. 46
 (1918).

1 specimen, 20-VIII-1905, Kanshirei (WILEMAN)}	In Brit. Mus.
1 " 16-VI-1906, " (")}	
1 " 17-VI-1906, " (")}	
1 " 1-VII-1908, " (")}	
1 specimen, 10-VIII-1905, Kanshirei (WILEMAN)}	In Coll. WILEMAN (London).
1 " 15-VIII-1905, " (")}	
1 ♀, XI-1909, Arikan (SAUTER)	In Zool. Mus. (Berlin).
3 ♂ ♂, I -1910, Kosempo (includ. type)}	In Deut. Ent. Inst. (Berlin).
1 ♀, 7-IV-1912, Taihoku (SAUTER)}	
1 ♂, 22-VII-1925, Baibara (KIKUCHI)	In Ent. Mus. (Sapporo).

Loc. Distr.: Kosempo; Taihoku; Arikan; Baibara; Kanshirei.

Gen. Distr.: Formosa.

Genus *Goniorhynchus* HMPSON.

(Type *gratalis* LED.)

Goniorhynchus HAMPSON, Faun. Brit. Ind. Moths, iv, p. 322 (1896); *id.*,

Proc. Zool. Soc. Lond. p. 704 (1898).

301. *Goniorhynchus butyroza* BUTL. (Pl. VIII, f. 10)

Samea butyroza BUTLER, Ill. Typ. Het. B. M. iii, p. 73, pl. lix, f. 1 (1879).

Goniorhynchus butyroza HAMPSON, Proc. Zool. Soc. Lond. p. 705 (1898).

1 ♀, 16-VIII-1905, Kanshirei (WILEMAN)	} In Coll. WILEMAN (London).
1 ♂, 12-IV -1906, " (")	
1 ♂, 16-IV -1906, " (")	
1 ♂, 18-IV -1906, " (")	
1 ♂, 2-VI -1906, " (")	
1 ♂, V-1909, Kanshirei (SAUTER)	In Zool. Mus. (Berlin).
2 ♀ ♀, VII-1919, Karenko (OHKUNI)	} In Ent. Mus. (Sapporo).
1 ♂, VI -1926, Baibara (KIKUCHI)	

Loc. Distr.: Karenko; Baibara; Kanshirei.

Gen. Distr.: China; Japan; Formosa.

Genus *Ceratarcha* SWINH.

(Type *umbrosa* SWINH.)

Ceratarcha SWINHOE, Ann. Mag. Nat. Hist. (6) xiv, p. 200 (1894); HAMPSON, Faun. Brit. Ind. Moths, iv, p. 324 (1896); *id.*, Proc. Zool. Soc. Lond. p. 709 (1898).

302. *Ceratarcha umbrosa* SWINH. (Pl. VIII, f. 18)

Ceratarcha SWINHOE, Ann. Mag. Nat. Hist. (6) xiv, p. 200 (1894).

1 ♂, 4-VIII-1908, Punkiko (WILEMAN)	In Coll. WILEMAN (London).
1 ♂, II-1910, Kosempo (SAUTER)	} In Zool. Mus. (Berlin).
1 ♂, V-1910, Taihorin, (")	
1 ♂, VII-1919, Karenko (OHKUNI)	} In Ent. Mus. (Sapporo).
1 ♀, VII-1919, " (")	
1 ♂, 20-VII-1925, Baibara (KIKUCHI)	
1 ♀, 20-VII-1925, " (")	
1 ♂, 30-VII-1925, " (")	

Loc. Distr.: Karenko; Baibara; Kosempo; Taihorin; Punkiko.

Gen. Distr.: India; Japan; Formosa.

Genus *Botyodes* GN.

(Type *asialis* GN.)

Botyodes GUENÉE, Delt. et Pyr. p. 320 (1854); WALKER, Cat. Lep. Het.

B. M. xviii, p. 550 (1859); LEDERER, Wien. Ent. Mon. vii, p. 394 (1863); MOORE, Lep. Ceyl. iii, p. 334 (1886); HAMPSON, Faun. Brit. Ind. Moths, iv, p. 325 (1896); *id.*, Proc. Zool. Soc. Lond. p. 709 (1898).

Endocrossis MEYRICK, Trans. Ent. Soc. Lond. p. 515 (1889) [type *flavibasis* MOOR.].

Synopsis of Species

- a. Wings orange yellow, terminal area fulvous except at apex of the fore wing *B. asialis* GN.
- b. Wings sulphur-yellow; fore wing with diffused fuscous patches at the inner side of the dark fulvous terminal area *B. principalis* LEECH
- c. Wings orange, terminal area not fulvous *B. caldusalis* WLK.

303. *Botyodes asialis* GN. (Pl. VIII, f. 3)

Botyodes asialis GUENÉE, Delt. et Pyr. p. 321 (1854).

1 specimen, Formosa (MOORE Coll.)	In Brit. Mus.
1 ♀, 8-X-1904, Takao (WILEMAN)	In Coll. WILEMAN (London).
1 ♂, 7-XI-1909, Arisan (SAUTER)	In Zool. Mus. (Berlin).
1 ♂, 19-IV -1907, Kanshirei (MATSUMURA)	} In Ent. Mus. (Sapporo).
1 ♂, ? -1917, Horisha (ASAKURA)	
1 ♂, VII-1919, Karenko (OHKUNI)	
2 ♂ ♂, VII-1925, Baibara (UCHIDA)	
3 ♀ ♀, VII-1925, " (KIKUCHI)	
1 ♂, 23-VII- ? Shinsha (?)	

Loc. Distr.: Kanshirei; Horisha; Karenko; Shinsha; Baibara; Arisan; Takao.

Gen. Distr.: India; Ceylon; Burma; Borneo; Singapore; Formosa.

304. *Botyodes principalis* LEECH (Pl. VIII, f. 11)

Botyodes principalis LEECH, Entom. xxii, p. 69, pl. 3, f. 9 (1889).

Botyodes maculatis SWINHOE, Ann. Mag. Nat. Hist. (6) xiv, p. 198 (1894).

1 ♂, X -1918, Arisan (SONAN)	} In Ent. Mus. (Sapporo).
1 ♂, 12-IX-1924, Baibara (KIKUCHI)	
2 ♀ ♀, 28-X -1925, " (")	

Loc. Distr.: Arisan; Baibara.

Gen. Distr.: India; Formosa.

305. *Botyodes caldusalis* Wlk. (Pl. VIII, f. 19)

Botys caldusalis WALKER, Cat. Lep. Het. B. M. xviii, p. 650 (1859).

Hapalia caldusalis SWINHOE, Trans. Ent. Soc. Lond. p. 269 (1890).

Botyodes caldusalis HAMPSON, Faun. Brit. Ind. Moths, iv, p. 327 (1896).

Endocrossis caldusalis SWINHOE, Cat. Het. Mus. Oxf. ii, p. 488 (1900).

Sylepta kosemponis STRAND, Deut. Ent. Zeitschr. Iris, xxxii (1/2), p. 53 (1918).

3 ♂, VIII-1905, Kanshirei (WILEMAN) In Coll. WILEMAN (London).

1 ♂, 28-IV-1907, Formosa (WILEMAN) }
1 ♂, 21-VI-1908, Kanshirei (") } In Brit. Mus.

4 ♂, I-1910 } Kosempo (includ. type of }
X-1911 } *kosemponis* STRAND) } In Deut. Ent. Inst. (Berlin).

1 ♂, V-1909, Arikan (SAUTER) }
1 ♂, VI-1909, " (") }
1 ♂, IV-1910, Hoozan (") } In Zool. Mus. (Berlin).
1 ♀, X-1910, Taihorin (") }

1 ♀, ? 1908, Giochi (MATSUMURA) }
2 ♂, ? 1916, Horisha (ASAKURA) }
1 ♀, 26-VII-1925, Baibara (UCHIDA) } In Ent. Mus. (Sapporo).
1 ♀, 6-VIII-1925, " (KIRUCHI) }
1 ♂, ? Formosa(?) }

Loc. Distr.: Kosempo; Giochi; Horisha; Baibara; Hoozan; Arikan; Taihorin; Kanshirei.

Gen. Distr.: India; Java; Singapore; Formosa.

Genus *Prorodes* SWINH.

(Type *mimica* SWINH.)

Prorodes SWINHOE, Ann. Mag. Nat. Hist. (6) xiv, p. 205 (1894); HAMPSON, Faun. Brit. Ind. Moths, iv, p. 328 (1896); *id.*, Proc. Zool. Soc. Lond. p. 711 (1898).

306. *Prorodes mimica* SWINH. (Pl. VIII, f. 27)

Prorodes mimica SWINHOE, Ann. Mag. Nat. Hist. (6) xiv, p. 205 (1894).

Notarcha triparalis WARREN, Ann. Mag. Nat. Hist. (6) xvii, p. 102 (1896).

1 specimen, 10-VIII-1904, Takao (WILEMAN) In Coll. WILEMAN (London).

1 specimen, 19-VI-1905, Takao (WILEMAN) }
1 " 19-VII-1908, Kanshirei (") } In Brit. Mus.

1 ♀, IX-1900, Arikan (SAUTER) In Deut. Ent. Inst. (Berlin).

1 ♀,	VII-1919,	Karenko	(OHKUNI)	} In Ent. Mus. (Sapporo).
1 ♂,	15-VI-1925,	Baibara	(KIKUCHI)	
1 ♂,	20-VII-1925,	"	{ " }	
2 ♀ ♀,	30-VII-1925,	"	{ " }	
1 ♀,	21-IX-1916,	"	{ " }	
1 ♂,	7-VII-1926,	Formosa	(UCHIDA)	

Loc. Distr.: Arikani; Karenko; Baibara; Takao; Kanshirei.

Gen. Distr.: India; Pulo Laut; New Guinea; Philippines; Formosa.

Genus *Sylepta* HBN.

(Type *amando* CRAM.)

Sylepta HUEBNER, Verz. Schmett. p. 356 (1826); HAMPSON, Faun. Brit. Ind. Moths, iv, p. 328 (1896); *id.*, Proc. Zool. Soc. Lond. p. 712 (1898).

Lypotigris HUEBNER, *l. c.* p. 361 (1826) [type *reginalis* CRAM.].

Hyalitis GUENÉE, Delt. et Pyr. p. 289 (1854) [type *reginalis* CRAM.].

Astura GUENÉE, *l. c.* p. 318 (1854) [type *clevata* FABR.].

Asciodes GUENÉE, *l. c.* p. 374 (1854) [type *gordialis* GN.].

Pantographa LEDERER, Wien. Ent. Mon. vii, p. 387 (1863) [type *scriptusalis* GN.].

Sathria LEDERER, *l. c.* p. 411 (1863) [type *internitalis* GN.].

Nagia WALKER, Cat. Lep. Het. B. M. xxxiv, p. 1320 (1865) [type *quadrimaculalis* KLLR.].

Notarcha MEYRICK, Trans. Ent. Soc. Lond. p. 310 (1884) [type *derogata* FABR.] *praeocc.*

Patania MOORE, Lep. Atk. p. 209 (1888) [type *concatenalis* WLK.].

Pramadea MOORE, *l. c.* p. 211 (1888) [type *denticulata* MOOR.].

Crocidocnemis WARREN, Trans. Ent. Soc. Lond. p. 268 (1889) [type *pellucida* MEYR.].

Pleuroptya MEYRICK, Trans. Ent. Soc. Lond. p. 443 (1890) [type *balteata* FABR.].

Loxoscia WARREN, Ann. Mag. Nat. Hist. (6) vi, p. 476 (1890) [type *scinialis* WLK.].

Haritalodes WARREN, *l. c.* p. 476 (1890) [type *derogata* FABR.].

Ephrema SNELLEN, Tijd. v. Ent. xxxv, p. 170 (1892) [type *abyssalis* SNELL.].

Idiostrophe WARREN, *l. c.* (6) xvii, p. 133 (1896) [type *albipunctata* WARR.].

Haliotigris WARREN, *l. c.* (6) xviii, p. 163 (1896) [type *cometa* WARR.].

Polycorys WARREN, *l. c.* (6) xviii, p. 172 (1896) [type *seminigralis* WARR.].

Synopsis of Species

- A. Wings fuscous or blackish.
- a. Patches or dots on wings white.
- a¹. Each wing with the white patch beyond cell larger in comparison with *S. inferior* HMPSN. *S. quadrimaculalis* KLLR.
- b¹. Each wing with the white patch beyond cell much smaller in comparison with *S. quadrimaculalis* KLLR.; white patch on the fore wing becoming narrower towards costa *S. inferior* HMPSN.
- c¹. Hind wing without dots *S. lunalis* GN.
- b. Patches and dots on wings pale yellow.
- a¹. Hind wing lacking a white patch at the middle; with a very narrow pale postmedial line *S. dificiens* MOOR.
- b¹. Postmedial line to the hind wing followed by a very broad pale yellowish band at the outside.
- a². Hind wing with the basal area fuscous.
- a³. Fore wing with an elongate yellowish patch at the costal area just beyond the postmedial line *S. luctuosalis* GN.
- b³. Fore wing with a very large, oblong patch beyond the discocellulars *S. tricolor* BUTL.
- b². Hind wing with the basal half yellowish.
- a³. Hind wing with the postmedial line followed by a broad, yellow band at the outside on the dorsal area *S. taiwanalis* SHIB.
(sp. nov.)
- b³. Hind wing with the postmedial line not followed by a yellow band at the outside on the dorsal area *S. dissipatalis* LED.
- c. Wings with patches and the outside of the postmedial line fulvous; postmedial line highly undulated at the excurved portion *S. magna* BUTL.
- d. Fore wing with two fuscous annuli in and at the end of cell; postmedial line undulated

- at the costal half, at the outside being not fulvous; hind wing with a small dark discocellular mark *S. crotonalis* Wlk.
- B. Wings white, the terminal area, markings and veins blackish *S. mundalis* SOUTH
- C. Wings pale whitish ochraceous, slightly suffused with fuscous.
- a. Fore wing with the postmedial line oblique outwardly from costa to vein 5, being very slightly bent inwardly *S. ruralis* Scop.
- b. Fore wing with the postmedial line excurved between veins 6 and 2.
- a¹. Wings narrow; expanse of wings 22 mm. *S. lulalis* STRAND
- b¹. Wings broad; ground colour paler than *S. lulalis* STRAND; expanse of wings 27 mm. *S. imbutalis* Wlk.
var. *taihokualis* STRAND
- D. Wings yellowish ochraceous.
- a. Each wing with the terminal area wholly suffused with fuscous.
- a¹. Fore wing with the postmedial line approximated to the antemedial line on the dorsal area *S. euryterminalis* HMPSN.
- b¹. Fore wing with the postmedial line not approximated to the antemedial line on the dorsal area.
- a². Basal area of the fore wing not suffused with fuscous.
- a³. Wings pale yellow; hind wing with the excurved portion of the postmedial line not suffused with fuscous at the inside; expanse of wings 20 mm. *S. haryoalis* STRAND
- b³. Hind wing with the excurved portion of the postmedial line suffused with fuscous at the inside; expanse of wings 40 mm. *S. sellalis* Gn.
- b². Basal area of the fore wing suffused with fuscous.

- a³. Fore wing with costa ochraceous; areas below and beyond cell suffused with fuscous *S. costalis* MOOR.
- b³. Fore wing with costa slightly suffused with fuscous; middle area wholly ochraceous *S. karenkonis* SHIB.
(sp. nov.)
- b. Each wing with the terminal area partly suffused with fuscous.
- a¹. Fore wing with a large fuscous discocellular annulus *S. iopasalis* WLK.
- b¹. Fore wing with a black discocellular lunule *S. balteata* FABR.
- c. Each wing with the terminal area not suffused with fuscous; with ante- and post-medial and subterminal lines *S. derogata* FABR.
- E. Wings pale glossy and semi-hyaline yellow; fore wing with an ocellate antemedial mark; a steel-blue-edged rufous, wedge-shaped fascia on the dorsal area from the antemedial mark to the submarginal line which is black ... *S. chalybifascia* HMPSON.
- F. Wings greyish ochraceous *S. ultimalis* WLK.

307. *Sylepta crotonalis* WLK.

- Botys crotonalis* WALKER, Cat. Lep. Het. B. M. xix, p. 997 (1859).
Coptobasis crotonalis MOORE, Lep. Ceyl. iii, p. 292 (1885).
Sylepta crotonalis HAMPSON, Faun. Brit. Ind Moths, iv, p. 339 (1896).
Pramadea crotonalis SWINHOE, Cat. Het. Mus. Oxf. ii, p. 489 (1900).
Hedylepta (Subhedylepta) pilocrocialis STRAND, Deut. Ent. Zeitschr. Iris, xxxii (1/2), p. 44 (1918).

- | | |
|--|-------------------------------|
| 1 ♂, 17-VII-1904, Takao (WILEMAN) | In Coll. WILEMAN (London). |
| 1 ♀, 22-X--1907, Formosa (WILEMAN) | In Brit. Mus. |
| 1 ♂, XI-1911, Kosempo (type of <i>pilocrocialis</i> STRAND)} | In Deut. Ent. Inst. (Berlin). |
| 1 ♀, " " " " " " " } | |

Loc. Distr.: Takao; Kosempo.

Gen. Distr.: Ceylon; Pulo Laut; Formosa.

308. *Sylepta lunalis* GN.

Botys lunalis GUENÉE, Delt. et Pyr. p. 352 (1854).

Botys thyasalis WALKER, Cat. Lep. Het. B. M. xviii, p. 734 (1859).

Coptobasis thyadalis (*thyasalis*) LEDERER, Wien. Ent. Mon. vii, p. 429 (1863).

Botys contigualis WALKER, *l. c.* xxxiv, p. 1441 (1865).

Botys subjunctalis WALKER, *l. c.* p. 1441 (1865).

Coptobasis lunalis MOORE, Proc. Zool. Soc. Lond. p. 616 (1877).

Sylepta lunalis HAMPSON, Faun. Brit. Ind. Moths, iv, 339 (1896).

Sylepta contigualis HAMPSON, Proc. Zool. Soc. Lond. p. 714 (1898).

Pramadca lunalis SWINHOE, Cat. Het. Mus. Oxf. ii, p. 489 (1900).

1 specimen, 15-VII-1906, Takao	(WILEMAN)	} In Brit. Mus.
1 " 4-IX-1906, "	(")	
1 " ? Formosa	(HOBSON)	

1 specimen, 12-VIII-1907, Takao (WILEMAN) In Coll. WILEMAN (London).

Loc. Distr.: Takao.

Gen. Distr.: India; Ceylon; Burma; Java; Philippines; Formosa.

309. *Sylepta tricolor* BUTL. (Pl. VIII, f. 26)

Hymenia tricolor BUTLER, Ill. Typ. Het. B. M. iii, p. 75, pl. 59, f. 6 (1879).

Sylepta tricolor HAMPSON, Proc. Zool. Soc. Lond. p. 715 (1898).

1 ♀, IV-1910, Hoozan (SAUTER) In Zool. Mus. (Berlin).

1 ♀, VII-1919, Karenko (OHKUNI) In Ent. Mus. (Sapporo).

Loc. Distr.: Hoozan; Karenko.

Gen. Distr.: China; Corea; Japan.

310. *Sylepta luctuosalis* GN. (Pl. VIII, f. 4)

Hyalitis luctuosalis GUENÉE, Delt. et Pyr. p. 290 (1854).

Desmia ? luctuosalis WALKER, Cat. Lep. Het. B. M. xvii, p. 345 (1859).

Botys oemealis WALKER, *l. c.* xviii, p. 671 (1859).

Botys cosialis WALKER, *l. c.* p. 685 (1859).

Ebulea zelleri BREMER, Lep. Ost-Sib. p. 70, pl. 6, f. 12 (1864).

Coptobasis andamanalis MOORE, Proc. Zool. Soc. Lond. p. 615, pl. 60, f. 14 (1877).

Hymenia crebina BUTLER, Ill. Typ. Het. B. M. ii, p. 57, pl. 39, f. 1 (1878).

Coptobasis oemealis SWINHOE & COTES, Cat. Moths of Ind. p. 629 (1889).

Coptobasis luctuosalis SNELLEN, Trans. Ent. Soc. Lond. p. 626 (1890).

Sylepta luctuosalis HAMPSON, Faun. Brit. Ind. Moths, iv, p. 340 (1896).

Pramadca luctuosalis SWINHOE, Cat. Het. Mus. Oxf. ii, p. 489 (1900).

3 specimens, X-NI-1911	Kosempo (SAUTER)	In Deut. Ent. Inst. (Berlin).
2 specimens,	Tainan; Chikutoge (SAUTER)	In Zool. Mus. (Berlin).
1 ♂, 4-IV-1924,	Baibara (KIKUCHI)}	In Ent. Mus. (Sapporo).
1 ♀, 14-VI-1925,	" { " } }	
1 ♀, 21-VII-1925,	" (UCHIDA)}	

Loc. Distr.: Kosempo; Chikutoge; Tainan; Baibara.

Gen. Distr.: India; Borneo; China; Corea; Japan; Formosa.

311. *Sylepta taiwanalis* sp. nov. (Pl. VIII, f. 12)

♂. Palpi fuscous, white beneath. Head fuscous. Antenna brown. Thorax fuscous. Fore wing pale yellowish, basal and costal areas fuscous; a broad antemedial band including a small yellow spot in cell, slightly excurved at vein 1^b; a broad, fuscous fascia at the discocellulars, adding a fuscous fascia beyond the lower angle of cell which is conjoined with the postmedial band; postmedial band fuscous, highly oblique outwardly from vein 6 to 2, then retracted to below the lower angle of cell and excurved again; terminal area fuscous, leaving yellow spaces below costa and on dorsal area beyond the postmedial line; cilia fuscous, whitish at interspaces. Hind wing pale yellowish; a fuscous discocellular lunule; postmedial line fuscous, highly excurved between veins 5 and 2, becoming much broader on the inner area; terminal area fuscous, leaving a broad, pale yellowish band beyond the postmedial line; veins beyond the lower angle of cell slightly darker, conspicuous are those of 3 and 4 on the terminal area; cilia with the costal half fuscous, at the interspaces and dorsal half pale yellowish white. Abdomen pale fuscous, at the extremity of each segment and the whole terminal segment greyish, the latter suffused with pale fuscous. Pectus and legs whitish; fore tibia with the 1st joint fuscous at the base and extremity. (See Pl. I, f. 10; Pl. II, f. 10).

Expanse of wings 40 mm.

A single male, April 22, 1926, Baibara (K. KIKUCHI). In Coll. Ent. Mus. (Sapporo).

312. *Sylepta euryterminalis* HAMPSON. (Pl. VIII, f. 20)

Sylepta euryterminalis HAMPSON, Ann. Mag. Nat. Hist. (9) i, p. 269 (1918).

1 ♀, 9-IV-1908,	Kanshirei (type)	In Brit. Mus.
1 ♂, 13-XI-1909,	Arisan (SAUTER)	In Zool. Mus. (Berlin).
1 ♂, 15-VI-1926,	Baibara (KIKUCHI)}	In Ent. Mus. (Sapporo).
1 ♀, ?	Nanto (SHIRAKI)}	

Loc. Distr.: Kanshirei; Nanto; Baibara; Arisan.

Gen. Distr.: Formosa.

313. *Sylepta dissipatalis* LED. (Pl. VIII, f. 28)

Botys dissipatalis LEDERER, Wien. Ent. Mon. vii, pp. 376, 474, pl. 11, f. 13 (1863).

Samia quinquigera MOORE, Lep. Atk. p. 207, pl. 7, f. 14 (1888).

Sylepta dissipatalis HAMPSON, Faun. Brit. Ind. Moths, iv, p. 335 (1895).

1 ♂, 8-VIII-1925, Baibara (KIKUCHI) } In Ent. Mus. (Sapporo).
1 ♂, 26-X-1925, " (") }

Loc. Distr.: Baibara.

Gen. Distr.: India; Ceylon; China; Formosa.

314. *Sylepta balteata* FABR. (Pl. VIII, f. 5)

Phalaena balteata FABRICIUS, Suppl. Ent. Syst. p. 457 (1798).

Botys croccalis DUPONCHEL, Hist. Nat. Lep. Fr. viii, p. 365 (1831); *id.*, *l. c.* pl. 235, f. 6 (1835).

Botys aurantiacalis FISCHER EDLER VON RÖSLERSTAMM, Abbild. Schmett. p. 213, pl. 75, f. 3 (1840).

Botys accipitraris WALKER, Cat. Lep. Het. B. M. xxxiv, p. 1422 (1865).

Botys aurea BUTLER, Ill. Typ. Het. B. M. iii, p. 76, pl. 59, f. 12 (1879).

Hapalia fraterna MOORE, Lep. Ceyl. iii, p. 338, pl. 183, f. 9 (1886).

Nacoleia aurantiacalis SWINHOE, Trans. Ent. Soc. Lond. p. 281 (1890).

Pleuroptya aurantiacalis MEYRICK, Trans. Ent. Soc. Lond. p. 444 (1890).

Sylepta aurantiacalis HAMPSON, Faun. Brit. Ind. Moths, iv, p. 337 (1895).

Sylepta balteata HAMPSON, Proc. Zool. Soc. Lond. p. 718 (1898).

Pleuroptya accipitraris SWINHOE, Cat. Het. Mus. Oxf. ii, p. 491 (1900).

Sylepta evergestialis STRAND, Deut. Ent. Zeitschr. Iris, xxxii (1/2), p. 51 (1918).

1 ♂, III-1909, Tainan (SAUTER) } In Zool. Mus. (Berlin).
1 ♀, X-1909, Arian (") }

1 ♀, X-1911, Kosempo (type of *evergestialis* STRAND) In Deut. Ent. Inst. (Berlin).

7 specimens, Baibara (KIKUCHI) In Ent. Mus. (Sapporo).

Loc. Distr.: Kosempo; Tainan; Arian; Baibara.

Gen. Distr.: India; Ceylon; Balkans; China; Corea; Japan; Formosa.

315. *Sylepta chalybifascia* HMPSON.

Sylepta chalybifascia HAMPSON, Faun. Brit. Ind. Moths, iv, p. 330 (1896).

1 ♀, 11-II-1906, Tainan (WILEMAN) In Coll. WILEMAN (London).

Loc. Distr.: Tainan.

Gen. Distr.: Ceylon; Nagas; New Guinea; Formosa.

316. *Sylepta karenkonis* sp. nov. (Pl. VIII, f. 13)

♂. Palpi fulvous, the basal joint white. Head fulvous. Antenna brown. Thorax ochraceous brown. Fore wing fuscous brown; a dark antemedial line bent outwardly between costa and below median nervure, then slightly incurved; a black spot in cell beyond the line; a black discocellular lunule; a dark postmedial line darker, nearly straight from costa to vein 5, then excurved between it and vein 3, and retracted near the base of the lower angle of cell, then almost straight again; area between ante- and postmedial lines ochraceous; an ochraceous space at costa beyond the postmedial line; cilia concolorous, traversed by a paler line at the base. Hind wing fuscous brown, at the basal area somewhat paler; a fuscous discocellular dot; middle area ochraceous; postmedial line darker, excurved between veins 6 and 2; cilia as those of the fore wing. Abdomen pale ochraceous brown, suffused with fuscous towards the extremity. Pectus, legs and abdomen beneath pale ochraceous white. (See Pl. I, f. 11; Pl. II, f. 11).

Expanse of wings 41 mm.

1 ♂, July, 1919, Karenko (T. OHKUNI). In Coll. Ent. Mus. (Sapporo).

317. *Sylepta costalis* MOOR. (Pl. VIII, f. 21)

Botyodes costalis MOORE, Lep. Atk. p. 221 (1888).

Sylepta costalis HAMPSON, Faun. Brit. Ind. Moths, iv, p. 331 (1896).

1 ♀, 14-VIII-1908, Arisan (WILEMAN) }
1 ♀, 18-VIII-1903, " (") } In Coll. WILEMAN (London).

1 ♂, ? -1917, Horisha (ASAKURA) }
1 ♂, VII-1919, Karenko (OHKUNI) }
1 ♀, VII-1919, " (") } In Ent. Mus. (Sapporo).

Loc. Distr.: Horisha; Karenko; Arisan.

Gen. Distr.: India; China; Formosa.

318. *Sylepta sellalis* GN.

- Botys sellalis* GUENÉE, Delt. et Pyr. p. 330 (1854).
Botys consimilalis LEDERER, Wien. Ent. Mon. vii, pp. 374, 471 (1863).
Pachynoa sellalis WALKER, Cat. Lep. Het. B. M. xxxiv, p. 1481 (1865).
Botys disjunctalis WALKER, Char. Undescr. Lep. Het. p. 96 (1869).
Botys scinialis MOORE (nec WLK.), Proc. Zool. Soc. Lond. p. 619, pl. 60,
 f. 11 (1877).
Sylepta sellalis HAMPSON, Faun. Brit. Ind. Moths, iv, p. 332 (1896).
 1 ♀, 19-VII-1908, Kanshirei (WILEMAN) In Coll. WILEMAN (London).
 1 ♀, V-1909, Chikutoge (SAUTER) In Zool. Mus. (Berlin).
Loc. Distr.: Kanshirei; Chikutoge.
Gen. Distr.: India; Singapore; New Guinea; W. China; Formosa.

319. *Sylepta mundalis* SOUTH

- Pyrausta mundalis* SOUTH, Trans. Ent. Soc. Lond. p. 511, pl. xv, f. 19
 (1901).
 1 ♂, VII-1919, Karenko (OHKUNI) In Ent. Mus. (Sapporo).
Loc. Distr.: Karenko.
Gen. Distr.: China; Formosa.

320. *Sylepta ruralis* SCOP. (Pl. VIII, f. 29)

- Phalaena ruralis* SCOPOLI, Ent. Carn. p. 242 (1763).
Pyralis verticalis SCHIFFERMÜLER et DENIS (nec LINN.), Wien. Schmett.
 Verz. p. 120 (1775).
Epicorsia iridialis HUEBNER, Verz. Schmett. p. 355 (1826).
Botys ruralis LEECH, Brit. Pyr. p. 35, pl. 4, f. 8 (1886).
Notarcha dubia HAMPSON, Ill. Typ. Het. B. M. viii, p. 136, pl. clv, f. 16
 (1891).
Sylepta ruralis HAMPSON, Proc. Zool. Soc. Lond. p. 721 (1898).
 1 specimen, 2-VIII-1906, Kanshirei (WILEMAN) In Coll. WILEMAN (London).
 1 ♂, X-1918, Arisan (SONAN) In Ent. Mus. (Sapporo).
Loc. Distr.: Kanshirei; Arisan.
Gen. Distr.: India; Sumatra; Europe; Korea; Japan; Formosa.

321. *Sylepta imbutalis* Wlk. var. *taihokualis* STRAND

Sylepta imbutalis Wlk. var. ? *taihokualis* STRAND, Deut. Ent. Zeitschr. Iris, xxxii (1/2), p. 49 (1918).

Pyrausta faecalis STRAND, l. c. p. 86 (1918).

2 ♀ ♀, I -1910, Kosempo (SAUTER)	} In Deut. Ent. Inst. (Berlin).
1 ♂, IV-1910, Horisha (")	
7 ♂ ♂, X -1911, Suishario; Kosempo (SAUTER)	
1 ♂, X -1911, Kosempo (type of <i>faecalis</i> STRAND)	
1 ♂, 7-IV-1912, Taihoku (type of <i>taihokualis</i> STRAND)	
1 ♀, 15-VIII-1925, Baibara (KIKUCHI)	In Ent. Mus. (Sapporo).

Loc. Distr.: Kosempo; Horisha; Taihoku; Suishario; Baibara.

Gen. Distr.: Formosa.

322. *Sylepta ultimalis* Wlk.

Botys ultimalis WALKER, Cat. Lep. Het. B. M. xviii, p. 659 (1859).

Hapalia ultimalis MOORE, Lep. Ceyl. iii, p. 339 (1886).

Notarcha ultimalis HAMPSON, Ill. Typ. Het. B. M. ix, pp. 48, 170, pl. clxxii, f. 8 (1893).

Sylepta ultimalis HAMPSON, Proc. Zool. Soc. Lond. p. 722 (1898).

1 ♀, 22-IV-1908, Kanshirei (WILEMAN) In Brit. Mus.

Loc. Distr.: Kanshirei.

Gen. Distr.: Ceylon; Burma; Formosa; Japan.

323. *Sylepta derogata* Fabr.

Phalaena derogata FABRICIUS, Syst. Ent. p. 641 (1775).

Botys multilinealis GUENÉE, Delt. et Pyr. p. 337, pl. 8, f. 11 (1854).

Zebronia salomealis WALKER, Cat. Lep. Het. B. M. xvii, p. 476 (1859).

Botys otysalis WALKER, l. c. xviii, p. 723 (1859).

Botys basipunctalis BREMER, Lep. Ost-Sib. p. 68, pl. 6, f. 8 (1864).

Botys annuligeratis WALKER, l. c. xxxiv, p. 1424 (1865).

Notarcha multilinealis MEYRICK, Trans. Ent. Soc. Lond. p. 312 (1884).

Synclera multilinealis MOORE, Lep. Ceyl. iii, p. 315 (1886).

Haritalodes multilinealis WARREN, Ann. Mag. Nat. Hist. (6) vi, p. 476 (1890).

Sylepta multilinealis HAMPSON, Faun. Erit. Ind. Moths, iv, p. 334 (1896).

Sylepta derogata HAMPSON, Proc. Zool. Soc. Lond. p. 722 (1898).

Occurs commonly throughout Formosa.

Loc. Distr.: Tainan; Kanshirei; Takao; Kosempo; Chikutoge; Taihoku; Baibara.

Gen. Distr.: Africa; India; Ceylon; Java; Borneo; Australia; Siberia; China; Corea; Japan; Formosa.

324. *Sylepta haryoalis* STRAND

Sylepta haryoalis STRAND, Deut. Ent. Zeitschr. Iris, xxxii (1/2), p. 52 (1918).

1 ♀, X-1911, Suishario (type) In Deut. Ent. Inst. (Berlin).

Loc. Distr.: Suishario.

Gen. Distr.: Formosa.

325. *Sylepta iopasalis* WLK.

Botys iopasalis WALKER, Cat. Lep. Het. B. M. xviii, p. 652 (1859).

Botys plagiatalis WALKER, l. c. p. 673 (1859).

Botys boteralis WALKER, l. c. p. 716 (1859).

Botys jopasalis MOORE, Proc. Zool. Soc. Lond. p. 550 (1878).

Botys orobenalis SNELLEN, Tijd. v. Ent. xxiii, p. 211 (1880); *id.*, l. c. xxvi, p. 130, pl. vii, f. 7 (1883).

Hapalia jopasalis MOORE, Lep. Ceyl. iii, p. 337, pl. 182, f. 14 (1886).

Hapalia ? plagiatalis MOORE, l. c. p. 337 (1886).

Hapalia iopasalis SWINHOE & COTES, Cat. Moths of Ind. p. 599 (1889).

Sylepta iopasalis HAMPSON, Ill. Typ. Het. B. M. viii, p. 38 (1891).

Sylepta plagiatalis HAMPSON, l. c. p. 38 (1891).

Conogethes boteralis MEYRICK, Trans. Ent. Soc. Lond. p. 6 (1894).

Conogethes iopasalis MEYRICK, l. c. p. 459 (1894).

Sylepta iopasalis WLK. var. *leopardalis* STRAND (nec MOORE), Deut. Ent. Zeitschr. Iris, xxxii (1/2), p. 48 (1918).

1 ♀, 12-VI-1904, Anping (WILEMAN)	} In Coll. WILEMAN (London).
1 ♀, 21-VII-1904, Tainan (")	
1 ♂, 8-V-1906, " (")	
1 ♂, 21-IX-1906, Kanshirei (")	

1 ♂, 13-VII-1906, Takao (WILEMAN)	} In Brit. Mus.
1 ♂, 6-X-1906, Tainan (")	
1 specimen, ? Formosa (HOBSON)	

2 ♂ ♂, X-1911, Kosempo (SAUTER) In Deut. Ent. Inst. (Berlin).

1 ♂, ? Anping (SAUTER) In Zool. Mus. (Berlin).

Loc. Distr.: Takao; Tainan; Anping; Kanshirei; Kosempo.

Gen. Distr.: India; Ceylon; Borneo; China; Formosa.

325 a. *Sylepta iopasalis* Wlk. var. *leopardalis* MOOR.

Botyodes leopardalis MOORE, Lep. Atk. p. 221, pl. vii, f. 26 (1888).

Differs from the typical species by the inner area of the antemedial line and the outer area of the postmedial line beyond cell deeply suffused with fuscous, and the latter conjoined to the discocellular annulus.

1 ♂, 29-VII-1906, Kanshirei (WILEMAN)	} In Coll. WILEMAN (London).
1 ♂, 17-VIII-1908, " (")	
1 ♂, 7-VIII-1908, " (")	
1 ♂, 30-III-1909, Kanshirei (WILEMAN)	} In Brit. Mus.
2 ♂, 18-VII-1908, Formosa (")	
1 ♂, IX-1909, Arikan (SAUTER)	} In Zool. Mus. (Berlin).
1 ♂, IV-1910, " (")	
1 ♂, ? -1917, Horisha (ASAKURA)	} In Ent. Mus. (Sapporo).
1 ♂, 17-V -1925, Baibara (KIKUCHI)	
1 ♂, 20-VII -1925, " (UCHIDA)	
1 ♂, 3c-VII -1925, " (KIKUCHI)	
1 ♀, 9-VIII-1925, " (")	

Loc. Distr.: Horisha; Baibara; Kanshirei; Arikan; Kosempo.

Gen. Distr.: India; Formosa.

326. *Sylepta magna* BUTL.

Samea magna BUTLER, Ill. Typ. Het. B. M. iii, p. 74, pl. 59, f. 2 (1879).

Sylepta magna HAMPSON, Proc. Zool. Soc. Lond. p. 723 (1898).

1 ♀, VII-1919, Karenko (OHKUNI)	In Ent. Mus. (Sapporo).
---------------------------------	-------------------------

Loc. Distr.: Karenko.

Gen. Distr.: China; Corea; Japan; Formosa.

327. *Sylepta inferior* HMPSON.

Botys ? quadrimaculalis MOTSCHULSKY, Etud. Ent. p. 37 (1860) praeocc.

Sylepta inferior HAMPSON, Proc. Zool. Soc. Lond. p. 724 (1898).

Chalcidoptera incomitata SWINHOE, Ann. Mag. Nat. Hist. (7) viii, p. 25 (1901).

Glyphodes quadrimaculalis MATSUMURA, Jour. Col. Agr. Hokkaido Imp. Univ. xv (3), p. 189 (1925).

1 ♂, 15-IX-1908, Kanshirei (WILEMAN)	In Coll. WILEMAN (London).
1 ♂, VI-1910, Taihorin (SAUTER)	In Zool. Mus. (Berlin).

Loc. Distr.: Taihorin; Kanshirei.

Gen. Distr.: India; China; Corea; Japan; Formosa.

328. *Sylepta dificiens* MOOR. (Pl. VIII, f. 6)*Coptobasis dificiens* MOORE, Lep. Ceyl. iii, p. 556, pl. 215, f. 12 (1887).*Sylepta dificiens* HAMPSON, Faun. Brit. Ind. Moths, iv, p. 337 (1896).*Pyrausta suisharyella* STRAND, Deut. Ent. Zeitschr. Iris, xxxii (1/2), p. 81 (1918).1 ♀, X-1911, Suishario (type of *suisharyella* STRAND) In Deut. Ent. Inst. (Berlin).4 ♀ ♀, X-1918, Arisan (SONAN) }
2 ♂ ♂, XI-1925, Baibara (KIKUCHI) } In Ent. Mus. (Sapporo).**Loc. Distr.:** Suishario; Arisan; Baibara.**Gen. Distr.:** India; Ceylon; China; Japan; Formosa.**329. *Sylepta quadrimaculalis* KLLR. (Pl. VIII, f. 14)***Scopula quadrimaculalis* KOLLER, Hugel. Kasch. iv (2), p. 492 (1844).*Coptobasis quadrimaculalis* LEDERER, Wien. Ent. Mon. vii, p. 430, pl. 16, f. 12 (1863).*Nagia desmialis* WALKER, Cat. Lep. Het. B. M. xxxiv, p. 1320 (1865).*Botys quadrimaculalis* SNELLEN, Trans. Ent. Soc. Lond. p. 589 (1890).*Sylepta quadrimaculalis* HAMPSON, Faun. Brit. Ind. Moths, iv, p. 336 (1896).*Sylepta desmialis* SWINHOE, Ann. Mag. Nat. Hist. (7) xvii, p. 293 (1906).

1 ♀, 19-IV-1908, Kanshirei (WILEMAN) In Brit. Mus.

1 ♀, 12-VII-1908, Arisan (WILEMAN) In Coll. WILEMAN (London).

1 ♂, 15-VI-1926, Baibara (KIKUCHI) In Ent. Mus. (Sapporo).

3 specimens, Chosokei (SAUTER) In Deut. Ent. Inst. (Berlin).

Loc. Distr.: Arisan; Chosokei; Kanshirei; Baibara.**Gen. Distr.:** India; China; Corea; Japan; Formosa.**330. *Sylepta lulalis* STRAND***Sylepta ? lulalis* STRAND, Deut. Ent. Zeitschr. Iris, xxxii (1/2), p. 50 (1918).

1 ♂, V-1911, Anping (type) In Deut. Ent. Inst. (Berlin).

Loc. Distr.: Anping.**Gen. Distr.:** Formosa.Genus *Lygropia* LED.(Type *unicoloralis* GN.)*Lygropia* LEDERER, Wien. Ent. Mon. vii, p. 381 (1863); HAMPSON, Faun.

Brit. Ind. Moths, iv, p. 341 (1895); *id.*, Proc. Zool. Soc. Lond. p. 726 (1898).

Deuterarcha MEYRICK, Trans. Ent. Soc. Lond. p. 312 (1884) [type *xanthomela* MEYR.].

Haritala MOORE, Lep. Ceyl. iii, p. 311 (1886) [type *quaternalis* ZELL.].

Pardomima WARREN, Ann. Mag. Nat. Hist. (6) vi, p. 477 (1890) [type *amyntusalis* WLK.].

Synopsis of Species

- a. Wings silvery white, with orange bands *L. quaternalis* ZELL.
 b. Wings fuscous brown, with black bands *L. syleptalis* STRAND

331. *Lygropia quaternalis* ZELL.

Botys quaternalis ZELLER, Lep. Microp. Caffr. p. 44 (1852).

Botys temeratalis ZELLER, *l. c.* p. 45 (1852).

Zebronia cassusalis WALKER, Cat. Lep. Het. B. M. xvii, p. 477 (1859).

Zebronia aurolinealis WALKER, *l. c.* p. 478 (1859).

Botys faustalis LEDERER, Wien. Ent. Mon. vii, pp. 375, 471, pl. 10, f. 15 (1863).

Zebronia amaenalis WALKER, *l. c.* xxxiv, p. 1352 (1865).

Pycnarmon aurolinealis MOORE, Proc. Zool. Soc. Lond. p. 92 (1867).

Notarcha cassalis (*cassusalis*) MEYRICK, Trans. Ent. Soc. Lond. p. 311 (1884).

Notarcha chrysoplasta MEYRICK, *l. c.* p. 311 (1884).

Haritala cassusalis MOORE, Lep. Ceyl. iii, p. 311 (1886).

Notarcha cassusalis SWINHOE, Trans. Ent. Soc. Lond. p. 281 (1890).

Haritala delicatalis HAMPSON, Ill. Typ. Het. B. M. viii, p. 137, pl. 155, f. 5 (1891).

Notarcha quaternalis MEYRICK, *l. c.* pp. 6, 461 (1894).

Lygropia quaternalis HAMPSON, Faun. Brit. Ind. Moths, iv, p. 342 (1896).

Sylepta (*Lygropia*) *quaternalis* STRAND, Deut. Ent. Zeitschr. Iris, xxxii (1/2), p. 48 (1918).

2 ♂, 25-VI-1904, Tainan (WILEMAN)	}} In Coll. WILEMAN (London).
1 ♀, 3-VII-1904, " (")	
1 ♀, 14-VIII-1905, Kanshirei (WILEMAN)	}} In Brit. Mus.
1 ♂, 16-V-1906, Tainan (")	
1 ♂, 3-VII-1906, " (")	
1 ♂, 9-VII-1906, " (")	
1 specimen, X-1911, Kosempo (SAUTER)	In Deut. Ent. Inst. (Berlin).

Loc. Distr.: Kosempo; Tainan; Kanshirei; Takao.

Gen. Distr.: W. & S. Africa; Australia; Oriental region (HAMPSON); Formosa

332. *Lygropia syleptalis* STRAND

Lygropia syleptalis STRAND, Deut. Ent. Zeitschr. Iris, xxxii (1/2), p. 56 (1918).

1 ♀, I-1910, Kosempo (type) In Deut. Ent. Inst. (Berlin).

1 ♂, 13-VII-1925, Baibara (KIKUCHI) In Ent. Mus. (Sapporo).

Loc. Distr.: Kosempo; Baibara.

Gen. Distr.: Formosa.

Genus *Agathodes* GN.

(Type *ostentalis* HBN. et GYR.)

Agathodes GUENÉE, Delt. et Pyr. p. 207 (1854); MOORE, Lep. Ceyl. iii, p. 555 (1887); HAMPSON, Faun. Brit. Ind. Moths, iv, p. 344 (1896); *id.*, Proc. Zool. Soc. Lond. p. 730 (1898).

Stenurges LEDERER, Wien. Ent. Mon. vii, p. 416 (1863) [type *ostentalis* HBN. et GYR.].

333. *Agathodes ostentalis* HBN. et GYR. (Pl. VIII, f. 30)

Perinephela ostentalis HUEBNER et GEYER, HUEBNER, Zutr. Smml. Exot. Schmett. v, p. 11, ff. 833, 834 (1837).

Agathodes ostentalis GUENÉE, Delt. et Pyr. p. 208 (1854).

Agathodes ostentalis WALKER, Cat. Lep. Het. B. M. xvii, p. 378 (1859).

Stenurges ostentalis LEDERER, Wien. Ent. Mon. vii, p. 417 (1863).

1 ♀, 27-VIII-1904, Takao (WILEMAN) }
 1 ♂, 31-VIII-1904, " { " } } In Coll. WILEMAN (London).
 1 ♀, 2-IX -1904, " { " } }

1 ♂, X-1909, Arikan (SAUTER) In Zool. Mus. (Berlin).

1 ♂, ?-1918, Horisha (KAWAMURA) In Ent. Mus. (Sapporo).

Loc. Distr.: Horisha; Arikan; Takao.

Gen. Distr.: India; Java; Australia; W. China; Formosa.

Genus *Margaronia* HBN.

(Type *unionalis* HBN.)

Parotis HUEBNER, Smml. Exot. Schmett. iii, p. 30 (1825) [type *marinata*

FABR.] non descr.

Margaronia HUEBNER, Verz. Schmett. p. 358 (1826).

Eudiotis HUEBNER, *l. c.* p. 359 (1826) [type *hyalinata* LINN.].

Phakellura POEY, Lep. Cuba (1832) [type *hyalinata* LINN.] non descr.

Paradosis ZELLER, Lep. Microp. Caffr. p. 58 (1852) [type *flegia* CRAM.].

Glyphodes GUENÉE, Delt. et Pyr. p. 292 (1854) [type *stolalis* GN.]; HAMPSON, Faun. Brit. Ind. Moths, iv, p. 345 (1896); *id.*, Proc. Zool. Soc. Lond. p. 731 (1898).

Margarodes GUENÉE, *l. c.* p. 301 (1854) [type *laticostalis* GN.] praeocc.

Hoterodes GUENÉE, *l. c.* p. 310 (1854) [type *ausonia* CRAM.].

Tobata WALKER, Cat. Lep. Het. B. M. xviii, p. 516 (1859) [type *elealis* WLK.].

Dysallacta LEDERER, Wien. Ent. Mon. vii, p. 393 (1863) [type *negatalis* WLK.].

Stemorrhages LEDERER, *l. c.* p. 397 (1863) [type *sericea* DRURY].

Pachyarches LEDERER, *l. c.* p. 398 (1863) [type *lustralis* GN.].

Enchocnemidia LEDERER, *l. c.* p. 399 (1863) [type *vertumnalis* GN.].

Sisyrophora LEDERER, *l. c.* p. 399 (1863) [type *pfeifferae* LED.].

Cryptographis LEDERER, *l. c.* p. 399 (1863) [type *elealis* WLK.].

Morocosma LEDERER, *l. c.* p. 403 (1863) [type *margaritaria* CLERCK].

Chloauges LEDERER, *l. c.* p. 405 (1863) [type *suralis* LED.].

Nolckenia SNELLEN, Tijd. v. Ent. xviii, p. 222 (1875) [type *margaritalis* SNELL.].

Sestia SNELLEN, *l. c.* p. 235 (1875) [type *eumeusalis* WLK.].

Cadarena MOORE, Lep. Ceyl. iii, p. 335 (1886) [type *sinuata* FABR.].

Pitama MOORE, Lep. Atk. p. 217 (1888) [type *lativitta* MOOR.].

Cenocremis WARREN, Ann. Mag. Nat. Hist. (6) xviii, p. 116 (1896) [type *incurvata* WARR.].

Synopsis of Species

A. Wings green.

- a. Fore wing of the male with a fringe of long ochraceous hair at the basal half of costa below; inner area lacking a tuft of hair *M. marinata* FABR.
- b. Fore wing of the male with no fringe of long hair at the basal half of costa below; hind wing with the inner area clothed below

- with tufts of pale green hair *M. confinis* HMPSEN.
- B. Wings blackish.
- a. Each wing with the basal half white except the costal area of the fore wing.
- a¹. Fore wing with a black-edged white lunule at the discocellulars; hind wing with a black discocellular line *M. pfeifferae* LED.
- b¹. Fore wing with no black-edged white lunule at the discocellulars; hind wing with no black discocellular line *M. indica* SAUND.
- b. Fore wing with the basal half not white.
- a¹. Fore wing with a very narrow white postmedial line, forming an elongate dot at costa *M. actorionalis* WLK.
- b¹. Fore wing with the postmedial line black, with no white dot at costa *M. bivitratis* GN.
- C. Wings red-brown, suffused with fuscous; fore wing with oblique hyaline white patches in and below the end of cell; the same coloured postmedial patch; hind wing with the basal half hyaline white *M. crithealis* WLK.
- D. Wings fulvous; markings white.
- a. Hind wing with the basal half white; with no marking in the basal area.
- a¹. Fore wing with the basal area below the median nervure white; a long wedge-shaped white patch before the middle; a very large, irregular, white costal patch at the middle; lacking a postmedial patch at costa *M. curytusalis* WLK.
- b¹. Fore wing with the basal, antemedial and medial white bands; an oblong white patch beyond the middle; a narrow white postmedial line from the costal patch *M. pyloalis* WLK.
- b. Hind wing with the basal half white, with markings in it.
- a¹. Fore wing with the postmedial band greenish, extending to dorsum *M. ugatalis* WLK.
- b¹. Fore wing with the postmedial band

- hyaline white, not extending to dorsum.
- a². Fore wing with the postmedial band angled outwardly at the middle of the outer edge *M. itysalis* Wlk.
- b². Fore wing with the postmedial patch very large, becoming narrower towards costa and dorsum *M. stolalis* Gn.
- c². Fore wing lacking a large postmedial patch *M. pryeri* Butl. var.
formosana Shib. (var. nov.)
- E. Wings pure white, at costa fulvous.
- a. Wings with each a postmedial line very slightly curved outwardly; fore wing with small black specks, two of which below costa before the middle, one at each angle of cell *M. nigropunctalis* Brem.
- b. Fore wing with the postmedial line very highly excurved at the middle.
- a¹. Fore wing with the postmedial line oblique outwardly from costa to below vein 6 and from vein 2 to dorsum *M. annulata* Fabr.
- b¹. Fore wing with the postmedial line evenly oblique inwardly from costa to vein 5, and almost straight from vein 2 to dorsum *M. warrenalis* Swinh.
- F. Wings ferruginous red and yellow; spots and patches white *M. caulisalis* Wlk.

334. *Margaronia marinata* Fabr. (Pl. VIII, f. 7)

Thalacna marinata Fabricius, Ent. Syst. iii (2), p. 209 (1794).

Parotis psittacalis Huebner, Zutr. Smml. Exot. Schmett. iii, p. 30, ff. 523, 524 (1825).

Margarodes psittacalis Guenée, Delt. et Pyr. p. 308 (1854).

Margaronia psittacalis Walker, Cat. Lep. Het. B. M. xviii, p. 529 (1859).

Pachyarches psittacalis Lederer, Wien. Ent. Mon. vii, p. 398 (1863).

Margaronia maliferalis Walker, l. c. xxxiv, p. 1363 (1865).

Pachyarches maliferalis Moore, Proc. Zool. Soc. Lond. p. 618 (1877).

Glyphodes psittacalis HAMPSON, Faun. Brit. Ind. Moths, iv, p. 347 (1896).

Glyphodes marinata HAMPSON, Proc. Zool. Soc. Lond. p. 733 (1898).

Glyphodes (Pachyarches) marinata STRAND, Deut. Ent. Zeitschr. Iris, xxxii (1/2), p. 57 (1918).

1 ♂, 28-III-1904, Kanshirei (WILEMAN)}	In Brit. Mus.
1 ♂, 1-IV-1908, " (")}	
1 ♂, 22-VI-1904, Kanshirei (WILEMAN)}	In Coll. WILEMAN (London).
1 ♀, 20-VI-1906, " (")}	
1 ♀, 17-XI-1908, " (")}	
1 ♀, XI-1909, Arikan (SAUTER)}	In Zool. Mus. (Berlin).
1 ♂, VI-1910, Taihorin (")}	
7 ♂, X-1911, Kosempo (SAUTER)	In Deut. Ent. Inst. (Berlin).
1 ♂, 28-VIII-1924, Baibara (KIKUCHI)}	In Ent. Mus. (Sapporo).
1 ♂, 15-III-1925, " (")}	
1 ♀, 23-VII-1925, " (")}	
1 ♂, 30-VII-1925, " (")}	
1 ♀, 20-IV-1926, " (")}	
1 ♂, 23-IX-1926, " (")}	

Loc. Distr.: Kosempo; Arikan; Taihorin; Kanshirei; Baibara.

Gen. Distr.: India; Ceylon; Burma; Singapore; Fiji; Formosa.

335. *Margaronia pfeifferae* LED.

Sisyrophora pfeifferae LEDERER, Wien. Ent. Mon. vii, p. 399, pl. 13, f. 13 (1863).

Cydatima clwesiatis SNELLEN, Trans. Ent. Soc. Lond. p. 607, pl. 19, ff. 1, 1 a (1890).

Glyphodes pfeifferae HAMPSON, Faun. Brit. Ind. Moths, iv, p. 346 (1896).

Cydatima pfeifferae STRAND, Deut. Ent. Zeitschr. Iris, xxxii (1/2), p. 44 (1918).

1 ♂, 11-X-1904, Garambi (WILEMAN)}	In Brit. Mus.
1 ♀, 8-IX-1906, Takao (")}	
1 ♀, ? Formosa (")}	
1 ♂, 11-IX-1904, Takao (WILEMAN)}	In Coll. WILEMAN (London).
1 ♀, 1-X-1904, Garambi (")}	
1 specimen, VI-1912, Banshorio (SAUTER)	In Deut. Ent. Inst. (Berlin).

Loc. Distr.: Banshorio; Garambi; Takao.

Gen. Distr.: India; New Guinea; Burma; Sumatra; China; Formosa.

336. *Margaronia negatalis* Wlk.

Phalangiodes ? negatalis WALKER, Cat. Lep. Het. B. M. xvii, p. 468 (1859).

Botys monesusalis WALKER, l. c. xviii, p. 653 (1859).

Dysallacta negatalis LEDERER, Wien. Ent. Mon. vii, p. 393, pl. 13, f. 6 (1863).

Glyphodes negatalis HAMPSON, Faun. Brit. Ind. Moths, iv, p. 347 (1896).

Glyphodes (Dysallacta) negatalis STRAND, Deut. Ent. Zeitschr. Iris, xxxii (1/2), p. 57 (1918).

1 ♂, 23-X-1905, Takao (WILEMAN) In Coll. WILEMAN (London).

1 ♂, VI-1911, Anping (SAUTER) In Deut. Ent. Inst. (Berlin).

Loc. Distr.: Anping; Takao.

Gen. Distr.: India; Ceylon; Burma; Australia; Formosa.

337. *Margaronia eurytusalis* Wlk.

Glyphodes eurytusalis WALKER, Cat. Lep. Het. B. M. xvii, p. 503 (1859).

Glyphodes opalalis HAMPSON, Ill. Typ. Het. B. M. viii, p. 135, pl. 155, f. 20 (1891).

Margaronia eurytusalis SWINHOE, Cat. Het. Mus. Oxf. ii, p. 507 (1900).

1 ♀, 2-XI-1904, Garambi (WILEMAN) In Brit. Mus.

1 ♀, 27-IV -1908, Kanshirei (WILEMAN)	} In Coll. WILEMAN (London).
1 ♂, 29-IV -1908, " (")	
1 ♀, 18-VII-1908, " (")	
1 ♂, 11-XI -1908, " (")	

Loc. Distr.: Garambi; Kanshirei.

Gen. Distr.: India; Ceylon; Borneo; Formosa.

338. *Margaronia confinis* HMPSON.

Margaronia psittacalis WALLACE et MOORE (nec HBN.), Proc. Zool. Soc. Lond. p. 364 (1866).

Margaronia pomonalis BUTLER (nec GN.), Proc. Zool. Soc. Lond. p. 685 (1880).

Glyphodes confinis HAMPSON, Proc. Zool. Soc. Lond. p. 735 (1898).

Cenocnemis confinis SWINHOE, Cat. Het. Mus. Oxf. ii, p. 503 (1900).

1 ♂, ? Takao (type of *confinis* HMPSON.) In Brit. Mus.

Loc. Distr.: Takao.

Gen. Distr.: Australia; Formosa.

339. *Margaronia indica* SAUND.

Eudiotis indica SAUNDER, Proc. Ent. Soc. Lond. Zoologist, p. 3070 (1851).

- Eudiotis capensis* ZELLER, Lep. Microp. Caffr. p. 52 (1852).
Phakellura gazoralis GUENÉE, Delt. et Pyr. p. 297 (1854).
Phakellura zygaenalis GUENÉE, l. c. p. 297 (1854).
Phakellura indica WALKER, Cat. Lep. Het. B. M. xviii, p. 514 (1859).
Phacellura capensis LEDERER, Wien. Ent. Mon. vii, p. 400 (1863).
Phacellura gazoralis LEDERER, l. c. p. 400 (1863).
Phacellura indica MEYRICK, Trans. Ent. Soc. Lond. p. 297 (1884).
Glyphodes indica HAMPSON, Faun. Brit. Ind. Moths, iv, p. 360 (1896).
Eudiotis hyalinata SHIRAKI (nec LINN.), Bul. Agr. Exp. Stat. Formosa,
 I, p. 119, pl. 13, f. 7 (1910).
Loc. Distr.: Tainan; Taihoku; Takao.
Gen. Distr.: Ethiopian, Oriental, Australian regions (HAMPSON); Corea;
 Japan; Formosa.

340. *Margaronia nigropunctalis* BREM.

- Margarodes nigropunctalis* BREMER, Lep. Ost-Sib. p. 67, pl. 6, f. 5 (1864).
Botys submarginalis WALKER, Cat. Lep. Het. B. M. xxxiv, p. 1414 (1865).
Glyphodes neomera BUTLER, Ill. Typ. Het. B. M. ii, p. 57, pl. 39, f. 5 (1878).
Cydalima submarginalis SWINHOE, Proc. Zool. Soc. Lond. p. 871 (1885).
Margaronia nigropunctalis SNELLEN, Trans. Ent. Soc. Lond. p. 610 (1890).
Glyphodes nigropunctalis HAMPSON, Faun. Brit. Ind. Moths, iv, p. 352 (1896).
Cydalima nigropunctalis STRAND, Deut. Ent. Zeitschr. Iris, xxxii (1/2), p.
 44 (1918).
 1 specimen, 6-VIII-1908, Arisan (WILEMAN) }
 1 " 22-VIII-1908, " (") } In Brit. Mus.
 2 specimens, ? Arisan (MOLTRECHT) }
 1 specimen, ? Kanshirei (") }
 2 specimens, Punkiko (WILEMAN) In Coll. WILEMAN (London).
 1 ♂, II-1912, Suishario (SAUTER) In Deut. Ent. Inst. (Berlin).

- Loc. Distr.:** Suishario; Arisan; Kanshirei; Punkiko.
Gen. Distr.: India; Ceylon; Siberia; Corea; Japan; Formosa.

341. *Margaronia annulata* FABR. (Pl. VIII, f. 15)

- Phalaena annulata* FABRICIUS, Ent. Syst. iii (2), p. 212 (1794).
Botys celsalis WALKER, Cat. Lep. Het. B. M. xviii, p. 654 (1859).
Botys partialis LEDERER, Wien. Ent. Mon. vii, pp. 371, 465, pl. 9, f. 8
 (1863).
Margaronia inusitata BUTLER, Ann. Mag. Nat. Hist. (5) iv, p. 454 (1879).

- Margaronia celsalis* SWINHOE, Proc. Zool. Soc. Lond. p. 871 (1885).
Glyphodes celsalis HAMPSON, Faun. Brit. Ind. Moths, iv, p. 352 (1896).
Glyphodes annulata HAMPSON, Proc. Zool. Soc. Lond. p. 740 (1898).
Margaronia annulata HERING, Stett. Ent. Zeitschr. 62, p. 256 (1901).
 1 ♂, 29-VIII-1904, Takao (WILEMAN) In Coll. WILEMAN (London).
 1 ♂, VII-1919, Karenko (OHKUNI) }
 1 ♀, 30-VII-1925, Baibara (KIKUCHI) } In Ent. Mus. (Sapporo).
 1 ♀, 21-IX-1926, „ („) }

Loc. Distr.: Takao; Karenko; Baibara.

Gen. Distr.: India; Ceylon; Borneo; Japan; Formosa.

342. *Margaronia warrenalis* SWINH.

Margaronia warrenalis SWINHOE, Ann. Mag. Nat. Hist. (6) xiv, p. 148 (1894).

Glyphodes warrenalis HAMPSON, Faun. Brit. Ind. Moths, iv, p. 352 (1896).

1 ♂, 16-IX-1906, Arisan (WILEMAN) In Coll. WILEMAN (London).

Loc. Distr.: Arisan.

Gen. Distr.: India; Formosa.

343. *Margaronia actorionalis* Wlk. (Pl. VIII, f. 23)

Glyphodes actorionalis WALKER, Cat. Lep. Het. B. M. xvii, p. 498 (1859).

Glyphodes zelleri LEDERER, Wien. Ent. Mon. vii, pp. 402, 478, pl. 14, f. 3 (1863).

Lypotigris jovialis FELDER et ROGENHOFER, Reis. Novara, II, (2), Lep. pl. 136, f. 25 (1874).

Glyphodes jovialis SNELLEN, Tijd. v. Ent. xxvi, p. 141 (1883).

Margaronia actorionalis SWINHOE, Cat. Het. Mus. Oxf. ii, p. 508 (1900).

1 ♀, 18-VIII-1905, Kanshirei (WILEMAN) }
 1 ♀, 14-XI-1905, „ („) } In Coll. WILEMAN (London).

1 ♀, V-1911, Kosempo (SAUTER) In Deut. Ent. Inst. (Berlin).

1 ♂, 12-IX-1924, Baibara (KIKUCHI) In Ent. Mus. (Sapporo).

Loc. Distr.: Kosempo; Kanshirei; Baibara.

Gen. Distr.: India; Ceylon; Borneo; Java; Japan; Formosa.

344. *Margaronia bivitalis* Gn. (Pl. VIII, f. 31)

Glyphodes bivitalis GUENÉE, Delt. et Pyr. p. 293 (1854).

Margaronia bivitratis SWINHOE, Cat. Het. Mus. Oxf. ii, p. 5c9 (1900).

1 ♀, ? Formosa (HOBSON)	In Brit. Mus.
1 ♀, 31-X -1905, Takao (WILEMAN)}	In Coll. WILEMAN (London).
1 ♂, 28-IV -1905, Tainan (")}	
1 ♂, 16-VII-1908, Kanshirei (")}	
1 ♂, VI-1910, Taihorin (SAUTER)	In Zool. Mus. (Berlin).
2 ♂ ♂, 3 ♀ ♀, Baibara (KIKUCHI)	In Ent. Mus. (Sapporo).

Loc. Distr.: Takao; Kanshirei; Tainan; Baibara; Taihorin.

Gen. Distr.: India; Ceylon; Borneo; Philippines; China; Formosa.

345. *Margaronia itysalis* Wlk. (Pl. VIII, f. 8)

Glyphodes itysalis WALKER, Cat. Lep. Het. B. M. xvii, p. 501 (1859).

Glyphodes sclincalis WALLACE et MOORE (nec Wlk.), Proc. Zool. Soc. Lond. p. 364 (1866).

Glyphodes pierpersialis SNELLEN, Mid.-Sumat. iv, Lep. p. 68 (1880).

Glyphodes malayana BUTLER, Proc. Zool. Soc. Lond. p. 684 (1880).

5 specimens, Takao (includ. type of <i>malayana</i> BUTL.)	In Brit. Mus.
1 specimen, Formosa (MOORE Coll.)	
4 specimens, Takao (WILEMAN)	
1 specimen, Kanshirei (")	
1 ♀, 29-VIII-1904, Takao (WILEMAN)}	In Coll. WILEMAN (London).
1 ♀, 21-V -1908, Kanshirei (")}	
2 specimens, Kanshirei (SAUTER)	In Zool. Mus. (Berlin).
1 specimen, Takao (HOBSON)	In Nation. Mus. (Paris).
1 ♀, 3 ♂ ♂, Baibara (KIKUCHI)	In Ent. Mus. (Sapporo).

Loc. Distr.: Takao; Kanshirei; Baibara.

Gen. Distr.: Penag; India; Ceylon; Borneo; Java; Philippines; Formosa.

346. *Margaronia stolalis* Gn. (Pl. VIII, f. 16)

Glyphodes stolalis GUENÉE, Delt. et Pyr. p. 293, pl. 3, f. 11 (1854).

Glyphodes diurnalis SWINHOE (nec Gn.), Proc. Zool. Soc. Lond. p. 872 (1885).

Margaronia stolalis SWINHOE, Cat. Het. Mus. Oxf. ii, p. 506 (1900).

1 ♀, 2-X -1904, Garambi (WILEMAN)}	In Coll. WILEMAN (London).
1 ♀, 16-VII-1908, Kanshirei (")}	
1 ♂, 18-VIII-1906, Kanshirei (WILEMAN)	In Brit. Mus.
1 ♂, 11-VII -1925, Baibara (UCHIDA)}	In Ent. Mus. (Sapporo).
2 ♂ ♂, 23-VIII-1926, Kwantosan (KIKUCHI)}	

Loc. Distr.: Kwantosan; Baibara; Kanshirei; Garambi.

Gen. Distr.: Africa; India; Ceylon; New Guinea; Philippines; W. China; Formosa.

347. *Margaronia pyloalis* Wlk.*Glyphodes pyloalis* WALKER, Cat. Lep. Het. B. M. xix, p. 973 (1859).*Glyphodes sylpharis* BUTLER, Ill. Typ. Het. B. M. ii, p. 57, pl. 39, f. 2 (1878).*Margaronia pyloalis* SWINHOE, Cat. Het. Mus. Oxf. ii, p. 510 (1900).

1 ♀, I-1910, Kosempo (SAUTER)	} In Deut. Ent. Inst. (Berlin).
2 ♂♂, X-1911, Suishario (")	
1 specimen, Kanshirei (WILEMAN)	In Brit. Mus.
5 specimens, Kanshirei (WILEMAN)	In Coll. WILEMAN (London).
1 specimen, Taihorin (SAUTER)	In Zool. Mus. (Berlin).

Loc. Distr.: Suishario; Kosempo; Kanshirei; Taihorin.**Gen. Distr.:** India; Ceylon; Burma; China; Japan; Formosa.**348. *Margaronia pryeri* BUTL. var. *formosana* var. nov.**

(Pl. VIII, f. 24)

♀. Differs from the typical species in the following points:

1. Fore wing with the antemedial white band oblique outwardly from costa to dorsum instead of being excurved.
2. Hind wing with a black-edged ochraceous discocellular patch instead of black dot.

Expanse of wings 25 mm. (See Pl. I, f. 2; Pl. II, f. 2).

1 ♀, July 8, 1925, Ranrun (T. UCHIDA). In Coll. Ent. Mus. (Sapporo).

349. *Margaronia crithealis* Wlk. (Pl. VIII, f. 32)*Dcsmia crithealis* WALKER, Cat. Lep. Het. B. M. xvii, p. 344 (1859).*Glyphodes chilka* MOORE, Lep. Atk. p. 216, pl. 7, f. 9 (1887).*Glyphodes crithealis* HAMPSON, Faun. Brit. Ind. Moths, iv, p. 358 (1896).

1 ♂, V-1909, Rantaizan (WILEMAN)	} In Coll. WILEMAN (London).
1 ♀, V-1912, Kosempo (SAUTER)	
1 ♂, 25-IV-1917, Funkiko (SHIRAKI)	} In Ent. Mus. (Sapporo).
1 ♂, X-1918, Arisan (SONAN)	
1 ♂, 1 ♀, VII-1919, Karenko (OHKUNI)	
1 ♀, 26-X-1925, Baibara (KIKUCHI)	

Gen. Distr.: Kosempo; Rantaizan; Funkiko; Arisan; Baibara.**Loc. Distr.:** India; China; Formosa.

350. *Margaronia canthusalis* Wlk. (Pl. IX, f. 1)*Glyphodes canthusalis* WALKER, Cat. Lep. Het. B. M. xvii, p. 505 (1859).*Botys luciferalis* WALKER, l. c. xxxiv, p. 1412 (1865).*Glyphodes lora* WALKER, l. c. xxxv, p. 1978 (1866).*Glyphodes luciferalis* MOORE, Proc. Zool. Soc. Lond. p. 92 (1867).*Glyphodes spectandalis* SNELLEN, Tijd. v. Ent. xxxviii, p. 138, pl. 6, f. 1 (1895).*Margaronia canthusalis* SWINHOE, Cat. Het. Mus. Oxf. ii, p. 510 (1900).

1 ♂, 25-VIII-1907, Kanshirei (WILEMAN)	} In Coll. WILEMAN (London).
1 ♂, 27-VIII-1907, " (")	
1 ♂, 1-IX -1907, " (")	
1 ♂, 31-V -1908, " (")	
1 ♀, ? Formosa (HOBSON)	} In Brit. Mus.
1 ♀, 31-V -1908, Kanshirei (WILEMAN)	
1 ♀, 3-VI-1908, " (")	
1 specimen, Kosempo (SAUTER)	In Zool. Mus. (Berlin).
2 ♂ ♂, 2 ♀ ♀, Baibara (KIKUCHI)	In Ent. Mus. (Sapporo).

Loc. Distr.: Kanshirei; Kosempo; Baibara.**Gen. Distr.:** India; Borneo; New Guinea; Formosa.**Genus *Euclasta* LED.**(Type *splendidalis* H.-S.)*Euclasta* LEDERER, Verh. Zool.-Bot. Ver. Wien, v, p. 252 (1855); *id.*, Wien. Ent. Mon. vii, p. 423 (1865); HAMPSON, Faun. Brit. Ind. Moths, iv, p. 363 (1896); *id.*, Proc. Zool. Soc. Lond. p. 751 (1898).*Iburgia* WALKER, Cat. Lep. Het. B. M. xviii, p. 544 (1859).**351. *Euclasta defamatalis* Wlk.***Iburgia defamatalis* WALKER, Cat. Lep. Het. B. M. xviii, p. 544 (1859).*Euclasta defamatalis* LEDERER, Wien. Ent. Mon. vii, p. 423, pl. 15, f. 13 (1863).

1 ♂, 14-VI-1906, Kanshirei (WILEMAN)	} In Coll. WILEMAN (London).
1 ♂, 16-IV-1908, " (")	
1 ♂, VIII-1909, Kosempo (SAUTER)	} In Zool. Mus. (Berlin).
1 ♂, I-1910, " (")	

Loc. Distr.: Kosempo; Kanshirei.**Gen. Distr.:** India; Ceylon; Formosa.

Genus *Polythlipta* LED.(Type *macralis* LED.)

Polythlipta LEDERER, Wien. Ent. Mon. vii, p. 389 (1863); MOORE, Lep. Ceyl. iii, p. 310 (1886); HAMPSON, Faun. Brit. Ind. Moths, iv, p. 364 (1896); *id.*, Proc. Zool. Soc. Lond. p. 752 (1898).

352. *Polythlipta divaricata* MOOR. (Pl. IX, f. 9)

Polythlipta divaricata MOORE, Lep. Ceyl. iii, p. 311, pl. 179, f. 16 (1886).

1 ♂, 4-X -1907, Suishario (WILEMAN)}	In Coll. WILEMAN (London).
1 ♂, 5-VIII-1908, Arisan (")}	
2 ♂ ♂, XI-1908, Kosempo (SAUTER)}	In Zool. Mus. (Berlin).
1 ♂, XI-1910, Taihorin (")}	
1 ♂, VII -1919, Karenko (OHKUNI)}	In Ent. Mus. (Sapporo).
1 ♂, 28-VIII-1924, Baibara (KIKUCHI)}	

Loc. Distr.: Karenko; Baibara; Kosempo; Taihorin; Suishario; Arisan.

Gen. Distr.: Ceylon; Formosa.

Genus *Nausinoë* HBN.(Type *perspectata* FABR.)

Nausinoë HUEBNER, Verz. Schmett. p. 362 (1826); MOORE, Lep. Ceyl. iii, p. 309 (1886).

Lepyrodos GUENÉE, Delt. et Pyr. p. 277 (1854) [type *geometralis* GN.]; WALKER, Cat. Lep. Het. B. M. xvii, p. 463 (1859); LEDERER, Wien. Ent. Mon. vii, p. 445 (1863); MOORE, Lep. Ceyl. iii, p. 308 (1886); HAMPSON, Faun. Brit. Ind. Moths, iv, p. 367 (1896); *id.*, Proc. Zool. Soc. Lond. p. 753 (1898).

Phalangiodes GUENÉE, *l. c.* p. 278 (1854) [type *perspectata* FABR.]; WALKER, *l. c.* xvii, p. 467 (1859); SNELLEN, Tijds. v. Ent. p. 238 (1880); *id.*, *l. c.* p. 45 (1884); MEYRICK, Trans. Ent. Soc. Lond. p. 294 (1884).

Synopsis of Species

- a. Fore wing yellowish brown or fuscous brown,
with white subbasal and discocellular bands;
hind wing with the basal area white *N. perspectata* FABR.

- b. Wings yellow, striated with black; numerous small white spots in the fore wing; hind wing with a subbasal white band and some white spots *N. geometralis* GN.

353. *Nausinoë perspectata* FABR. (Pl. IX, f. 17)

- Phalaena perspectata* FABRICIUS, Syst. Ent. p. 640 (1775).
Pyralis pueritia CRAMER, Papil. Exot. iii, p. 128, pl. 264, f. F (1779).
Nausinoë neptis HUEBNER (nec CRAM.), Verz. Schmett. p. 362 (1826).
Phalangiodes neptisalis GUENÉE, Delt. et Pyr. p. 279 (1854).
Phalangiodes neptalis WALKER, Cat. Lep. Het. B. M. xvii, p. 467 (1859).
Phalangodes neptis LEDERER, Wien. Ent. Mon. vii, p. 445 (1863).
Phalangiodes neptis MEYRICK, Trans. Ent. Soc. Lond. p. 295 (1884).
Lepyrodes neptis HAMPSON, Faun. Brit. Ind. Moths, iv, p. 368 (1896).
Lepyrodes pueritia HAMPSON, Proc. Zool. Soc. Lond. p. 754 (1898).
Lepyrodes perspectata STRAND, Deut. Ent. Zeitschr. Iris, xxxii (1/2), p. 59 (1918).

1 ♂, 19-VI-1904, Taihoku (WILEMAN) }	In Brit. Mus.
1 ♂, 4-X-1904, " (") }	
1 ♀, 23-VI-1904, Tainan (WILEMAN) }	In Coll. WILEMAN (London).
1 ♂, 17-VII-1908, Kanshirei (") }	
1 ♂, V-1909, Chikutoge (SAUTER)	In Zool. Mus. (Berlin).
5 specimens, 1-1910, Kosempo (SAUTER) }	In Deut. Ent. Inst. (Berlin).
X-1911, " (") }	
4 ♂ ♂, 1 ♀, Baibara (KIKUCHI) }	In Ent. Mus. (Sapporo).
1 ♂, Horisha (?) }	

Loc. Distr.: Kosempo; Chikutoge; Taihoku; Tainan; Kanshirei; Baibara; Horisha.

Gen. Distr.: India; Ceylon; Java; Formosa.

354. *Nausinoë geometralis* GN. (Pl. IX, f. 25)

- Lepyrodes geometralis* GUENÉE, Delt. et Pyr. p. 278, pl. 8, f. 6 (1854).
Diascemia geometralis BUTLER, Proc. Zool. Soc. Lond. p. 683 (1880).
Diascemia ? geometralis BUTLER, l. c. p. 622 (1881).

2 specimens, Takao (HOBSON) }	In Brit. Mus.
1 specimen, Formosa (DICKSON) }	
2 specimens, Takao (WILEMAN) }	
1 specimen, 17-VI-1904, Tainan (WILEMAN) }	In Coll. WILEMAN (London).
1 " 9-VIII-1904, Takao (") }	

1 ♂, 9-VIII-1909, Arikan (SAUTER)	In Zool. Mus. (Berlin).
1 ♀, I-1910, Kosempo (SAUTER)	In Deut. Ent. Inst. (Berlin).
1 ♂, 21-VII-1906, Shoka (MATSUMURA)	In Ent. Mus. (Sapporo).
1 ♂, 13-IV - ? Kanshirei (")	
1 ♀, 10-V -1912, Taito (SHIRAKI)	
1 ♀, ? Nanto (")	

Loc. Distr.: Takao; Tainan; Arikan; Kosempo; Taito; Kanshirei; Nanto; Shoka.

Gen. Distr.: W. Africa; India; Ceylon; Burma; Australia; China; Formosa.

Genus *Leucinodes* GN.

(Type *elegantalis* GN.)

Leucinodes GUENÉE, Delt. et Pyr. p. 221 (1854); WALKER, Cat. Lep. Het. B. M. xvii, p. 392 (1859); LEDERER, Wien. Ent. Mon. vii, p. 440 (1863); MOORE, Lep. Ceyl. iii, p. 288 (1885); HAMPSON, Faun. Brit. Ind. Moths, iv, p. 370 (1896); *id.*, Proc. Zool. Soc. Lond. p. 755 (1898).

Synopsis of Species

- a. Fore wing white, the basal, middle (partly)
and apical areas ferruginous *L. orbonalis* GN.
b. Fore wing white, the basal and apical areas black ... *L. apicalis* HMPSN.

355. *Leucinodes orbonalis* GN.

Leucinodes orbonalis GUENÉE, Delt. et Pyr. p. 223 (1854).

1 ♂, 6-X-1907, Suishario (WILEMAN) In Coll. WILEMAN (London).

Loc. Distr.: Suishario.

Gen. Distr.: S. Africa; India; Ceylon; Burma; Java; Duke of York Is.; Formosa.

356. *Leucinodes apicalis* HMPSN. (Pl. IX, f. 2)

Leucinodes apicalis HAMPSON, Faun. Brit. Ind. Moths, iv, p. 371 (1896).

Analyta (Hyperanalyta) pseudoapicalis STRAND, Deut. Ent. Zeitschr. Iris, xxxii (1/2), p. 61 (1918).

1 ♂, 12-X-1904, Tainan (WILEMAN)
1 ♀, 20-V-1908, Kanshirei (")
1 ♀, 24-V-1908, " (")

In Coll. WILEMAN (London).

♂, VI-1911, Anping (type of *pseudoapicalis* STRAND) In Deut. Ent. Inst. (Berlin).

♀, 27-X-1925, Baibara (KIKUCHI) }
 ♂, 9-V-1926, " (") } In Ent. Mus. (Sapporo).

Loc. Distr.: Anping; Tainan; Kanshirei; Baibara.

Gen. Distr.: India; Ceylon; Formosa.

Genus *Crocidolomia* ZELL.

(Type *binotalis* ZELL.)

Crocidolomia ZELLER, Lep. Microp. Caffr. p. 65 (1852); LEDERER, Wien. Ent. Mon. vii, p. 358 (1863); HAMPSON, Faun. Brit. Ind. Moths, iv, p. 371 (1896); *id.*, Proc. Zool. Soc. Lond. p. 758 (1898).

Godara WALKER, Cat. Lep. Het. B. M. xix, p. 808 (1859) [type *binotalis* ZELL.]; LEDERER, *l. c.* p. 383 (1863); MOORE, Lep. Ceyl. iii, p. 347 (1886).

Trischistognatha WARREN, Ann. Mag. Nat. Hist. (6) ix, p. 429 (1892) [type *palindialis* GN.].

Pseudopisara SHIRAKI, Bul. Agr. Exp. Stat. Formosa, viii, p. 429 (1913) [type *binotalis* ZELL.].

Synopsis of Species

- a. Fore wing with two dark-edged white spots
 at each angle of cell *C. binotalis* ZELL.
- b. Fore wing lacking white spots at each angle
 of cell *C. suffusalis* HMPSON.

357. *Crocidolomia binotalis* ZELL.

Crocidolomia binotalis ZELLER, Lep. Microp. Caffr. p. 66 (1852).

Pionca comalis GUENÉE, Delt. et Pyr. p. 368 (1854).

Pionca incomalis GUENÉE, *l. c.* p. 369 (1854).

Godara comalis WALKER, Cat. Lep. Het. B. M. xix, p. 809 (1859).

Godara incomalis WALKER, *l. c.* p. 810 (1859).

Crocidolomia comalis HAMPSON, Ill. Typ. Het. B. M. ix, p. 46 (1893).

Nola triangularis SHIRAKI (nec LEECH), Bul. Agr. Exp. Stat. Formosa, I, p. 144, pl. 30, f. 4 (1910).

Pseudopisara 4-punctata SHIRAKI, *l. c.* pp. 429, 430 (1913).

1 specimen, Takao (HOBSON) }	In Brit. Mus.
3 specimens, Tainan (WILEMAN) }	
1 specimen, Tainan (WILEMAN) }	In Coll. WILEMAN (London).
1 " Takao (") }	
1 specimen, Taihorin (SAUTER) }	In Zool. Mus. (Berlin).
1 " Tainan (") }	
1 ♂, V-1911, Arikan (SAUTER) }	In Deut. Ent. Inst. (Berlin).
1 ♂, V-1912, Anping (") }	
1 ♀, V-1912, " (") }	
1 ♀, 1 ♂, 21-IV-1926, Baibara (KIKUCHI) }	In Ent. Mus. (Sapporo).
13 ♀ ♀, ? Taihoku (OGATA) }	

Loc. Distr.: Takao; Tainan; Taihorin; Anping; Arikan; Baibara; Taihoku,

Gen. Distr.: Africa; India; Ceylon; Burma; Java; Australia; Norfolk Is.; Formosa.

358. *Crocidolomia suffusalis* HAMPSON. (Pl. IX, f. 10)

Godara suffusalis HAMPSON, Ill. Typ. Het. B. M. viii, p. 135, pl. 155, ff. 4, 12 (1891).

Crocidolomia suffusalis HAMPSON, *l. c.* ix, p. 46 (1893).

1 ♀, 17-IX-1905, Tainan (WILEMAN)	In Coll. WILEMAN (London).
1 ♂, X-1911, Kosempo (SAUTER)	In Deut. Ent. Inst. (Berlin).
2 ♀ ♀, Formosa (MOORE Coll.)	In Brit. Mus.
1 ♀, 11-VIII-1925, Baibara (KIKUCHI)	In Ent. Mus. (Sapporo).

Loc. Distr.: Kosempo; Tainan; Baibara.

Gen. Distr.: India; Formosa.

Genus *Oebia* HBN.

(Type *undalis* FABR.)

Oebia HUEBNER, Verz. Schmett. p. 362 (1826).

Hellula GUENÉE, Delt. et Pyr. p. 415 (1854) [type *undalis* FABR.]; WALKER, Cat. Lep. Het. B. M. xix, p. 813 (1859); LEDERER, Wien. Ent. Mon. vii, p. 351 (1863); MOORE, Lep. Ceyl. iii, p. 355 (1886); HAMPSON, Faun. Brit. Ind. Moths, iv, p. 373 (1896); *id.*, Proc. Zool. Soc. Lond. p. 760 (1898).

359. *Oebia undalis* FABR.

Phalacna undalis FABRICIUS, Ent. Syst. iii (2), p. 226 (1794).

Pyralis undalis HUEBNER, Smml. Eur. Schmet. Pyr. p. 19, pl. 14, f. 93 (1796).

Ocibia undulalis HUEBNER, Verz. Schmett. p. 362 (1826).

Nymphula undalis TREITSCHKE, Schmett. Eur. vii, p. 128 (1829).

Hellula undalis GUENÉE, Delt. et Pyr. p. 416 (1854).

Scoparia ?alconalis WALKER, Cat. Lep. Het. B. M. xix, p. 827 (1859).

Leucinodes ? exemptalis WALKER, l. c. xxxiv, p. 1313 (1865).

Botis rogatalis HULST, Trans. Am. Ent. Soc. xiii, p. 149 (1886).

1 ♀, VII-1911, Kosempo (SAUTER) } In Deut. Ent. Inst. (Berlin).
1 ♂, VI-1912, Anping (") }

3 specimens, Tainan (WILEMAN) } In Brit. Mus.
1 specimen, Garambi (") }

2 specimens, Tainan (WILEMAN) } In Coll. WILEMAN (London).

5 specimens, Taihorin (SAUTER) } In Zool. Mus. (Berlin).

5 specimens, Taihoku (NITOBE) } In Ent. Mus. (Sapporo).

Loc. Distr.: Kosempo; Anping; Tainan; Garambi; Taihorin; Taihoku.

Gen. Distr.: U. S. A.; Europe; St. Helena; Africa; India; Ceylon; China; Philippines; Japan; Formosa.

Genus *Epipagis* HBN.

(Type *fenestralis* HBN.)

Epipagis HUEBNER, Verz. Schmett. p. 357 (1826).

Sameodes SNELLEN, Tijds. v. Ent. xxiii, p. 217 (1880) [type *cancellalis* ZELL.]; MEYRICK, Trans. Ent. Soc. Lond. p. 300 (1884); MOORE, iii, p. 307 (1886); HAMPSON, Faun. Brit. Ind. Moths, iv, p. 374 (1896); *id.*, Proc. Zool. Soc. Lond. p. 174 (1899).

Pessocosma MEYRICK, l. c. p. 300 (1884) [type *iolcalis* WLK.].

Mimorista WARREN, Ann. Mag. Nat. Hist. (6) iv, p. 476 (1890) [type *botydalis* GN.].

Synopsis of Species

- a. Fore wing fulvous, with hyaline spots; hind wing with the basal half white, the outer half being fulvous *E. cancellalis* ZELL.
- b. Wings ochraceous, with black markings; fore wing lacking an antemedial band *E. setinalis* HMPSON.
- c. Wings yellow or fiery orange, with black markings; fore wing with a black antemedial

band *E. miltochristalis* HMPNS.

360. *Epipagis cancellalis* ZELL.

- Botys cancellalis* ZELLER, Lep. Microp. Caffr. p. 34 (1852).
Stenia pipleisalis WALKER, Cat. Lep. Het. B. M. xvii, p. 420 (1859).
Lcpyrodes ? lepidalis WALKER, l. c. p. 465 (1859).
Samea sidealis WALKER, l. c. xix, p. 937 (1859).
Cacographis cancellalis LEDERER, Wien. Ent. Mon. vii, p. 360 (1863).
Hymenia meridionalis WALKER, l. c. xxxiv, p. 1314 (1865).
Sameodes trithyralis SNELLEN, Tijd. v. Ent. xxiii, p. 218 (1880); *id.*, l. c. xxvi, p. 134, pl. 8, f. 4 (1883).
Samea vespertinalis SAALMÜLLER, Jahr. Senck. Naturf. Ges. p. 300 (1880).
Samcodes cancellalis MEYRICK, Ent. Mon. Mag. xxi, p. 202 (1884).
Samcodes pipleisalis MOORE, Lep. Ceyl. iii, p. 307, pl. 181, f. 14 (1886).

1 ♂, 14-VI -1904, Tainan (WILEMAN)	} In Brit. Mus.
2 ♀ ♀, 25-VI -1904, " (")	
1 ♂, 1-VII-1904, " (")	
1 ♀, 5-VII-1904, " (")	
2 ♂, 26-X -1908, Kanshirei (")	
1 ♀, 17-VII-1904, Tainan (WILEMAN)	} In Coll. WILEMAN (London).
1 ♀, 4-IX -1904, Takao (")	
1 ♀, 9-V -1906, Tainan (")	
1 ♂, 11-VII-1909, Takao (")	
1 ♀, III-1909, Tainan (SAUTER)	In Zool. Mus. (Berlin).
2 ♂ ♂, V-1911, Anping (SAUTER)	In Deut. Ent. Inst. (Berlin).

Loc. Distr.: Anping; Takao; Tainan; Kanshirei.

Gen. Distr.: Africa; India; Ceylon; Burma; Java; Australia; Formosa.

361. *Epipagis setinalis* HMPNS. (Pl. IX, f. 18)

Epipagis setinalis HAMPSON, Ann. Mag. Nat. Hist. (9) i, p. 277 (1918).

1 ♀, 2-V-1908, Kanshirei (WILEMAN)	In Coll. WILEMAN (London).
1 ♀, 14-IV-1909, Kanshirei (type)	In Brit. Mus.
1 ♀, V-1911, Taihorin (SAUTER)	In Zool. Mus. (Berlin).
1 ♀, 7-V-1926, Baibara (KIKUCHI)	In Ent. Mus. (Sapporo).

Loc. Distr.: Kanshirei; Baibara; Taihorin.

Gen. Distr.: Formosa.

362. *Epipagis miltochristalis* HMPNS. (Pl. IX, f. 26)

Sameodes miltochristalis HAMPSON, Faun. Brit. Ind. Moths, iv, p. 375 (1896).

Eusabena stenialis SNELLEN, Tijds. v. Ent. 43, p. 272, pl. 15, ff. 4, 5 (1900).

Samcodes mittochristalis HMPSN. var. ? *equicalcaralis* STRAND, Deut. Ent.

Zeitschr. Iris, xxxii (1/2), p. 61 (1918).

2 ♀ ♀, 18-VIII-1905, Kanshirei (WILEMAN)	} In Coll. WILEMAN (London).
1 ♂, 19-IX -1906, " (")	
1 ♂, 25-VIII-1907, " (")	
1 ♂, 30-VII-1908, Kanshirei (WILEMAN)	} In Brit. Mus.
1 ♂, 25-IX -1908, " (")	
1 ♂, 19-III-1909, " (")	
1 ♂, XI-1909, Arikan (SAUTER)	In Zool. Mus. (Berlin).
3 ♂ ♂, I-1910, X-1911, Kosempo (includ. type of <i>equicalcaralis</i> STRAND)	In Deut. Ent. Inst. (Berlin).
1 ♂, 30-VII-1925, Baibara (KIKUCHI)	In Ent. Mus. (Sapporo).

Loc. Distr.: Kosempo; Arikan; Kanshirei; Baibara.

Gen. Distr.: India; Borneo; Burma; Australia; Formosa.

Genus *Thliptoceras* SWINH.

(Type *variabilis* SWINH.)

Thliptoceras SWINHOE, Trans. Ent. Soc. Lond. p. 274 (1890); HAMPSON, Faun. Brit. Ind. Moths, iv, p. 377 (1896); *id.*, Proc. Zool. Soc. Lond. p. 178 (1899).

363. *Thliptoceras variabilis* SWINH.

Thliptoceras variabilis SWINHOE, Trans. Ent. Soc. Lond. p. 274 (1890).

Circobotys ? *phycidalis* SNELLEN, Trans. Ent. Soc. Lond. p. 599 (1890).

1 ♂, 28-IV-1909, Kanshirei (WILEMAN) In Brit. Mus.

Loc. Distr.: Kanshirei.

Gen. Distr.: India; Burma; Formosa.

Genus *Protonoceras* WARR.

(Type *capitalis* FABR.)

Protonoceras WARREN, Ann. Mag. Nat. Hist. (6) vi, p. 475 (1890); HAMPSON (part), Faun. Brit. Ind. Moths, iv, p. 378 (1896); *id.*, Proc. Zool. Soc. Lond. p. 180 (1899).

364. *Protonoceras capitalis* FABR. (Pl. IX, f. 3)

Phalacna capitalis FABRICIUS, Ent. Syst. iii (2), p. 229 (1794).

- Crambus capitalus* FABRICIUS, Suppl. Ent. Syst. p. 468 (1798).
Botys tropicalis WALKER, Cat. Lep. Het. B. M. xviii, p. 670 (1859).
Coptobasis tropicalis MOORE, Lep. Ceyl. iii, p. 293, pl. 181, f. 9 (1885).
Archernis tropicalis HAMPSON, Faun. Brit. Ind. Moths, iv, p. 379 (1896).
Archernis capitalis HAMPSON, Proc. Zool. Soc. Lond. p. 181 (1899).

1 specimen, ? Takao (HOBSON) }	In Brit. Mus.
1 " 19-IX-1904, " (WILEMAN) }	
1 " 19-IV-1906, Kanshirei (") }	
1 specimen, 22-IV-1905, Kanshirei (WILEMAN) }	In Coll. WILEMAN (London).
1 " 21-VII-1905, " (") }	
1 " 2-VIII-1906, " (") }	
2 specimens, Arikan (SAUTER) }	In Zool. Mus. (Berlin).
2 " Taihorin (") }	
3 ♀♀, I-1910, X-1911, Kosempo (SAUTER)	In Deut. Ent. Inst. (Berlin).
1 ♂, 22-IV-1926, Baibara (KIKUCHI) }	In Ent. Mus. (Sapporo).
1 ♂, 15-VI-1926, " (") }	

- Loc. Distr.:** Takao; Kanshirei; Arikan; Taihorin; Kosempo; Baibara.
Gen. Distr.: India; Ceylon; W. China; Formosa.

Genus *Omphisa* MOOR.

(Type *illialis* WLK.)

- Omphisa* MOORE, Lep. Ceyl. iii, p. 317 (1886); HAMPSON, Faun. Brit. Ind. Moths, iv, p. 382 (1896); *id.*, Proc. Zool. Soc. Lond. p. 183 (1899).

365. *Omphisa illialis* WLK.

- Botys illialis* WALKER, Cat. Lep. Het. B. M. xviii, p. 653 (1859).
Omphisa illialis MOORE, Lep. Ceyl. iii, p. 318, pl. 183, f. 4 (1886).
Omphisa anastomosalis SHIRAKI (nec GN.), Bul. Agr. Exp. Stat. Formosa, I, p. 131, pl. 3 (1910).

1 specimen, ? Formosa (MOORE Coll.) }	In Brit. Mus.
1 " 12-IV-1906, Takao (WILEMAN) }	
1 " 2-V-1906, " (") }	
1 " 2-XI-1907, Kanshirei (") }	
1 " 5-V-1908, " (") }	
1 " 25-X-1908, " (") }	
1 " 7-IV-1909, " (") }	
1 specimen, 12-IV-1905, Takao (WILEMAN) }	In Coll. WILEMAN (London).
1 " 9-X-1905, " (") }	
1 " 22-X-1908, Kanshirei (") }	
1 ♀, V-1909, Fuhosho (SAUTER)	In Zool. Mus. (Berlin).
1 ♀, 1912, Taihoku (SAUTER)	In Deut. Ent. Inst. (Berlin).

1 ♂, 5-IV-1907, Taichu (MATSUMURA)
 1 ♀, 15-IX-1909, Taihoku (MAKI)
 1 ♂, 16-IX-1925, Bailara (KIKUCHI) } In Ent. Mus. (Sapporo).

Loc. Distr.: Takao; Tainan; Kanshirei; Taihoku; Fuhosho; Taichu; Bailara.

Gen. Distr.: India; Ceylon; Burma; Andaman Is.; China; Formosa.

Genus *Terastia* GN.

(Type *meticulosalis* GN.)

Terastia GUENÉE, Delt. et Pyr. p. 211 (1854); WALKER, Cat. Lep. Het. B. M. xvii, p. 379 (1859); LEDERER,* Wien. Ent. Mon. vii, p. 415 (1863); HAMPSON, Faun. Brit. Ind. Moths, iv, p. 380 (1896); *id.*, Proc. Zool. Soc. Lond. p. 181 (1899).

366. *Terastia meticulosalis* GN.

Terastia meticulosalis GUENÉE, Delt. et Pyr. p. 212 (1854).

Terastia subjectalis LEDERER, Wien. Ent. Mon. vii, p. 480 (1863).

Megaphysa quadratalis WALKER, Cat. Lep. Het. B. M. xxxiv, p. 1527 (1865).

Megastix coeligenalis HULST, Trans. Am. Ent. Soc. xiii, p. 156 (1886).

1 ♀, IX-1912, Paroe (SAUTER) In Deut. Ent. Inst. (Berlin).

Loc. Distr.: Paroe.

Loc. Distr.: N. America; W. Africa; India; Ceylon; Java; Philippines; Formosa.

Genus *Ischnurges* LED.

(Type *illustralis* LED.)

Ischnurges LEDERER, Wien. Ent. Mon. vii, p. 418 (1863); HAMPSON, Faun. Brit. Ind. Moths, iv, p. 383 (1896); *id.*, Proc. Zool. Soc. Lond. p. 187 (1899).

Nesolocha MEYRICK, Trans. Ent. Soc. Lond. p. 239 (1886) [type *illustralis* LED.].

Rhectothyris WARREN, Ann. Mag. Nat. Hist. (6) vi, p. 474 (1890) [type *gratiosalis* WLK.].

Stenochora WARREN, *l. c.* (6) ix, p. 298 (1892) [type *lancinalis* GN.].

* Spelt "*Tersatia*".

Prophantis WARREN, *l. c.* (6) xviii, p. 113 (1896) [type *octoguttalis* FIELD.
et ROG.].

Synopsis of Species

- a. Wings purplish brown, with an orange terminal band *I. octoguttalis* FIELD.
et ROG.
- b. Wings yellow, with pink and dark suffusion *I. gratiosalis* WLK.

367. *Ischnurges octoguttalis* FIELD. et ROG. (Pl. IX, f. 11)

Botys octoguttalis FELDER et ROGENHOFER, Reis. Novara, Lep. II, (2), pl.
135, f. 38 (1874).

Pyralis smaragdina BUTLER, Ann. Mag. Nat. Hist. (4) xvi, p. 411 (1875).

Circobotys octoguttalis MOORE, Lep. Ceyl. iii, p. 343, pl. 182, f. 11 (1886).

Archernis octoguttalis HAMPSON, Ill. Typ. Het. B. M. viii, p. 35 (1891).

Ischnurges octoguttalis MEYRICK, Trans. Ent. Soc. Lond. p. 464 (1894).

Thliptoceras octoguttale HAMPSON, Faun. Brit. Ind. Moths, iv, p. 378 (1896).

1 ♀, 11-VIII-1904, Takao (WILEMAN)	} In Coll. WILEMAN (London).
1 ♂, 18-VIII-1904, " (")	
1 ♀, 6-VII-1908, Kanshirei (")	
1 ♀, 27-IV-1908, Kanshirei (WILEMAN)	In Brit. Mus.
1 ♂, III-1910, Taihorin (SAUTER)	In Zool. Mus. (Berlin).
1 ♂, 26-X-1925, Baibara (KIKUCHI)	} In Ent. Mus. (Sapporo).
1 ♀, 19-III-1926, " (")	
1 ♂, 15-VIII-1926, " (")	

Loc. Distr.: Baibara; Taihorin; Kanshirei; Takao.

Gen. Distr.: India; Ceylon; Borneo; Australia; Singapore; Japan; Formosa.

368. *Ischnurges gratiosalis* WLK. (Pl. IX, f. 19)

Samea gratiosalis WALKER, Cat. Lep. Het. B. M. xvii, p. 357 (1859).

Asopia ? roridalis WALKER, *l. c.* p. 371 (1859).

Samea roridalis MOORE, Lep. Ceyl. iii, p. 275 (1885).

Rhectothyris gratiosalis WARREN, Ann. Mag. Nat. Hist. (6) vi, p. 474
(1890).

1 ♂, 22-VII-1904, Tainan (WILEMAN)	In Brit. Mus.
1 ♂, 6-XI-1905, Takao (WILEMAN)	} In Coll. WILEMAN (London).
1 ♂, 25-III-1906, " (")	

1 ♀, 20-VII-1925, Baibara (KIKUCHI) } In Ent. Mus. (Sapporo).
 1 ♀, 19-III-1926, " (") }

Loc. Distr.: Baibara; Tainan; Takao.

Gen. Distr.: India; Ceylon; Formosa.

Genus *Hyalobathra* MEYR.

(Type *archeleuca* MEYR.)

Hyalobathra MEYRICK, Trans. Ent. Soc. Lond. p. 445 (1885); HAMPSON,
 Proc. Zool. Soc. Lond. p. 189 (1899).

Isocentris MEYRICK, l. c. p. 232 (1887) [type *filalis* GN.]; HAMPSON, Faun.
 Brit. Ind. Moths, iv, p. 385 (1896).

Leucocraspeda WARREN, Ann. Mag. Nat. Hist. (6) vi, p. 475 (1890) [type
archeleuca MEYR.].

Synopsis of Species

- a. Fore wing with a large discocellular patch.
- a¹. Wings orange yellow; terminal areas purplish pink *H. filalis* GN.
- b¹. Wings ochraceous, suffused with fuscous; at the apical areas golden-orange; fore wing with a black postmedial line outwardly oblique from costa to vein 5, then minutely waved to dorsum *H. coenostolalis* SNELL.
- b. Fore wing lacking a discocellular patch.
- a¹. Fore wing with termen excurved at the middle; cilia fuscous at vein 3 *H. undulinea* HMPSON.
- b¹. Fore wing with termen oblique; cilia pure white except at the base *H. illectalis* WLK.

369. *Hyalobathra illectalis* WLK. (Pl. IX, f. 27)

Botys illectalis WALKER, Cat. Lep. Het. B. M. xviii, p. 658 (1859).

Botys niveiciliaris SNELLEN, Verh. Mid.-Sumat. iv, Lep. p. 64 (1880).

Botys albofimbrialis SNELLEN, Tijd. v. Ent. xxvi, p. 128 (1883).

Hedylepta illectalis MOORE, Lep. Ceyl. iii, p. 277 (1885).

Leucocraspeda illectalis HAMPSON, Ill. Typ. Het. B. M. ix, p. 164, pl. 173,
 f. 9 (1893).

Isocentris illectalis MEYRICK, Trans. Ent. Soc. Lond. p. 7 (1894).

1 ♀, 30-X -1907, Kanshirei (WILEMAN) }	In Brit. Mus.
1 ♀, 29-III-1909, Formosa (") }	
1 specimen, I -1910, Kosempo (SAUTER) }	In Deut. Ent. Inst. (Berlin).
1 " IV-1912, Taihoku (") }	
1 ♂, VII-1919, Karenko (OHKUNI) }	In Ent. Mus. (Sapporo).
1 ♂, 30-VII-1925, Baibara (KIKUCHI) }	

Loc. Distr.: Kosempo; Taihoku; Karenko; Baibara; Kanshirei.

Gen. Distr.: Ceylon; Borneo; Singapore; Formosa.

370. *Hyalobathra undulinea* HMPSON.

Isocentris undulinea HAMPSON, Ill. Typ. Het. B. M. viii, p. 132, pl. 154, f. 21 (1891).

1 ♂, 17-VIII-1904, Takao (WILEMAN) }	In Coll. WILEMAN (London).
1 ♂, 27-IX -1905, " (") }	
1 ♂, 22-X -1905, " (") }	
1 ♀, 23-X -1905, Tainan (WILEMAN) }	In Brit. Mus.
1 ♀, 17-XI-1905, Takao (") }	
1 ♂, 20-XI-1905, " (") }	

Loc. Distr.: Takao; Tainan.

Gen. Distr.: India; Ceylon; Formosa.

371. *Hyalobathra coenostolalis* SNELL. (Pl. IX, f. 4)

Botys coenostolalis SNELLEN, Trans. Ent. Soc. Lond. p. 582 (1890).

Leucocraspeda udcoides HAMPSON, Ill. Typ. Het. B. M. viii, pp. 36, 134, pl. 155, f. 17 (1891).

Isocentris coenostolalis HAMPSON, Faun. Brit. Ind. Moths, iv, p. 386 (1896).

1 ♀, 15-III -1925, Baibara (KIKUCHI) }	In Ent. Mus. (Sapporo).
1 ♀, 26-X -1925, " (") }	
1 ♀, 19-III -1926, " (") }	
1 ♀, 15-VIII-1926, " (") }	

Loc. Distr.: Baibara.

Gen. Distr.: India; Burma; Formosa.

372. *Hyalobathra filalis* GN. (Pl. IX, f. 12)

Asopia filalis GUENÉE, Delt. et Pyr. p. 204 (1854).

Iygrophia filalis LEDERER, Wien. Ent. Mon. vii, p. 381 (1863).

Endotricha ? rhodophilalis WALKER, Cat. Lep. Het. B. M. xxxiv, p. 1311. (1865).

- Botys amoenalis* WALKER, *l. c.* p. 1445 (1865).
Botys auralis SNELLEN, *Tijd. v. Ent.* xv, p. 90, pl. 7, ff. 9, 10 (1872).
Samea dives BUTLER, *Proc. Zool. Soc. Lond.* p. 682 (1880).
Botys filalis SNELLEN, *l. c.* xxvi, p. 131, pl. 7, ff. 11, 11 a (1883).
Samea rhodoplulalis MOORE, *Lep. Ceyl.* iii, p. 275, pl. 178, f. 13 (1885).
Isocentris filalis HAMPSON, *Faun. Brit. Ind. Moths*, iv, p. 385 (1896).
Hyalobathra filalis HAMPSON, *Proc. Zool. Soc. Lond.* p. 189 (1899).
- | | | | |
|--------------|---------------|------------------------------------|-------------------------------|
| 1 specimen, | ? | Takao (type of <i>dives</i> BUTL.) | } In Brit. Mus. |
| 1 " | 17-VIII-1905, | Kanshirei (WILEMAN) | |
| 1 " | 1-VIII-1907, | " (") | |
| 1 specimen, | 12-IX-1904, | Banshorio (WILEMAN) | } In Coll. WILEMAN (London). |
| 1 " | 13-XI-1905, | Takao (") | |
| 1 " | 17-VII-1908, | Kanshirei (") | |
| 1 " | 29-VII-1908, | " (") | |
| 5 specimens, | 1910-12, | Kosempo (SAUTER) | In Deut. Ent. Inst. (Berlin). |
| 2 specimens, | Arikan | (SAUTER)} | } In Zool. Mus. (Berlin). |
| 1 specimen, | Kosempo | (") | |
| 1 ♀, 5 ♂ ♂, | 1925-26, | Baibara (KIKUCHI) | In Ent. Mus. (Sapporo). |

Loc. Distr.: Takao; Kanshirei; Kosempo; Banshorio; Arikan; Baibara.
Gen. Distr.: India; Ceylon; Java; Australia; Philippines; New Guinea; Formosa.

Genus *Crocidophora* LED.
 (Type *tubercularis* LED.)

- Crocidophora* LEDERER, *Wien. Ent. Mon.* vii, p. 386 (1863); HAMPSON, *Faun. Brit. Ind. Moths*, iv, p. 387 (1896); *id.*, *Proc. Zool. Soc. Lond.* p. 191 (1899).
Circobotys BUTLER, *Ill. Typ. Het. B. M.* iii, p. 77 (1879) [type *nycterina* BUTL.].
Chobera MOORE, *Lep. Atk.* p. 219 (1888) [type *pallida* MOOR.].
Tanaophlysa WARREN, *Ann. Mag. Nat. Hist.* (6) ix, p. 389 (1892) [type *adornatalis* WARR.].
Nimocomma WARREN, *l. c.* (6) xvi, p. 473 (1895) [type *flavimargo* WARR.].
Polychorista WARREN, *l. c.* (6) xviii, p. 109 (1896) [type *caccatalis* SWINH.].

Synopsis of Species

- a. Wings yellow or fulvous orange.
 a¹. Wings with each the terminal area purple or purplish fuscous.

- a². Fore wing with the postmedial line outwardly oblique from vein 1^b to dorsum; both wings with each a terminal series of black specks *C. evenoralis* Wlk.
- b². Fore wing with the postmedial line inwardly oblique from vein 1^b to dorsum; both wings with no terminal series of black specks *C. habisalis* Wlk.
- b¹. Wings with each the terminal area neither purple nor purplish fuscous *C. nectariphila* STRAND
- b. Wings pale rufous, with indistinct brownish lines; cilia white at the outer half *C. rufitinctalis* HMPSN.
- a¹. Fore wing with the terminal area and cilia yellow *C. flaviciliata* HMPSN.
- b¹. Fore wing with the terminal area not yellow; cilia white *C. pallida* MOOR.

373. *Crocidophora habisalis* Wlk.

Botys habisalis WALKER, Cat. Lep. Het. B. M. xviii, p. 702 (1859).

Rhodaria ? maevialis WALKER, l. c. xix, p. 925 (1859).

Crocidophora habisalis HAMPSON, Proc. Zool. Soc. Lond. p. 193 (1899).

1 ♂, 10-VI-1906, Kanshirei (WILEMAN) In Coll. WILEMAN (London).

1 ♂, 14-VI-1907, Formosa (WILEMAN) } In Brit. Mus.

1 ♂, 1-IV-1909, Kanshirei (") }

Loc. Distr.: Kanshirei.

Gen. Distr.: Borneo; Formosa.

374. *Crocidophora nectariphila* STRAND

Crocidophora nectariphila STRAND, Deut. Ent. Zeitschr. Iris, xxxii (1/2), p. 66 (1918).

1 ♂, X-1911, Kosempo (type) In Deut. Ent. Inst. (Berlin).

Loc. Distr.: Kosempo.

Gen. Distr.: Formosa.

375. *Crocidophora evenoralis* Wlk. (Pl. IX, f. 20)

Pionca evenoralis WALKER, Cat. Lep. Het. B. M. xix, p. 1012 (1859).

Scopula evenoralis WALKER, *l. c.* p. 1015 (1859).

Botys mandarinialis LEECH, Entom. xxii, p. 68, pl. 3, f. 14 (1889).

Crocidophora evenoralis HAMPSON, Faun. Brit. Ind. Moths, iv, p. 391 (1896).

1 ♀, 15-VI-1926, Baibara (KIKUCHI) In Ent. Mus. (Sapporo).

Loc. Distr.: Baibara.

Gen. Distr.: Burma; China; Japan; Formosa.

376. *Crocidophora flaviciliata* HMPSON.

Crocidophora flaviciliata HAMPSON, Proc. Zool. Soc. Lond. p. 502, pl. xli, f. 4 (1910).

Circobotys aurimargo WILEMAN (nec WARR.), Trans. Ent. Soc. Lond. p. 384 (1911).

2 ♂ ♂, 22-IV-1908, Kanshirei (WILEMAN) In Coll. WILEMAN (London).

Loc. Distr.: Kanshirei.

Gen. Distr.: Africa; Formosa; Japan.

377. *Crocidophora pallida* MOOR. (Pl. IX, f. 28)

Chobera pallida MOORE, Lep. Atk. p. 220 (1888).

Crocidophora pallida HAMPSON, Faun. Brit. Ind. Moths, iv, p. 388 (1896).

1 ♂, 19-IX-1904, Takao (WILEMAN) }
1 ♂, 20-VI-1905, Tainan (") } In Coll. WILEMAN (London).

1 ♂, 21-IV-1905, Tainan (WILEMAN) In Brit. Mus.

1 ♂, X-1909, Arikan (SAUTER) In Zool. Mus. (Berlin).

1 ♂, 27-X-1915, Baibara (KIKUCHI) In Ent. Mus. (Sapporo).

Loc. Distr.: Baibara; Arikan; Tainan; Takao.

Gen. Distr.: India; Philippines; China.

378. *Crocidophora rufitinctalis* HMPSON.

Crocidophora rufitinctalis HAMPSON, Ann. Mag. Nat. Hist. (9) ii, p. 185 (1918).

1 ♂, 19-III-1906, Tainan (type) In Brit. Mus.

Loc. Distr.: Tainan.

Gen. Distr.: Formosa.

Genus *Maruca* Wlk.

(Type *testulalis* GEYER)

Maruca WALKER, Cat. Lep. Het. B. M. xviii, p. 540 (1859); MOORE, Lep. Ceyl. iii, p. 298 (1885); HAMPSON, Faun. Brit. Ind. Moths, iv, p. 393 (1898); *id.*, Proc. Zool. Soc. Lond. p. 194 (1899).

Crociophora GEYER et HUEBNER, Smml. Exot. Schmett. iv, p. 12 (1832)
[type *testulalis* GEYER] non descr.

Siriocauta LEDERER, Wien. Ent. Mon. vii, p. 424 (1863) [type *testulalis* GEYER].

Synopsis of Species

- a. Fore wing with an irregular white spot below cell; a maculate, black-edged, semihyaline band beyond cell from costa to vein 2 *M. testulalis* GEYER
- b. Fore wing without a white spot below cell; postmedial band very narrow and terminating at vein 5 *M. amboinialis* FELD.
et ROG.

379. *Maruca testulalis* GEYER

Crociophora testulalis GEYER, HUEBNER, Smml. Exot. Schmett. iv, p. 12, ff. 629, 630 (1832).

Hydrocampa aquatilis (BOISD.) GUER.-MEN., Cuv. Icon. Anim. Ins. p. 524, pl. 90, f. 9 (1844).

Stenia testulalis GUENÉE, Delt. et Pyr. p. 247 (1854).

Maruca aquatilis WALKER, Cat. Lep. Het. B. M. xviii, p. 540 (1859).

Siriocauta testulalis LEDERER, Wien. Ent. Mon. vii, p. 424 (1863).

Maruca testulalis MOORE, Lep. Ceyl. iii, p. 298 (1885).

2 specimens, Takao (HOBSON)	In Brit. Mus.
1 ♂, 12-VII-1906, Ako (MATSUMURA)	In Ent. Mus. (Sapporo).
1 specimen, Anping (WILEMAN)	In Coll. WILEMAN (London).
1 " Takao (")	
1 specimen, Tainan (SAUTER)	In Zool. Mus. (Berlin).

Loc. Distr.: Takao; Anping; Tainan; Ako.

Gen. Distr.: Tropical zone (HAMPSON); Formosa.

380. *Maruca amboinalis* FELD. et ROG. (Pl. IX, f. 5)

Siriocauta ? amboinalis FELDER et ROGENHOFER, Reis. Novara, II, (2), Lep. pl. 135, f. 24 (1874).

Siriocauta simialalis SNELLEN, Verh. Mid.-Sumat. iv, Lep. p. 73 (1880).

Crochiphora amboinalis HAMPSON, Ill. Typ. Het. B. M. viii, p. 40 (1891).

Maruca amboinalis HAMPSON, Faun. Brit. Ind. Moths, iv, p. 394 (1896).

1 ♂, 2-V-1908, Kanshirei (WILEMAN) In Coll. WILEMAN (London).

1 ♂, X-1909, Arikan (SAUTER) In Zool. Mus. (Berlin).

1 specimen, I-1910, Kosempo (SAUTER) } In Deut. Ent. Inst. (Berlin).
1 " X-1911, " (") }

1 ♀, VIII-1919, Karenko (OHKUNI) In Ent. Mus. (Sapporo).

Loc. Distr.: Kosempo; Karenko; Arikan; Kanshirei.

Gen. Distr.: India; Sumatra; Borneo; Formosa.

Genus *Tetridia* WARR.

(Type *vinaccalis* MOOR.)

Tetridia WARREN, Ann. Mag. Nat. Hist. (6) vi, p. 477 (1890); HAMPSON, Faun. Brit. Ind. Moths, iv, p. 395 (1896); *id.*, Proc. Zool. Soc. Lond. p. 195 (1899).

381. *Tetridia vinaccalis* MOOR. (Pl. IX, f. 13)

Botys vinaccalis MOORE, Proc. Zool. Soc. Lond. p. 619 (1877).

Polythlipta albicaudalis SNELLEN, Tijd. v. Ent. xxiii, p. 221 (1880); *id.*, l. c. xxvi, p. 137, pl. 8, f. 7 (1883).

Charema vinaccalis SWINHOE & COTES, Cat. Moths of Ind. p. 623 (1889).

Tetridia vinaccalis WARREN, Ann. Mag. Nat. Hist. (6) vi, p. 477 (1890).

Polythlipta ? vinaccalis SNELLEN, Trans. Ent. Soc. Lond. p. 601 (1890).

Calamochrous homochroalis SWINHOE, Ann. Mag. Nat. Hist. (7) xix, p. 55 (1907).

Tetridia caletoralis STRAND (nec WLK.), Deut. Ent. Zeitschr. Iris, xxxii, (1/2), p. 69 (1918).

1 ♀, 16-VIII-1905, Kanshirei (WILEMAN) }
1 ♂, 17-VIII-1905, " (") } In Coll. WILEMAN (London).
1 ♀, 17-VIII-1905, " (") }
1 ♂, 26-VII-1908, " (") }

1 ♂, 23-III-1906, Formosa (WILEMAN) }
1 ♀, 19-VIII-1908, Kanshirei (") } In Brit. Mus.
1 ♂, 11-X-1908, " (") }

- 1 ♀, X-1909, Arikan (SAUTER) In Zool. Mus. (Berlin).
 8 ♂ ♂, 1911-12, Kosempo; Anping (SAUTER) In Deut. Ent. Inst. (Berlin).
 1 ♂, 15-VIII-1926, Baibara (KIKUCHI) In Ent. Mus. (Sapporo).

Loc. Distr.: Kosempo; Arikan; Baibara; Kanshirei.

Gen. Distr.: India; Formosa.

Genus *Polygrammodes* GN.

(Type *runicalis* GN.)

Polygrammodes GUENÉE, Delt. et Pyr. p. 318 (1854); WALKER, Cat. Lep. Het. B. M. xviii, p. 547 (1859); HAMPSON, Proc. Zool. Soc. Lond. p. 196 (1899); *id.*, Jour. Bomb. Nat. Hist. Soc. xv, p. 217 (1903).

Pachynoa LEDERER, Wien. Ent. Mon. vii, p. 391 (1863) [type *thoosalis* WLK.]; HAMPSON, Faun. Brit. Ind. Moths, iv, p. 396 (1896).

Pitacanda MOORE, Lep. Ceyl. iii, p. 334 (1886) [type *spilosomodes* MOOR.].

Synopsis of Species

- a. Fore wing with the outer half occupied by a fuscous patch, having triangular patches on costa and termen *P. thoosalis* WLK.
 b. Fore wing with the outer half not fuscous, having a large purplish patch below the angle of cell *P. sabelialis* GN.

382. *Polygrammodes thoosalis* WLK. (Pl. IX, f. 21)

Botys thoosalis WALKER, Cat. Lep. Het. B. M. xviii, p. 737 (1859).

Pachynoa thoosalis LEDERER, Wien. Ent. Mon. vii, p. 391 (1863).

Pachynoa walkeri LEDERER, *l. c.* p. 391, pl. 13, f. 2 (1863).

Botys thoosalis MOORE (nec WLK.), Proc. Zool. Soc. Lond. p. 619, pl. 60, f. 16 (1877).

Polygrammodes thoosalis HAMPSON, Proc. Zool. Soc. Lond. p. 197 (1899).

- | | |
|---------------------------------------|------------------------------|
| 1 ♀, 1-VIII-1905, Kanshirei (WILEMAN) | } In Coll. WILEMAN (London). |
| 1 ♀, 31-VII-1907, " (") | |
| 1 ♂, 19-IV-1908, " (") | |
| 1 ♂, 17-VIII-1908, " (") | |
| 1 ♂, 8-VIII-1906, Hoppo (MATSUMURA) | } In Ent. Mus. (Sapporo). |
| 1 ♂, 16-VIII-1925, Baibara (KIKUCHI) | |

Loc. Distr.: Hoppo; Baibara; Kanshirei.

Gen. Distr.: India; Burma; Formosa.

383. *Polygrammodes sabelialis* Gn.

Botys sabelialis GUENÉE, Delt. et Pyr. p. 326 (1854).

Botys elycesalis WALKER, Cat. Lep. Het. B. M. xix, p. 995 (1859).

Pachyua sabelialis LEDERER, Wien. Ent. Mon. vii, p. 392 (1863).

Pachyua obstructalis WALKER, l. c. xxxiv, p. 1481 (1865).

Dadessa elycesalis SWINHOE & COTES, Cat. Moths of Ind. p. 591 (1889).

Polygrammodes sabelialis HAMPSON, Faun. Brit. Ind. Moths, iv, p. 397 (1896).

Pitacanda sabelialis SWINHOE, Cat. Het. Mus. Oxf. ii, p. 525 (1900).

Pachyua melanopyga STRAND, Deut. Ent. Zeitschr. Iris, xxxii (1/2), p. 69 (1918).

1 ♂, 14-VIII-1924, Takao (WILEMAN) }
1 ♀, ? Tainan (") } In Coll. WILEMAN (London).

1 ♂, IV-1911, Kosempo (type of *melanopyga* STRAND) In Deut. Ent. Inst. (Berlin).

Loc. Distr.: Kosempo; Takao; Tainan.

Gen. Distr.: India; Ceylon; Burma; Singapore; China; Formosa.

Genus *Parbattia* MOOR.

(Type *vialis* MOOR.)

Parbattia MOORE, Lep. Atk. p. 225 (1888); HAMPSON, Faun. Brit. Ind. Moths, iv, p. 399 (1896); *id.*, Proc. Zool. Soc. Lond. p. 199 (1899).

384. *Parbattia vialis* MOOR. (Pl. IX, f. 29)

Parbattia vialis MOORE, Lep. Atk. p. 225, pl. vii, f. 30 (1888).

1 ♀, 10-VIII-1908, Arisan (WILEMAN) }
1 ♀, 12-VIII-1908, " (") } In Coll. WILEMAN (London).
1 ♀, 21-VIII-1908, " (") }

1 ♂, 8-VIII-1925, Baibara (WILEMAN) }
1 ♂, 11-VIII-1925, " (") } In Ent. Mus. (Sapporo).

Loc. Distr.: Baibara; Arisan.

Gen. Distr.: India; Formosa.

Genus *Nomophila* HBN.(Type *noctuella* SCHIFF. et Den.)

- Nomophila* HUEBNER, Verz. Schmett. p. 368 (1826); STEPHENS, Ill. Brit. Ent. Haust. iv, p. 312 (1834); LEDERER, Wien. Ent. Mon. vii, p. 379 (1863); MEYRICK, Trans. Ent. Soc. Lond. p. 306 (1884); MOORE, Lep. Ceyl. iii, p. 356 (1886); HAMPSON, Faun. Brit. Ind. Moths, iv, p. 401 (1896); *id.*, Proc. Zool. Soc. Lond. p. 201 (1899).
- Stenopteryx* DUPONCHEL, Cat. Lep. Eur. p. 209 (1845) [type *noctuella* SCHIFF. et DEN.]; GUENÉE, Delt. et Pyr. p. 413 (1854); HERRICH-SCHAEFFER, Syst. Schmett. Eur. iv, p. 42 (1848); WALKER, Cat. Lep. Het. B. M. xix, p. 811 (1859).

385. *Nomophila noctuella* SCHIFF. et DEN.

- Tinca noctuella* SCHIFFERMÜLLER et DENIS, Wien. Schmett. Verz. p. 136 (1775).
- Pyralis hybridalis* HUEBNER, Smml. Eur. Schmett. Pyr. p. 29, pl. 17, f. 114 (1796).
- Nomophila hybridalis* HUEBNER, Verz. Schmett. p. 368 (1826).
- Botys hybridalis* TREITSCHKE, Schmett. Eur. vii, p. 109 (1829).
- Stenopteryx hybridalis* DUPONCHEL, Cat. Lep. Eur. p. 209 (1845).
- Nephopteryx indistinctalis* WALKER, Cat. Lep. Het. B. M. xxvii, p. 59 (1863).
- Nomophila noctuella* LEDERER, Wien. Ent. Mon. vii, p. 379 (1863).
- | | |
|---|------------------------------|
| 1 specimen, 27-IX-1925, Taihoku (WILEMAN) | } In Coll. WILEMAN (London). |
| 1 " 24-III-1906, Tainan (") | |
| 1 ♀, 14-IV-1907, Takao (MATSUMURA) | In Ent. Mus. (Sapporo). |
| 1 specimen, Tainan (SAUTER) | In Zool. Mus. (Berlin). |

Loc. Distr.: Takao; Taihoku; Tainan.**Gen. Distr.:** Universal.Genus *Psara* SNELL.(Type *periusalis* WLK.)

- Psara* SNELLEN, Tijd. v. Ent. xviii, p. 239 (1875).
- Pachyzancla* MEYRICK, Trans. Ent. Soc. Lond. p. 315 (1884) [type *bipunctalis* FABR.]; HAMPSON, Faun. Brit. Ind. Moths, iv, p. 401

(1896); *id.*, Proc. Zool. Soc. Lond. p. 201 (1899).

Acharana MOORE, Lep. Ceyl. iii, p. 285 (1885) [type *vecordalis* GN.].

Rhectocraspeda WARREN, Ann. Mag. Nat. Hist. (6) ix, p. 439 (1892) [type *periusalis* WLK.].

Piloptila SWINHOE, Ann. Mag. Nat. Hist. (6) xiv, p. 142 (1894) [type *nigricornalis* SWINH.].

Pantococome WARREN, *l. c.* (6) xviii, p. 173 (1896) [type *dilatatipes* WLK.].

Synopsis of Species

- a. Wings fuscous.
- a¹. Both wings with each the postmedial line not undulated except at the excurved portion ... *P. mimeticalis* HERING
- b¹. Both wings with each the postmedial line not undulated *P. elongalis* WARR.
- c¹. Both wings with each the postmedial line undulated.
- a². Fore wing with the antemedial line outwardly oblique; expanse of wings 24–26 mm. *P. licarsisalis* WLK.
- b². Fore wing with the antemedial line excurved; expanse of wings 30 mm. *P. subalbescens* SWINH.
- b. Wings cinereous with brown lines *P. dilatatipes* WLK.
- c. Fore wing dark chestnut; hind wing fuscous ... *P. taiwanalis* SHIB.
(sp. nov.)
- d. Wings yellow.
- a¹. Fore wing with the terminal area fuscous.
- a². Hind wing with the apical area fuscous *P. cynaralis* WLK.
- b². Hind wing with the terminal area fuscous *P. lipponalis* WLK.
- b¹. Both wings with each the terminal area not fuscous *P. basalis* WLK.

386. *Psara licarsisalis* WLK. (Pl. IX, f. 6)

Botys licarsisalis WALKER, Cat. Lep. Het. B. M. xviii, p. 686 (1859).

Botys pharaxalis WALKER, *l. c.* p. 725 (1859).

Botys immundalis WALKER, *l. c.* xxxiv, p. 1448 (1865).

Entephria ? *fumidalis* WALKER, *l. c.* p. 1486 (1865).

Botys stultalis BUTLER (nec Wlk.), Proc. Zool. Soc. Lond. p. 685 (1880).

Pharasia licarsisalis HAMPSON, Ill. Typ. Het. B. M. ix, p. 46 (1893).

Pachyzancla licarsisalis HAMPSON, Faun. Brit. Ind. Moths, iv, p. 402 (1896).

Acharana licarsisalis SWINHOE, Cat. Het. Mus. Oxf. ii, p. 526 (1900).

2 specimens, ? Takao (HOBSON)	} In Brit. Mus.
1 specimen, 9-VII-1906, Tainan (WILEMAN)	
1 " 25-VII-1907, " (")	
1 " 29-II-1908, Takao (")	} In Coll. WILEMAN (London).
1 specimen, 14-VI-1904, Tainan (WILEMAN)	
1 " 12-VII-1904, " (")	
1 ♂, 1 ♀, III-1909, Tainan (SAUTER)	In Zool. Mus. (Berlin).
1 ♂, 4-X-1920, Taihoku (INAMURA)	In Ent. Mus. (Sapporo).

Loc. Distr.: Takao; Tainan; Taihorin.

Gen. Distr.: Syria; Oriental & Australian regions (HAMPSON); Formosa.

387. *Psara dilatatipes* Wlk.

Botys dilatatipes WALKER, Cat. Lep. Het. B. M. xxxiv, p. 1419 (1865).

Pantaeocome deformis WARREN, Ann. Mag. Nat. Hist. (6) xviii, p. 173 (1896).

Pachyzancla dilatatipes HAMPSON, Proc. Zool. Soc. Lond. p. 203 (1899).

Pantaeocome dilatatipes SWINHOE, Cat. Het. Mus. Oxf. ii, p. 526 (1900).

1 ♂, 19-IX-1904, Takao (WILEMAN)	In. Brit. Mus.
----------------------------------	----------------

Loc. Distr.: Takao.

Gen. Distr.: India; Formosa.

388. *Psara mimeticalis* HERING (Pl. IX, f. 14)

Pachyzancla mimeticalis HERING, Stett. Ent. Zeitschr. 62, p. 108 (1901);

id., l. c. 64, pl. I, f. 21 (1903).

1 ♀, 23-IV-1904, Kanshirei (WILEMAN)	In Brit. Mus.
1 ♂, 15-IX-1925, Baibara (KIKUCHI)	} In Ent. Mus. (Sapporo).
1 ♂, 1 ♀, 15-VI-1926, " (")	

Loc. Distr.: Baibara; Kanshirei.

Gen. Distr.: Sumatra; Formosa.

389. *Psara basalis* Wlk.

Botys basalis WALKER, Cat. Lep. Het. B. M. xxxiv, p. 1404 (1865).

Botys apertalis WALKER, l. c. p. 1450 (1865).

Pachyzancla basalis MOORE, Lep. Ceyl. iii, p. 280 (1885).

- 2 ♂ ♂, 14-VI-1904, Tainan (WILEMAN) }
 1 ♀, I-VII-1904, " (") } In Coll. WILEMAN (London).
- 1 ♀, 5-VIII-1905, Tainan (WILEMAN) }
 1 ♂, 4-IX-1905, " (") } In Brit. Mus.
 1 ♀, 17-V-1906, " (") }
- 2 ♂ ♂, III-1909, Tainan (SAUTER) }
 1 ♂, II-1909, " (") } In Zool. Mus. (Berlin).

Loc. Distr.: Tainan.

Gen. Distr.: India; Ceylon; Java; Formosa.

390. *Psara hipponalis* Wlk.

Asopia hipponalis WALKER, Cat. Lep. Het. B. M. xvii, p. 374 (1859).

Botys pigresalis WALKER, *l. c.* p. 724 (1859).

Pachyzancla hipponalis HAMPSON, Proc. Zool. Soc. Lond. p. 205 (1899).

- 1 specimen, ? Takao (HOBSON) }
 1 ♂, 26-X-1905, Tainan (WILEMAN) } In Brit. Mus.
 1 ♀, ? Formosa (?) }

1 specimen, 25-IX-1905, Tainan (WILEMAN) In Coll. WILEMAN (London).

Loc. Distr.: Takao; Tainan.

Gen. Distr.: Ceylon; Australia; Philippines; Formosa.

391. *Psara cynaralis* Wlk. (Pl. IX, f. 22)

Botys cynaralis WALKER, Cat. Lep. Het. B. M. xviii, p. 672 (1859).

Hapalia marginalis MOORE, Lep. Ceyl. iii, p. 338, pl. 182, f. 13 (1886).

Hapalia ? cynaralis MOORE, *l. c.* p. 341 (1886).

Acharana cynaralis HAMPSON, Ill. Typ. Het. B. M. ix, p. 45 (1893).

Pachyzancla cynaralis HAMPSON, Faun. Brit. Ind. Moths, iv, p. 404 (1896).

- 1 ♂, 2 ♀ ♀, 15-VIII-1922, Taihoku (TAKEDA) In Ent. Mus. (Sapporo).

Loc. Distr.: Taihoku.

Gen. Distr.: India; Ceylon; Formosa.

392. *Psara elongalis* WARR.

Botys pruinalis ? BUTLER (nec LED.), Proc. Zool. Soc. Lond. p. 686 (1880).

Acharana elongalis WARREN, Ann. Mag. Nat. Hist. (6) ix, p. 437 (1892).

- 1 ♂, Takao (type of *elongalis* WARR.) In Brit. Mus.

Loc. Distr.: Takao.

Gen. Distr.: Formosa.

393. *Psara subalbescens* SWINH.

Acharana subalbescens SWINHOE, Ann. Mag. Nat. Hist. (6) xiv, p. 147 (1894).

Pachyzancla subalbescens SWINHOE, Cat. Het. Mus. Oxf. ii, p. 528 (1900).

♂, X-1918, Arisan (SONAN) In Ent. Mus. (Sapporo).

Loc. Distr.: Arisan.

Gen. Distr.: India; Formosa.

394. *Psara taiwanalis* sp. nov. (Pl. IX, f. 30)

♂. Palpi and head fuscous, the former white at the base. Antenna also fuscous. Thorax sanguineous. Fore wing castaneous, suffused with fuscous; a black antemedial line oblique and slightly bent outwardly; a small black spot in cell; discocellular lunule black; a black postmedial line highly excurved between costa and vein 2; termen with a series of black spots; cilia fuscous, traversed by a paler line at the base. Hind wing pale fuscous; a trace of black postmedial line slightly excurved between costa and vein 2; cilia fuscous, whitish at the outer half, traversed by a paler line at the base. Abdomen fuscous, at the extremity of each segment whitish. Pectus whitish. Legs ochraceous white, partly suffused with fuscous, especially at the extremities of the 1st and 2nd joints of the fore tarsus. Abdomen beneath whitish, suffused with brown.

Expanse of wings 28 mm. (See Pl. I, f. 13; Pl. II, f. 13).

A single male specimen was taken at Baibara on the 10th of July, 1926, by Mr. K. KIKUCHI. In Coll. Ent. Mus. (Sapporo).

Genus *Discothyris* WARR.

(Type *ferruginata* MOOR.)

Discothyris WARREN, Ann. Mag. Nat. Hist. (6) xvi, p. 473 (1895); HAMPSON, Faun. Brit. Ind. Moths, iv, p. 400 (1896); *id.*, Proc. Zool. Soc. Lond. p. 200 (1899).

395. *Discothyris ferruginata* MOOR. (Pl. IX, f. 7)

Agrotera ferruginata MOORE, Lep. Atk. p. 209 (1888).

Discothyris ferruginata WARREN, Ann. Mag. Nat. Hist. (6) xvi, p. 474 (1895).

1 ♀, 26-IV -1917, Funkiko (SHIRAKI) }
 1 ♀, VII-1919, Karenko (OHKUNI) } In Ent. Mus. (Sapporo).

Loc. Distr.: Funkiko; Karenko.

Gen. Distr.: India; Formosa.

Genus *Loxostege* HBN.

(Type *aeruginalis* HBN.)

Loxostege HUEBNER, Verz. Schmett. p. 352 (1826).

Emmelia GEYER, Smml. Exot. Schmett. v, p. 8, no. 409 (1837) [type *venustalis* CRAM.] non descr.

Phlyctaenodes GUENÉE, Delt. et Pyr. p. 173 (1854) [type *pustulalis* HBN.]
 praeocc.*; HAMPSON, Faun. Brit. Ind. Moths, iv, p. 407 (1896);
id., Proc. Zool. Soc. Lond. p. 207 (1899).

Spilodes GUENÉE, *l. c.* p. 379 (1854) [type *verticalis* LINN.].

Ephelis LEDERER, Wien. Ent. Mon. vii, p. 356 (1863) [type *cruentalis* HBN.].

Eurycreon LEDERER, *l. c.* p. 376 (1863) [type *nudalis* HBN.].

Protermia MEYRICK, Trans. Ent. Soc. Lond. p. 317 (1884) [type *philocapna* MEYR.].

Metallarcha MEYRICK, *l. c.* p. 331 (1884) [type *calliaspis* MEYR.].

Tritaea MEYRICK, *l. c.* p. 341 (1884) [type *affinitalis* LED.].

Blepharucha WARREN, Ann. Mag. Nat. Hist. (6) ix, p. 177 (1892) [type
zeide STOLL].

Euctenospila WARREN, *l. c.* p. 177 (1892) [type *castalis* WARR.].

Synopsis of Species

- a. Wings yellow, with dark lines *L. anpingialis* STRAND
- b. Fore wing reddish fawn-colour; hind wing cinereous.
- a¹. Fore wing with a short dark streak below the median nervure; postmedial line elbowed inwardly above vein 2 *L. massalis* WLK.
- b¹. Fore wing with a broad blackish longitudinal band along dorsum; a black spot in cell; postmedial line nearly straight from costa to above vein 2, then oblique inwardly *L. formosibia* STRAND

* *Phlyctaenodes* was previously used for a genus of *Coleoptera* in 1840.

396. *Loxostege anpingialis* STRAND

Phlyctaenodes anpingialis STRAND, Deut. Ent. Zeitschr. Iris, xxxii.(1/2), p. 70 (1918).

1 ♀, IV-1912, Anping (type) In Deut. Ent. Inst. (Berlin).

Loc. Distr.: Anping.

Gen. Distr.: Formosa.

397. *Loxostege formosibia* STRAND

Phlyctaenodes massalis Wlk. form *formosibia* STRAND, Deut. Ent. Zeitschr. Iris, xxxii (1/2), p. 71 (1918).

1 ♂, XI-1910, Taihorin (SAUTER) In Zool. Mus. (Berlin).

1 ♀, 29-V-1911, Anping (type) In Deut. Ent. Inst. (Berlin).

Loc. Distr.: Anping; Taihorin.

Gen. Distr.: Formosa.

398. *Loxostege massalis* Wlk.

Scopula massalis WALKER, Cat. Lep. Het. B. M. xviii, p. 792 (1859).

Eurycreon massalis MEYRICK, Trans. Ent. Soc. Lond. p. 338 (1884).

Phlyctaenodes massalis HAMPSON, Faun. Brit. Ind. Moths, iv, p. 408 (1896).

Loxostege massalis SWINHOE, Cat. Het. Mus. Oxf. ii, p. 529 (1900).

1 specimen, 9-VIII-1904, Takao (WILEMAN)	} In Brit. Mus.
1 " 29-VIII-1904, " { " " }	
1 " 25-IX-1904, " { " " }	
1 " 4-VIII-1905, " { " " }	

1 specimen, 10-VIII-1904, Takao (WILEMAN)	} In Coll. WILEMAN (London).
1 " 13-VIII-1904, " (")	

Loc. Distr.: Takao.

Gen. Distr.: W. Africa; Queensland; Formosa.

Genus *Lepidoneura* HMPSON.

(Type *longipalpis* SWINH.)

Lepidoneura HAMPSON, Faun. Brit. Ind. Moths, iv, p. 411 (1896); *id.*, Proc. Zool. Soc. Lond. p. 214 (1899).

399. *Lepidoneura longipalpis* SWINH.

Antigastra longipalpis SWINHOE, Ann. Mag. Nat. Hist. (6) xiv, p. 208 (1894).

Lepidoneura longipalpis HAMPSON, Faun. Brit. Ind. Moths, iv, p. 412 (1896).

1 ♀, VII-1919, Karenko (OHKUNI) In Ent. Mus. (Sapporo).

Loc. Distr.: Karenko.

Gen. Distr.: India; Formosa.

Genus *Diasemia* HBN.

(Type *litteralis* SCOP)

Diasemia HUEBNER, Verz. Schmett. p. 348 (1826); STEPHENS, Ill. Brit. Ent. Haust. iv, p. 37 (1834); GUENÉE, Delt. et Pyr. p. 233 (1854); WALKER, Cat. Lep. Het. B. M. xvii, p. 407 (1859); LEDERER, Wien. Ent. Mon. vii, p. 418 (1863); MEYRICK, Trans. Ent. Soc. Lond. p. 302 (1884); MOORE, Lep. Ceyl. iii, p. 296 (1885); HAMPSON, Faun. Brit. Ind. Moths, iv, p. 410 (1896); *id.*, Proc. Zool. Soc. Lond. p. 213 (1899).

Choristostigma WARREN, Ann. Mag. Nat. Hist. (6)ix, p. 440 (1892) [type *plumbosignalis* FERN.].

Synopsis of Species

- a. Wings black irrorated with ochraceous spots; markings white *D. ramburialis* DUP.
- b. Wings greyish; fore wing with the ante- and postmedial lines blackish.
 - a¹. Hind wing with markings *D. calcaralis* STRAND
 - b¹. Hind wing with no marking *D. lepidoneuralis* STRAND
- c. Wings reddish brown.
 - a¹. Fore wing with a blackish orbicular patch in cell, the same coloured antemedial patch conjoined to the named patch, forming a blackish antemedial band; each wing with the postmedial line highly bent outwardly at vein 5 *D. impulsalis* WLK. var. *taiwanalis* SHIB. (var. nov.)
 - b¹. Fore wing with an orbicular patch in cell grey; antemedial patch blackish; each wing with the postmedial line very slightly bent outwardly at vein 5 *D. accalis* WLK.

400. *Diasemia impulsalis* Wlk. var. *taiwanalis*

var. nov. (Pl. IX, f. 15)

Diasemia impulsalis STRAND (nec Wlk.), Deut. Ent. Zeitschr. Iris, xxxii (1/2), p. 71 (1918).

This new variety differs from the typical species in the following points:

- a. The postmedial line to the fore wing straightly oblique inwardly from costa to vein 5 instead of being excurved.
- b. The postmedial line to the hind wing being not touched with the termen just above the ornus.

A single male, October, 1918, Arisan (J. SONAN).

Loc. Distr.: Arisan; Suishario; Kosempo; Anping; Taihoku.**Gen. Distr.:** Formosa.**401. *Diasemia ramburialis* DUP.***Hydrocampa ramburialis* DUPONCHEL, Hist. Nat. Lep. Fr. viii (2), p. 343, pl. 233, f. 6 (1832).*Botys ramburialis* HERRICH-SCHAEFFER, Syst. Schmett. Eur. iv, p. 26 (1848).*Diasemia ramburialis* GUENÉE, Delt. et Pyr. p. 234 (1854).*Isopteryx melaleucalis* WALKER, Cat. Lep. Het. B. M. xvii, p. 402 (1859).*Diasemia ? ramburialis* WALKER, *l. c.* p. 408 (1859).*Lineodes ? leodocusalis* WALKER, *l. c.* xix, p. 947 (1859).*Diasemia reconditalis* WALKER, *l. c.* p. xxxiv, p. 1325 (1865).*Diasemia leucophaealis* WALKER, *l. c.* p. 1326 (1865).

1 ♂, 29-IV-1907, Formosa (WILEMAN)	} In Brit. Mus.
1 ♀, 12-III-1909, Kanshirei (")	

1 ♀, 24-III-1907, Tainan (WILEMAN)	} In Coll. WILEMAN (London).
1 ♂, 27-III-1907, " (")	

Loc. Distr.: Tainan; Kanshirei.**Gen. Distr.:** U. S. A.; Corcica; Africa; India; Queensland; Formosa.**402. *Diasemia accalis* Wlk.***Scopula ? accalis* WALKER, Cat. Lep. Het. B. M. xix, p. 1015 (1859).*Diasemia accalis* HAMPSON, Faun. Brit. Ind. Moths, iv, p. 411 (1896).

1 ♂, III-1909, Tainan (SAUTER) In Zool. Mus. (Berlin).

1 ♂, VI-1910, Horisha (SAUTER) In Deut. Ent. Inst. (Berlin).

- 2 specimens, Kanshirei (WILEMAN) In Brit. Mus.
 2 specimens, Tainan (WILEMAN) In Coll. WILEMAN (London).

Loc. Distr.: Horisha; Tainan; Kanshirei.

Gen. Distr.: India; Singapore; China; Japan; Formosa.

403. *Diasemia calcaralis* STRAND

Diasemia calcaralis STRAND, Deut. Ent. Zeitschr. Iris, xxxii (1/2), p. 73 (1918).

- 2 ♂, XI-1911, Taihoku (type) In Deut. Ent. Inst. (Berlin).

Loc. Distr.: Taihoku.

Gen. Distr.: Formosa.

404. *Diasemia lepidoneuralis* STRAND

Diasemia lepidoneuralis STRAND, Deut. Ent. Zeitschr. Iris, xxxii (1/2), p. 74 (1918).

- 1 specimen, X-1911, Kosempo (type) } In Deut. Ent. Inst. (Berlin).
 4 specimens, X-1911, Suishario (SAUFER) }
 1 ♂, X-1918, Arisan (SONAN) In Ent. Mus. (Sapporo).

Loc. Distr.: Kosempo; Suishario; Arisan.

Gen. Distr.: Formosa.

Genus *Antigastra* LED.

(Type *catalaunalis* DUP.)

Antigastra LEDERER, Wien. Ent. Mon. vii, p. 419 (1863); HAMPSON, Faun. Brit. Ind. Moths, iv, p. 412 (1896); *id.*, Proc. Zool. Soc. Lond. p. 215 (1899).

405. *Antigastra catalaunalis* DUP.

Botys catalaunalis DUPONCHEL, Hist. Nat. Lep. Fr. viii (2), p. 330, pl. 232, f. 8 (1833).

Ebulea catalaunalis GUENÉE, Delt. et Pyr. p. 361 (1854).

Antigastra catalaunalis LEDERER, Wien. Ent. Mon. vii, p. 420 (1863).

Botys venosalis WALKER, Cat. Lep. Het. B. M. xxxiv, p. 1401 (1865).

- 2 specimens, 4-IX-1904, Takao (WILEMAN) In Coll. WILEMAN (London).

1 specimen, 28-IX-1905, Anping (WILEMAN) }
 1 " " 31-VII-1906, Kanshirei (") } In Brit. Mus.

Loc. Distr.: Anping; Kanshirei; Takao.

Gen. Distr.: Europe; India; China; Japan; Formosa.

Genus *Noorda* Wlk.

(Type *blitealis* Wlk.)

Noorda WALKER, Cat. Lep. Het. B. M. xix, p. 978 (1859); MOORE, Lep. Ceyl. iii, p. 353 (1886); HAMPSON, Faun. Brit. Ind. Moths, iv, p. 414 (1896); *id.*, Proc. Zool. Soc. Lond. p. 220 (1899).

Synopsis of Species

- a. Wings bright yellow; fore wing partly suffused with fiery-red; costa dark; postmedial line slightly excurved between veins 7 and 3 *N. ignealis* HMPSN.
- b. Wings pale yellowish white; fore wing with costa and the terminal area pinkish brown; postmedial line undulated *N. amethystina* SWINH.

406. *Noorda ignealis* HMPSN. (Pl. IX, f. 31)

Noorda ignealis HAMPSON, Proc. Zool. Soc. Lond. p. 221 (1899).

1 ♀, 5-V-1907, Kanshirei (WILEMAN) In Coll. WILEMAN (London).

1 ♀, 18-VI-1908, Kanshirei (WILEMAN) }
 1 ♀, 20-VI-1908, " (") } In Brit. Mus.
 1 ♀, 27-VI-1908, " (") }

1 ♀, X-1909, Arikan (SAUTER) In Zool. Mus. (Berlin).

1 ♂, 9-VIII-1925, Baibara (KIKUCHI) In Ent. Mus. (Sapporo).

Loc. Distr.: Baibara; Arikan; Kanshirei.

Gen. Distr.: New Guinea; Queensland; Formosa.

407. *Noorda amethystina* SWINH.

Autocharis amethystina SWINHOE, Ann. Mag. Nat. Hist. (6) xiv, p. 149 (1894).

1 ♂, 18-VI-1906, Takao (WILEMAN) In Coll. WILEMAN (London).

Loc. Distr.: Takao.

Gen. Distr.: Africa; India; Andamans; Queensland; New Guinea; Formosa.

Genus *Hemiscopsis* WARR.

(Type *suffusalis* WLK.)

Hemiscopsis WARREN, Ann. Mag. Nat. Hist. (6) vi, p. 475 (1890); HAMPSON, Faun. Brit. Ind. Moths, iv, p. 416 (1896); *id.*, Proc. Zool. Soc. Lond. p. 223 (1899).

408. *Hemiscopsis cinerea* WARR. (Pl, IX, f. 23)

Hemiscopsis cinerea WARREN, Ann. Mag. Nat. Hist. (6) ix, p. 396 (1892).

Hemiscopsis suffusalis WLK. var. *obscuralis* STRAND, Deut. Ent. Zeitschr. Iris, xxxii (1/2), p. 74 (1918).

1 specimen, 15-VIII-1905, Kanshirei (WILEMAN) }
1 " 24-V -1908, " (") } In Coll. WILEMAN (London).

1 ♀, XI-1911, Kosempo (type of *obscuralis* STRAND) In Deut. Ent. Inst. (Berlin).

1 ♂, 30-VIII-1925, Baibara (KIKUCHI) }
1 ♂, 27-IX -1925, " (") } In Ent. Mus. (Sapporo).
1 ♀, 22-IX -1926, " (") }

Loc. Distr.: Kosempo; Baibara; Kanshirei.

Gen. Distr.: Japan; Formosa.

Genus *Calamochrous* LED.

(Type *chilonalis* LED.)

Calamochrous LEDERER, Wien. Ent. Mon. vii, p. 386 (1863); HAMPSON, Faun. Brit. Ind. Moths, iv, p. 419 (1896); *id.*, Proc. Zool. Soc. Lond. p. 227 (1899).

Sclerocona MEYRICK, Trans. Ent. Soc. Lond. p. 445 (1890) [type *acutellus* EVM.].

Notaspis WARREN, Ann. Mag. Nat. Hist. (6) ix, p. 297 (1892) [type *tranquillalis* LED.].

Dicepolia SNELLEN, Tijd. v. Ent. xxxv, p. 158 (1892). [type *rosco-brunnea* WARR.].

Synopsis of Species

a. Wings yellowish, the middle area being dark

- purplish brown; hind wing with no marking ... *C. tranquillalis* LED.
 b. Wings fuscous, the terminal area of the fore wing somewhat darker; lines dark; hind wing with a dark postmedial line *C. pyraustalis* STRAND

409. *Calamochrous tranquillalis* LED. (Pl. IX, f. 8)

Botys tranquillalis LEDERER, Wien. Ent. Mon. vii, pp. 371, 466, pl. 9, f. 16 (1863).

Notaspis tranquillalis WARREN, Ann. Mag. Nat. Hist. (6) ix, p. 298 (1892).

Calamochrous tranquillalis HAMPSON, Faun. Brit. Ind. Moths, iv, p. 420 (1896).

Pyrausta tranquillalis MEYRICK, Trans. Ent. Soc. Lond. p. 89 (1897).

♂, 31-V-1906, Banshorio (WILEMAN)}	In Brit. Mus.
♂, 27-VI-1908, Kanshirei (")}	
♂, 19-IV-1906, Kanshirei (WILEMAN)}	In Coll. WILEMAN (London).
♂, 10-IV-1908, " (")}	
♀, V-VI-1912, Shisa (SAUTER)	In Deut. Ent. Inst. (Berlin).
♂, X-1918, Arisan (SONAN)}	In Ent. Mus. (Sapporo).
♂ ♀, 21-III-1926, Baibara (KIKUCHI)}	
♂, 15-VIII-1926, " (")}	

Loc. Distr.: Shisa; Arisan; Baibara; Banshorio; Kanshirei.

Gen. Distr.: India; New Guinea; Formosa.

410. *Calamochrous pyraustalis* STRAND

Calamochrous pyraustalis STRAND, Deut. Ent. Zeitschr. Iris, xxxii (1/2), p. 75 (1918).

♂, VIII-1912, Kosempo (type) In Deut. Ent. Inst. (Berlin).

Loc. Distr.: Kosempo.

Gen. Distr.: Formosa.

Genus *Metasia* GN.

(Type *suppandalis* HBN.)

Metasia GUENÉE, Delt. et Pyr. p. 251 (1854); WALKER, Cat. Lep. Het. B. M. xvii, p. 422 (1859); LEDERER, Wien. Ent. Mon. vii, p. 420 (1863); HAMPSON, Faun. Brit. Ind. Moths, iv, p. 421 (1896); *id.*, Proc. Zool. Soc. Lond. p. 236 (1899).

411. *Metasia coniotalis* HMPSEN. (Pl. IX, f. 16)

Metasia coniotalis HAMPSON, Jour. Bomb. Nat. Hist. Soc. xv, p. 220 (1903).

1 ♂, 10-VI-1906, Kanshirei (WILEMAN)	} In Brit. Mus.
1 ♂, 12-VI-1907, " (")	
1 ♂, 2-VI-1908, " (")	
1 ♂, 11-IV-1909, " (")	
1 ♂, 19-IV-1908, Kanshirei (WILEMAN)	In Coll. WILEMAN (London).
1 ♂, V-1909, Kanshirei (SAUTER)}	} In Zool. Mus. (Berlin).
1 ♀, VI-1910, Taihorin (")	
1 ♂, VI-1919, Musha (OHKUNI)	In Ent. Mus. (Sapporo).

Loc. Distr.: Musha; Kanshirei; Taihorin.

Gen. Distr.: China; Japan; Formosa.

Genus *Udea* DUP.(Type *ferrugalis* HBN.)

Udea DUPONCHEL, Cat. Lep. Eur. p. 209 (1845).

Hapalia HUEBNER, Verz. Schmett. p. 355 (1826) [type *fulvalis* HBN.]
praeocc.*

Stantira WALKER, Cat. Lep. Het. B. M. xxvii, p. 76 (1863) [type *itysalis* WLK.].

Nomis MOTSCHULSKY, Etud. Ent. p. 38 (1860) [type *albopedalis* MOTSCH.].

Cindaphia LEDERER, Wien. Ent. Mon. vii, p. 438 (1863) [type *bicoloralis* GN.].

Osiriaca WALKER, l. c. xxxiv, p. 1493 (1865) [type *ptousalis* WLK.].

Perispasta ZELLER, Verh. Zool.-Bot. Ver. Wien, xxv, p. 333 (1876) [type
caeculalis ZELL.].

Pscudobulea BUTLER, Trans. Ent. Soc. Lond. p. 587 (1881) [type *fentoni*
BUTL.].

McInanomcyna BUTLER, Ent. Mon. Mag. xix, p. 179 (1883) [type *despecta*
BUTL.].

Microstege MEYRICK, Trans. Ent. Soc. Lond. p. 450 (1890) [type *pandalis*
HBN.].

Scricoptaga WARREN, Ann. Mag. Nat. Hist. (6) ix, p. 295 (1892) [type
externalis WARR.].

Aglaops WARREN, l. c. p. 298 (1892) [type *furnacalis* MEYR.].

Prodasychnemis WARREN, l. c. p. 301 (1892) [type *inornata* BUTL.].

Mimudea WARREN, l. c. p. 440 (1892) [type *olivatis* WARR.].

* *Hapalia* was previously used for a genus of *Lepidoptera* in 1822 (HUEBNER, Verz. Schmett. p. 220).

Lepidoplaga WARREN, *l. c.* (6) xvi, p. 475 (1895) [type *flavicinctalis* SNELL.].

Synopsis of Species

- A. Wings yellowish.
- a. Hind wing with markings.
- a¹. Fore wing with the antemedial line very oblique outwardly and approximated at the postmedial line near dorsum *U. nea* STRAND
- b¹. Fore wing with the antemedial line outwardly oblique from costa to the median nervure, then erect; postmedial line sinuated at the middle; termen dark brown ... *U. endotrichialis* HMPSN.
- c¹. Fore wing with the antemedial line excurved; postmedial line excurved at the dorsal area: termen blackish *U. auratalis* WARR.
- b. Hind wing with no marking *U. brevisalis* WLK.
- B. Fore wing rosy; hind wing fuscous, paler towards the base; lines to both the wings darker ... *U. minnehaha* PRYER
- C. Wings greyish; fore wing with each a fuscous orbicular patch in and at the end of cell *U. stigmatalis* WLMN.
- D. Wings grey brown with a leaden gloss; lines brown; two dark spots at costa near apex ... *U. poliostotalis* HMPSN.
- E. Fore wing fulvous yellow; an orbicular spot in cell; a large oval fuscous discocellular mark; hind wing ochraceous; markings fuscous *U. ferrugalis* HBN.
- F. Wings dull reddish brown; lines dark; cilia white at the terminal margin *U. albifimbrialis* WLK.
- G. Wings fuscous, the outer areas ochraceous, the cilia being ochraceous *U. flavofimbriata* MOOR.

412. *Udea flavofimbriata* MOOR.

Mabra flavofimbriata MOORE, Lep. Atk. p. 208 (1888).

Pionea flavofimbriata HAMPSON, Faun. Brit. Ind. Moths, p. 427 (1896).

Lepidoplaga flavofimbriata SWINHOE, Cat. Het. Mus. Oxf. ii, p. 532 (1900).

1 ♂, 11-X-1905, Tainan (WILEMAN) . . . In Brit. Mus.

Loc. Distr.: Tainan.

Gen. Distr.: India; Ceylon; Java; Formosa.

413. *Udea nea* STRAND

Pionea nea STRAND, Deut. Ent. Zeitschr. Iris, xxxii (1/2), p. 78 (1918).

1 ♀, X-1911, Suishario (type) In Deut. Ent. Inst. (Berlin).

Loc. Distr.: Suishario.

Gen. Distr.: Formosa.

414. *Udea endotrichialis* HMPSN.

Hapalia endotrichialis HAMPSON, Ann. Mag. Nat. Hist. (9) ii, p. 395 (1918).

1 ♂, 9-V-1907, Formosa (type) In Brit. Mus.

Loc. Distr.: ?

Gen. Distr.: Formosa.

415. *Udea ferrugalis* HBN.

Pyralis ferrugalis HUEBNER, Smml. Eur. Schmett. Pyr. pp. 11, 27, pl. 9, f. 54; pl. 23, f. 150 (1796).

Botys ferrugalis TREITSCHKE, Schmett. Eur. vii, p. 94 (1829).

Scopula ferrugalis GUENÉE, Delt. et Pyr. p. 398 (1854).

Scopula martialis GUENÉE, l. c. p. 398 (1854).

Scopula hypatialis WALKER, Cat. Lep. Het. B. M. xix, p. 1014 (1859).

Scopula testacea BUTLER, Ill. Typ. Het. B. M. iii, p. 77, pl. 59, f. 15 (1879).

Phlyctaenia ferrugalis MEYRICK, Brit. Lep. p. 409 (1895).

Pionca ferrugalis HAMPSON, Faun. Brit. Ind. Moths, iv, p. 422 (1896).

Pionca suisharyonensis STRAND, Deut. Ent. Zeitschr. Iris, xxxii (1/2), p. 76 (1918).

1 ♀, Suishario (type of *suisharyonensis* STRAND) }
3 specimens 1910-12, Suishario (SAUTER) } In Deut. Ent. Inst. (Berlin).

1 ♂, III-1910, Taihorin (SAUTER) }
2 ♂ ♂, X-1910, " (") } In Zool. Mus. (Berlin).
1 ♀, III-1910, " (") }

1 specimen, Tainan (WILEMAN) }
1 " Kanshirei (") } In Brit. Mus.

1 specimen, Tainan (WILEMAN) }
1 " Arisan (") } In Coll. WILEMAN (London).

1 ♂, 26-IV-1917, Funkiko (SHIRAKI) }
1 ♂, X-1918, Arisan (SONAN) } In Ent. Mus. (Sapporo).
1 ♂, V-1919, Musha (OHKUNI) }
3 ♀ ♀, VII-1925, Baibara (UCHIDA) }
2 ♂ ♂, 15-VI-1926, " (KIKUCHI) }

Loc. Distr.: Suishario; Funkiko; Arisan; Musha; Baibara; Taihorin; Taiwan; Kanshirei.

Gen. Distr.: Europe; Asia; Africa; India; Ceylon; Burma; Japan; Formosa.

416. *Udea stigmatalis* WLMN.

Pionea stigmatalis WILEMAN, Trans. Ent. Soc. Lond. p. 387 (1911).

1 ♂, 8-VIII-1908, Arisan (WILEMAN) In Coll. WILEMAN (London).

Loc. Distr.: Arisan.

Gen. Distr.: Japan; Formosa.

The type specimen is a female, not male as stated by WILEMAN.

417. *Udea albifimbrialis* WLK.

Botys albifimbrialis WALKER, Cat. Lep. Het. B. M. xxxiv, p. 1446 (1865).

Pionea albifimbrialis HAMPSON, Proc. Zool. Soc. Lond. p. 246 (1899).

1 ♂, 1 ♀, Formosa In Brit. Mus.

Loc. Distr.: ?

Gen. Distr.: Java; China; Formosa.

418. *Udea minnehaha* PRYER (Pl. IX, f. 24)

Pyrausta minnehaha PRYER, Cist. Ent. ii, p. 234, pl. iv, f. 9 (1877).

Pionea minnehaha HAMPSON, Proc. Zool. Soc. Lond. p. 246 (1899).

Pionea schenklingi STRAND, Deut. Ent. Zeitschr. Iris, xxxii (1/2), p. 79 (1918).

1 ♂, 1 ♀, 16-IV-1906, Kanshirei (WILEMAN) In Coll. WILEMAN (London).

1 ♂, 9-VIII-1908, Formosa (WILEMAN) In Brit. Mus.

1 ♂, V-1909, Kanshirei (SAUTER) In Zool. Mus. (Berlin).

1 ♂, X-1911, Kosempo (type of *schenklingi* STRAND) In Deut. Ent. Inst. (Berlin).

1 ♂, 22-IV-1926, Baibara (KIKUCHI) }
2 ♂, 19-VII-1926, " (") } In Ent. Mus. (Sapporo).

Loc. Distr.: Kosempo; Kanshirei; Baibara.

Gen. Distr.: China; Corea; Japan; Formosa.

419. *Udea brevisalis* WLK.

Pionea brevisalis WALKER, Cat. Lep. Het. B. M. xviii, p. 759 (1859).

Botys divisalis LEDERER, Wien. Ent. Mon. vii, pp. 372, 468, pl. 10, f. 4 (1863).

Scopula eximialis WALKER, l. c. xxxiv, p. 1471 (1865).

Mnesictena pactolina MEYRICK, Trans. Ent. Soc. Lond. p. 234 (1887).

Amaurosema brevisalis HAMPSON, Ill. Typ. Het. B. M. ix, p. 164, pl. 173, f. 15 (1893).

Udea eximialis MOORE, Lep. Ceyl. iii, p. 349 (1886).

1 ♀, 25-VI -1904, Tainan (WILEMAN) }
1 ♀, 22-VIII-1904, Takao (") } In Coll. WILEMAN (London).

1 ♀, 4-X -1904, Garambi (WILEMAN) }
1 ♀, 8-X -1904, " (") }
1 ♀, 14-VIII-1906, Takao (") } In Brit. Mus.
1 ♀, 29 IX -1906, Arisan (") }
1 ♂, 9-V -1907, Formosa (") }

Loc. Distr.: Garambi; Arisan; Takao; Tainan.

Gen. Distr.: India; Ceylon; Queensland; Philippines; Formosa.

420. *Udea poliostolalis* HAMPSON.

Hapalia poliostolalis HAMPSON, Ann. Mag. Nat. Hist. (9) ii, p. 400 (1918).

1 ♀, 28-III-1909, Kanshirei (type) In Brit. Mus.

Loc. Distr.: Kanshirei.

Gen. Distr.: Formosa.

421. *Udea auratalis* WARR.

Leucocraspeda auratalis WARREN, Ann. Mag. Nat. Hist. (6) xvi, p. 472 (1895).

Pionca auratalis HAMPSON, Proc. Zool. Soc. Lond. p. 247 (1899).

1 ♀, 4-VIII-1905, Kanshirei (WILEMAN) }
1 ♀, 19-VII -1908, " (") } In Brit. Mus.

Loc. Distr.: Kanshirei.

Gen. Distr.: China; Japan; Formosa.

Genus *Paratalanta* MEYR.

(Type *ussurialis* BREM.)

Paratalanta MEYRICK, Trans. Ent. Soc. Lond. p. 440 (1890); HAMPSON, Proc. Zool. Soc. Lond. p. 251 (1899).

422. *Paratalanta ussurialis* BREM.

- Botyodes ussurialis* BREMER, Lep. Ost-Sib. p. 68, pl. 6, f. 6 (1864).
Nomis ussurialis MOTSCHULSKY, Bul. Soc. Nat. Mosc. xxxix (1), p. 198 (1866).
Botys cultralis STAUDINGER, Stett. Ent. Zeit. p. 108 (1867).
Botys labutonalis LEDERER, Hor. Soc. Ent. Ross. viii, p. 22, pl. 2, f. 9 (1871).
Paratalanta ussurialis MEYRICK, Trans. Ent. Soc. Lond. p. 441 (1890).
- | | |
|------------------------------------|------------------------------|
| 1 ♀, 8-IX-1906, Arisan (WILEMAN) | } In Coll. WILEMAN (London). |
| 1 ♂, 11-IX-1906, ,, (,,) | |
| 1 ♀, 8-VIII-1903, Arisan (WILEMAN) | In Brit. Mus. |

Loc. Distr.: Arisan.

Gen. Distr.: Amur; China; Corea; Japan; Formosa.

Genus *Pyrausta* SCHRK.

(Type *cingulata* LINN.)

- Pyrausta* SCHRANCK, Faun. Boica, II, (2), p. 163 (1802); STEPHENS, Ill. Brit. Ent. Haust. iv, p. 33 (1834); GUENÉE, Delt. et Pyr. p. 163 (1854); WALKER, Cat. Lep. Het. B. M. xvii, p. 307 (1859); MEYRICK, Trans. Ent. Soc. Lond. p. 449 (1890); WARREN, Ann. Mag. Nat. Hist. (6) ix, p. 176 (1892); MEYRICK, Brit. Lep. p. 411 (1895); HAMPSON, Faun. Brit. Ind. Moths, iv, p. 429 (1896); *id.*, Proc. Zool. Soc. Lond. p. 252 (1899).
- Haematia* HUEBNER, Verz. Schmett. p. 349 (1826) [type *phaenicalis* HBN.].
Syllythria HUEBNER, *l. c.* p. 349 (1826) [type *sanguinalis* LINN.].
Epicorsia HUEBNER, *l. c.* p. 355 (1826) [type *nyctemeralis* HBN.].
Ostrinia HUEBNER, *l. c.* p. 360 (1826) [type *palustralis* HBN.].
Anania HUEBNER, *l. c.* p. 360 (1826) [type *funeralis* HBN.].
Hercyna TREITSCHKE, Schmett. Eur. vii, p. 179 (1829) [type *manualis* HBN.].
Boreophila DUPONCHEL, Cat. Meth. p. 195 (1831) [type *manualis* HBN.].
Nascia CURTIS, Brit. Ent. vi, p. 559 (1835) [type *ciliatis* HBN.].
Herbula GUENÉE, Delt. et Pyr. p. 175 (1854) [type *cespitalis* SCHIFF. et DEN.].
Synchromia GUENÉE, *l. c.* p. 188 (1854) [type *cardinalis* GN.].
Ebulca GUENÉE, *l. c.* p. 357 (1854) [type *fumalis* GN.].
Sebimta WALKER, Cat. Lep. Het. B. M. xxvii, p. 77 (1863) [type *illibalis* HBN.].

- Ennychia* LEDERER, Wien. Ent. Mon. vii, p. 355 (1863) [type *albifascialis* TR.].
- Algedonia* LEDERER, l. c. p. 363 (1863) [type *luctnalis* HBN.].
- Gyptitia* SNELLEN, Tijd. v. Ent. xxvi, p. 138 (1883) [type *ochracealis* WLK.].
- Opsibotys* WARREN, Ann. Mag. Nat. Hist. (6) vi, p. 474 (1890) [type *fuscalis* SCHIFF. et DEN.].
- Sciorista* WARREN, l. c. p. 475 (1890) [type *signatalis* WLK.].
- Micractis* WARREN, l. c. (6) ix, p. 294 (1892) [type *nubilalis* HBN.].
- Glauconö* WARREN, l. c. p. 296 (1892) [type *deductalis* WLK.].
- Diacme* WARREN, l. c. p. 389 (1892) [type *phyllisalis* WLK.].
- Niphograptä* WARREN, l. c. p. 390 (1892) [type *albiguttalis* WARR.].
- Cosmocrcon* WARREN, l. c. p. 433 (1892) [type *albiceralis* GROTE.].
- Ebulcodes* WARREN, l. c. (6) xviii, p. 112 (1896) [type *simplex* WARR.].
- Placosaris* MEYRICK, Trans. Ent. Soc. Lond. p. 89 (1897) [type *leucula* MEYR.].

Synopsis of Species

- A. Wings fuscous.
- a. Wings with each termen orange *P. hyalodiscalis* WARR.
- b. Wings with each termen not orange.
- a¹. Inside of the antemedial line to the fore wing and the outside of the postmedial line to both wings pale yellowish *P. hoosana* STRAND
- b¹. Wings without yellowish parts; lines and patches black *P. masculina* STRAND
- B. Wings rufous; lines darker; cilia orange *P. rubellalis* SNELL.
- C. Wings yellowish.
- a. Fore wing with the basal half of costa fulvous.
- a¹. Fore wing with a black fascia from the discocellulars to termen along vein 2; both wings with each the dorsal half of the terminal area slightly suffused with fulvous *P. obliquata* MOOR.
- b¹. Fore wing with no black fascia from the discocellulars to termen; terminal area not suffused with fuscous *P. incoloralis* GN.
- b. Fore wing with the basal half of costa not fulvous.

- a¹. Fore wing with a fuscous patch at the end or beyond cell.
- a². Fore wing with a small blackish spot in cell; wings bright yellow; fore wing with the terminal area rufous except at apex *P. diniasalis* WLK.
- b². Fore wing with a fuscous patch in cell.
- a³. Both wings with each a sinuous dark submarginal line *P. gracilis* BUTL.
- b³. Both wings with no submarginal line *P. tapa* STRAND
- b¹. Fore wing with fuscous patch at the end or beyond cell.
- a². Both wings with each a broad band of crimson suffusion at the inside of the postmedial line; a diffused crimson submarginal band *P. phoenicealis* WARR.
- b². Both wings with markings pink *P. rubicundalis* WARR.
- c². Both wings with markings dark.
- a³. Both wings with each postmedial line highly undulated; wings pale yellowish, slightly suffused with fuscous in parts *P. vicinialis* SOUTH
- b³. Both wings with each postmedial line very minutely undulated at the excurved portion.
- a⁴. Wings partly suffused with fuscous *P. pata* STRAND
- b⁴. Wings not suffused with fuscous.
- a⁵. Ante- and postmedial lines to the fore wing inwardly oblique on the costal area, then outwardly *P. austa* STRAND
- b⁵. Ante- and postmedial lines to the fore wing outwardly oblique from costa.
- a⁶. Both wings with each terminal line dark *P. machocralis* WLK.
- b⁶. Both wings with each terminal line not dark; costal area of the fore wing slightly

- tinged with fulvous *P. celatalis* WLK.
- D. Wings ochraceous brown.
- a. Fore wing with the postmedial line not undulated, the outside of the line, the basal and inner areas also much paler *P. coclesalis* WLK.
- b. Fore wing with the postmedial line undulated.
- a¹. Fore wing with the postmedial line terminating beyond the middle of dorsum *P. sericealis* WLMN.
et SOUTH
- b¹. Fore wing with the postmedial line terminating before the middle of dorsum *P. baibarensis* SHIB.
(sp. nov.)
- E. Wings fuscous with dark lines *P. deductalis* WLK.

423. *Pyrausta coclesalis* WLK.

- Botys coclesalis* WALKER, Cat. Lep. Het. B. M. xviii, p. 701 (1859).
Botys itemalesalis WALKER, l. c. xix, p. 996 (1859).
Botys strenualis WALKER, l. c. xxxiv, p. 1409 (1865).
Botys interfusalis WALKER, l. c. p. 1443 (1865).
Botys lentalis FELDER et ROGENHOFER, Reis. Novara, Lep. II, (2), pl. 135,
 f. 44 (1874).
Botys lacrimalis LEECH, Entom. xxii, p. 69, pl. 3, f. 12 (1889).
Hapalia coclesalis SWINHOE, Trans. Ent. Soc. Lond. p. 269 (1890).
Phlyctaenia itemalesalis MEYRICK, Trans. Ent. Soc. Lond. pp. 6, 463 (1894).
Pyrausta coclesalis HAMPSON, Faun. Brit. Ind. Moths, iv, p. 441 (1896).
Nascia coclesalis SWINHOE, Cat. Het. Mus. Oxf. ii, p. 534 (1900).

1 specimen, Takao (HOBSON)	} In Brit. Mus.
1 " " (WILEMAN)	
1 " Tainan (")	
2 specimens, Formosa (")	
1 ♀, 3-VI-1904, Anping (WILEMAN)	} In Coll. WILEMAN (London).
1 ♂, 3I-VIII-1904, Takao (")	
1 ♂, III-1909, Tainan (SAUTER)	} In Zool. Mus. (Berlin).
1 ♀, III-1909, " (")	

Loc. Distr.: Takao; Tainan; Anping.

Gen. Distr.: India; China; Japan; Formosa.

424. *Pyrausta rubellalis* SNELL.*Botys rubellalis* SNELLEN, Trans. Ent. Soc. Lond. p. 577 (1890).*Botys coactalis* SNELLEN, *l. c.* p. 577 (1890).*Pyrausta rubellalis* HAMPSON, Faun. Brit. Ind. Moths, iv, p. 440 (1896).

1 ♀, V-1909, Kanshirei (SAUTER) In Zool. Mus. (Berlin).

Loc. Distr.: Kanshirei.**Gen. Distr.:** India; Burma; Formosa.**425. *Pyrausta obliquata* MOOR. (Pl. IX, f. 32)***Ebulea obliquata* MOORE, Lep. Atk. p. 224 (1888).*Leucocraspeda nissoralis* SWINHOE, Ann. Mag. Nat. Hist. (6) xiv, p. 145 (1894).*Pyrausta obliquata* HAMPSON, Faun. Brit. Ind. Moths, iv, p. 440 (1896).

1 ♀, 8-IX-1907, Kanshirei (WILEMAN) In Coll. WILEMAN (London).

1 ♂, 2-III-1908, Kanshirei (WILEMAN) In Brit. Mus.

1 ♀, X-1909, Arikan (SAUTER) In Zool. Mus. (Berlin).

1 ♂, 26-X-1925, Baibara (KIKUCHI) In Ent. Mus. (Sapporo).

Loc. Distr.: Baibara; Arikan; Kanshirei.**Gen. Distr.:** India; Ceylon; Burma; Formosa.**426. *Pyrausta diniasalis* Wlk. (Pl. VI, f. 1)***Botys diniasalis* WALKER, Cat. Lep. Het. B. M. xviii, p. 649 (1859).*Pyrausta diniasalis* HAMPSON, Faun. Brit. Ind. Moths, iv, p. 442 (1896).

1 ♀, 23-V-1918, Taihoku (SHIRAKI) In Ent. Mus. (Sapporo).

Loc. Distr.: Taihoku.**Gen. Distr.:** India; Burma; China; Corea; Formosa.**427. *Pyrausta incoloralis* Gn.***Botys incoloralis* GUENÉE, Delt. et Pyr. p. 332 (1854).*Botys ruficostalis* LEDERER, Verz. Zool.-Bot. Ges. Wien, p. 217, pl. 3, f. 11 (1855).*Botys melonalis* WALKER, Cat. Lep. Het. B. M. xviii, p. 702 (1859).*Spilodes nitetisalis* WALKER, *l. c.* p. 773 (1859).*Botys albidalis* WALKER, *l. c.* xxxiv, p. 1411 (1865).*Spilodes melonalis* SWINHOE & COTES, Cat. Moths of Ind. p. 607 (1889).*Opsibotys incoloralis* WARREN, Entom. xxiv, p. 183 (1891).

Pyrausta incoloralis HAMPSON, Faun. Brit. Ind. Moths, iv, p. 438 (1895).

1 ♀, 17-VIII-1904, Takao (WILEMAN) }
 1 ♀, 8-X-1905, Tainan (") } In Coll. WILEMAN (London).
 1 ♂, 29-IV-1906, Tapali (WILEMAN) }
 1 ♂, 4-IX-1906, Takao (") } In Brit. Mus.

Loc. Distr.: Takao; Tainan; Tapali.

Gen. Distr.: Africa; Maseru; Comoro Is.; Aden; India; Ceylon; Burma; Java; Jamaica; S. Nigeria; Formosa.

428. *Pyrausta vicinalis* SOUTH

Pyrausta vicinalis SOUTH, Trans. Ent. Soc. Lond. p. 502, pl. 15, f. 30 (1901).

1 ♀, 24-IV-1904, Kanshirei (WILEMAN) }
 1 ♀, 17-VIII-1908, " (") } In Brit. Mus.

Loc. Distr.: Kanshirei.

Gen. Distr.: China; Japan; Formosa.

429. *Pyrausta gracilis* BUTL.

Samea gracilis BUTLER, Ill. Typ. Het. B. M. iii, p. 74, pl. 59, f. 4 (1879).

Botys explicatalis CHRISTOPH, Bul. Soc. Nat. Mosc. lvi (1), p. 16 (1881).

Pyrausta gracilis HAMPSON, Proc. Zool. Soc. Lond. p. 258 (1899).

1 ♀, 15-VI-1926, Baibara (KIKUCHI) In Ent. Mus. (Sapporo).

Loc. Distr.: Baibara.

Gen. Distr.: China; Corea; Japan; Formosa.

430. *Pyrausta sericealis* WLMN. et SOUTH

Sylepta sericealis WILEMAN et SOUTH, Entom. L, p. 177 (1917).

1 ♀, 30-VI-1905, Tainan (type) }
 1 ♀, 30-VI-1905, " (WILEMAN) } In Coll. WILEMAN (London).

Loc. Distr.: Tainan.

Gen. Distr.: Formosa.

431. *Pyrausta baibarensis* sp. nov. (Pl. VI, f. 9)

♀. Ochraceous brown. Palpi with the basal joint white beneath. Fore wing with traces of 2 dark marks each in and at the end of cell; a sinuated dark postmedial line, nearly vertical from costa to vein 5, then oblique inwardly, and terminating at the middle of vein 1^b; cilia concolorous,

white at the outer half. Hind wing much paler than the fore wing; a dark postmedial line bent outwardly, becoming obscure towards the inner area; cilia as those of the fore wing. Abdomen pale brownish, at the extremity of each segment whitish. Pectus, legs and abdomen beneath white.

Expanse of wings 37 mm. (See Pl. I, f. 14; Pl. II, f. 14).

One female, May 17, 1926, Baibara (K. KIKUCHI) In Coll. Ent. Mus. (Sapporo).

432. *Pyrausta machoeralis* Wlk.

Scopula machoeralis WALKER, Cat. Lep. Het. B. M. xix, p. 1013 (1859).

Botys suavalis WALKER, *l. c.* xxxiv, p. 1448 (1865).

Asopia rufipicta BUTLER, Proc. Zool. Soc. Lond. p. 682 (1880).

Ebulea fimbriata MOORE, Lep. Ceyl. iii, p. 346 (1886).

Udea machaeralis MOORE, *l. c.* p. 349 (1886).

Paliga fuscicostalis SWINHOE, Ann. Mag. Nat. Hist. (6) xiv, p. 146 (1894).

Pyrausta machoeralis HAMPSON, Faun. Brit. Ind. Moths, iv, p. 432 (1896).

1 ♀, Takao (type of *rufipicta* BUTL.) In Brit. Mus.

Loc. Distr.: Takao.

Gen. Distr.: India; Ceylon; Java; China; Formosa.

433. *Pyrausta rubricundalis* WARR.

Paliga rubricundalis WARREN, Ann. Mag. Nat. Hist. (6) xvii, p. 96 (1896).

1 ♂, 16-IV-1906, Kanshirei (WILEMAN) In Coll. WILEMAN (London).

Loc. Distr.: Kanshirei.

Gen. Distr.: India; Formosa.

434. *Pyrausta celatalis* Wlk. (Pl. VI, f. 17)

Botys celatalis WALKER, Cat. Lep. Het. B. M. xviii, p. 657 (1859).

Botys rhoecusalis WALKER, *l. c.* xix, p. 1000 (1859).

Botys subcrocealis SNELLEN, Tijd. v. Ent. xxiii, p. 208 (1880).

Ebulea celatalis MOORE, Lep. Ceyl. iii, p. 345 (1886).

Pyrausta celatalis HAMPSON, Faun. Brit. Ind. Moths, iv, p. 433 (1896).

Phlyctaenodes ochrealis WILEMAN, Trans. Ent. Soc. Lond. p. 384 (1911).

1 specimen, 9-VIII-1904, Takao (WILEMAN) In Coll. WILEMAN (London).

1 specimen,	?	Formosa	(?)	In Brit. Mus.
1	15-VI-1906,	Kanshirei	(WILEMAN)	
1	6-VI-1907,	Formosa	(")	

- 1 ♀, X-1911, Kosempo (SAUTER) }
 1 ♂, VII-1911, Suishario (") } In Deut. Ent. Inst. (Berlin).
 1 ♀, IV-1912, Kosempo (") }
 9 specimens, Baibara (KIKUCHI) In Ent. Mus. (Sapporo).

Loc. Distr.: Kanshirei; Takao; Kosempo; Suishario; Baibara.

Gen. Distr.: India; Ceylon; Borneo; Formosa; Japan.

435. *Pyrausta tapa* STRAND

Pyrausta tapa STRAND, Deut. Ent. Zeitschr. Iris, xxxii (1/2), p. 83 (1918).

1 ♂, XI-1911, Kosempo (type) In Deut. Ent. Inst. (Berlin).

Loc. Distr.: Kosempo.

Gen. Distr.: Formosa.

436. *Pyrausta pata* STRAND

Pyrausta pata STRAND, Deut. Ent. Zeitschr. Iris, xxxii (1/2), p. 84 (1918).

1 ♂, X-1911, Kosempo (type) In Deut. Ent. Inst. (Berlin).

Loc. Distr.: Kosempo.

Gen. Distr.: Formosa.

437. *Pyrausta austa* STRAND

Pyrausta austa STRAND, Deut. Ent. Zeitschr. Iris, xxxii (1/2), p. 84 (1918).

1 ♀, I-1910, Kosempo (type) In Deut. Ent. Inst. (Berlin).

Loc. Distr.: Kosempo.

Gen. Distr.: Formosa.

438. *Pyrausta hoozana* STRAND

Pyrausta hoozana STRAND, Deut. Ent. Zeitschr. Iris, xxxii (1/2), p. 87 (1918).

1 ♂, IX-1910, Hoozan (type) In Deut. Ent. Inst. (Berlin).

Loc. Distr.: Hoozan.

Gen. Distr.: Formosa.

439. *Pyrausta hyalodiscalis* WARR. (Pl. VI, f. 25)

Rhectothyris hyalodiscalis WARREN, Ann. Mag. Nat. Hist. (6) xvi, p. 471 (1895).

Pyrausta hyalodiscalis HAMPSON, Proc. Zool. Soc. Lond. p. 263 (1899).
Crocidophora carapina STRAND, Deut. Ent. Zeitschr. Iris, xxxii (1/2), p. 68 (1918).

1 ♂, 14-IV-1906, Kanshirei (WILEMAN)	In Coll. WILEMAN (London).
1 ♀, 16-IV-1906, „ („)	
1 ♂, 26-X-1908, „ („)	
1 ♀, 16-VI-1926, Kanshirei (WILEMAN)	In Brit. Mus.
1 ♂, 11-VI-1907, Formosa („)	
1 ♀, 21-VI-1908, Kanshirei („)	
1 ♂, X-1909, Arikan (SAUTER)	In Zool. Mus. (Berlin).
1 ♂, VIII-1911, Karapin (type of <i>carapina</i> STRAND)	In Deut. Ent. Inst. (Berlin).
1 ♀, 2-VII-1918, Horisha (SHIRAKI)	In Ent. Mus. (Sapporo).
1 ♂, 19-VII-1925, Baibara (UCHIDA)	
1 ♀, 9-VIII-1925, „ (KIRUCHI)	

Loc. Distr.: Horisha; Karapin; Baibara; Kanshirei; Arikan.

Gen. Distr.: India; Formosa; Japan.

440. *Pyrausta phoenicealis* HBN. (Pl. VI, f. 2)

Haematia phoenicealis HUEBNER, Zutr. Smml. Exot. Schmett. I, p. 22, ff. 115, 116 (1818).

Rhodaria phoenicealis GUENÉE, Delt. et Pyr. p. 173 (1854).

Rhodaria flegialis WALKER, Cat. Lep. Het. B. M. xvii, p. 316 (1859).

Rhodaria panopealis WALKER, *l. c.* p. 318 (1859).

Botys ? coeciliatis WALKER, *l. c.* xviii, p. 581 (1859).

Rhodaria probalis WALKER, *l. c.* xix, p. 923 (1859).

Rhodaria ocellusalis WALKER, *l. c.* p. 923 (1859).

Rhodaria noraxalis WALKER, *l. c.* p. 926 (1859).

Rhodaria catenalis WALKER, *l. c.* xxxiv, p. 1282 (1865).

Rhodaria juncturalis WALKER, *l. c.* p. 1283 (1865).

Rhodaria concatenalis WALKER, *l. c.* p. 1284 (1865).

Myriostephes heliamma MEYRICK, Trans. Ent. Soc. Lond. p. 448 (1885).

Pyrausta phoenicealis HAMPSON, Faun. Brit. Ind. Moths, iv, p. 431 (1896).

1 ♂, VII-1904, Tainan (WILEMAN)	In Coll. WILEMAN (London).
1 ♀, VIII-1904, Takao („)	
1 ♀, 10-VIII-1904, Takao (WILEMAN)	In Brit. Mus.
1 ♀, 11-VIII-1904, „ („)	
1 ♀, 29-VIII-1904, „ („)	
1 ♀, 20-VIII-1906, „ („)	
1 ♂, 1 ♀, X-1909, Arikan (SAUTER)	In Zool. Mus. (Berlin).

Loc. Distr.: Takao; Tainan; Arikan.

Gen. Distr.: Neotropical, Ethiopian, Oriental and Australian regions (HAMPSON); Formosa; Japan.

441. *Pyrausta masculina* STRAND

Pyrausta masculina STRAND, Deut. Ent. Zeitschr. Iris, xxxii (1/2), p. 81 (1918).

1 ♂, X-1911, Suishario (type) In Deut. Ent. Inst. (Berlin).

Loc. Distr.: Suishario.

Gen. Distr.: Formosa.

442. *Pyrausta deductalis* Wlk.

Botys deductalis WALKER, Cat. Lep. Het. B. M. xviii, p. 659 (1859).

Botys nereidalis LEDERER, Wien. Ent. Mon. vii, pp. 371, 455, pl. 9, f. 7 (1863).

Hapalia deductalis MOORE, Lep. Ceyl. iii, p. 338 (1889).

Botys ausonialis SNELLEN, Trans. Ent. Soc. Lond. p. 578 (1890).

Glauconœ fuscescens WARREN, Ann. Mag. Nat. Hist. (6) ix, p. 297 (1892).

Glauconœ deductalis HAMPSON, Ill. Typ. Het. B. M. ix, pp. 48, 170, pl. 172, f. 16 (1893).

Crypsiptya nereidalis MEYRICK, Trans. Ent. Soc. Lond. p. 463 (1894).

Pyrausta deductalis HAMPSON, Proc. Zool. Soc. Lond. p. 256 (1899).

Crocidophora kosemponalis STRAND, Deut. Ent. Zeitschr. Iris, xxxii (1/2), p. 66 (1918).

1 ♂, 7-IX-1904, Takao (WILEMAN)}	In Brit. Mus.
1 ♂, 2 ♀♀ Formosa (")}	
1 ♀, 23-X -1904, Garambi (WILEMAN)}	In Coll. WILEMAN (London).
1 ♂, 19-VIII-1905, Kanshirei (")}	
1 ♂, 1-VIII-1906, " (")}	
3 ♂, 14-VIII-1908, " (")}	
1 ♀, 1-1910, Kosempo (type of <i>kosemponialis</i> STRAND)}	In Deut. Ent. Inst. (Berlin).
1 ♂, 1-1910, " (")}	
3 ♀♀, 4 ♂♂, Kosempo; Arikani; Suishario (SAUTER)}	
1 ♂, X-1910, Taihorin (SAUTER)	In Zool. Mus. (Berlin).
1 ♂, 20-VII-1925, Baibara (KIKUCHI)}	In Ent. Mus. (Sapporo).
1 ♂, 30-VII-1925, " (")}	
1 ♂, 16-IX -1925, " (")}	

Loc. Distr.: Kosempo; Arikani; Suishario; Taihorin; Takao; Garambi; Kanshirei; Baibara.

Gen. Distr.: India; Ceylon; New Guinea; Borneo; Formosa.

INDEX

PAGE		PAGE	PAGE		
	Agriope	116	Anania	280	
abâicalis... ..	175	Agrotera... ..	108, 182	Anartula	96
aberrantellus... ..	13, 46	agroterodes	27, 184	anastomosalis	250
abietella... ..	80	Alata	93	Ancyloides	79
abietivorella	80	albicans	78	Ancylolomia	55
abnegatalis	181	albicaudalis	259	andamanalis	221
abruptalis	194	albicilia	111	anella	12, 39
absistalis	211	albicostale	79	Anerastia	14, 63
absolutalis	156	albicostalis	79	anerastica	74
abstrusalis	199	albidal's... ..	284	angulata... ..	147
acamasalis	197	albidentata	147	angustalis	147, 179
accalis	270	albidivisa	151	angusti	130
accessalis... ..	181	albifascialis	179	angustifimbrialis	58
accipitralis	223	albifimbrialis... ..	129, 278	annulata... ..	176, 237
acerrimalis	189	albifurcalis	102	annuligeralis	226
Acharana	263	albifusa	100	Anomostictis	196
achatina... ..	117, 121	albigeralis	84	anpingia... ..	111
Achroia	40	albilunalis	31, 198	anpingialis ... 19, 72, 85, 128, 268	
acontialis	106	albistigma	53	anpingicola	12, 19, 46, 82
acrobasalis	110	albivenella	15, 71	anpingiellus	13, 47
Acropentias	57	alboociliata	204	Antennodes	203
actiosella	86	albofimbrialis... ..	253	anticalis	93
actorionalis	238	alconalis... ..	247	anticellus	48
adaptella	39	Algedonia	281	Antigastra	271
adipalis	198	alikangiella	14, 53	apertalis... ..	264
adjurella... ..	63	Alippa	103	apicalis	244
admensalis	33	Allata	59	apicenotata	13, 52
admigratella	44	Altoona	72	apicipicta	27, 177
admixtalis	161	alvearia	40	Aplomastix	207
adomotella	63	amaenalis	230	apptomella	69
aeacusalis	110	Amaurophanes	164	aptalis	144, 198
Aediodina	166	Ambala	66	Apurima... ..	60
aegimusalis	166	Ambia	149	aquatilis... ..	258
aegnusalis	85	amboinalis	259	arachnophagus	49
aeriferalis	176	amethystina	272	Aradrappa	99
Aethaloëssa	192	amoenalis	255	Araxes	44, 68
aetherialis	64	amphisalis	137	arbiter	186
afflictalis... ..	199	amphisaloides	23, 137	areolifera	26, 167
afralis	154	Ampycodes	69	Arequipa	45
Agathodes	231	Ampycophora	68	argentata	55
Agdistopis	41	Anaclastis	52	argentosalis	155
Aglaops	275	analis	204	argillacea	159
Aglossa	116	Analthes... ..	200	Argyria	49

	PAGE		PAGE		PAGE
Aripa	174	Beria	136	caletoralis	30, 259
Aripa	134	bianoralis	212	Calguia	94
Arnia	164	bicoloralis	124	calidalis	193
artificialis	199	biformis	209	Calinipaxa	99
Arucha	93	bifurcalis	17, 65, 151, 192	Camptomastix	167
Asciodes	217	bimaculalis	157	Camptomastix	167
asialis	215	binotalis	245	canarialis	194
Asopia	118	bipunctanus	39	cancellalis	248
Asopina	96	bipunctella	44, 52	candida	50
aspiciella	94	bipunctifera	63	candidulalis	59
assamica	134	bipyra	134	Candiope	92
Assara	79	bivitalis	238	Cangetta	112
astomalis	197	blaudialis	146	Canipsa	104
Astura	217	Blepharucha	267	Canthelea	82
Atascosa	70	Bocchoris	195	canthusalis	241
atopalis	161	bombayensis	146	capensis	55, 237
atricostella	69	bootanalis	199	capitalis	249
aulacodealis	25, 152	Boreophila	280	capitatus	250
aulacodialis	161	Bostra	133	carapina	31, 288
auralis	255	boteralis	227	Carvanca	45
Aurana	86	botydalis	186	cassusalis	230
aurantiacalis	223	Botyodes	214	castanealis	129
aurantialis	186	brachypterellus	48	Cataclysta	145
auratalis	279	bracteolalis	17, 65, 180	cataclystalis	25, 154
aurea	223	bractiatella	120	Catagera	63
aureus	57	Bradina	160	catalaunalis	271
auriflua	61	braurealis	197	Catamola	106
aurimargo	257	brevialis	278	catena	23, 137
aurilinealis	230	brevifascialis	163	catenalis	288
auroralis	185	brizoalis	64	Cateremma	79
ausonialis	289	brunnescens	61	cautella	77
austa	287	brunneus	126	Cayuga	70
		butyrosa	214	celatalis	286
Bacotoma	192	Buzara	126	celidias	61
baibarana	101			celsalis	237
baibarellus	48	cabenalis	175	cenocnemis	232
baibarensis	285	cabiralis	175	centralis	50, 107, 125
Balanotis	106	Cabragus	94	cephalonica	41
balteata	223	Cacozelia	104	ceramochra	159
baptalis	176	Cadarena	232	Ceratamma	93
Baroda	70	Cadra	77	Ceratarcha	214
basalis	261	caesella	44	Chabula	196
basella	91	cahiritella	77	Chaerecla	53
basinotata	183	Calamochrous	273	chalybifascia	224
basipunctalis	226	Calamotropha	45	chalybitis	189
Bejuda	126	Calarina	53	Charema	203
bellulella	90	calcaralis	271	charesalis	212
Belonepholis	104	caldusalis	216	Charltoniada	13, 51

	PAGE		PAGE		PAGE
charonialis	164	compsogramma	206	cuneifera... ..	146
chilka	240	concatenalis	288	cuprinalis	198
Chilo	54	concolorella	85	Curena	137
Chloauges	232	Condega... ..	203	curta ,	144
chlorophanta	207	confinis	29, 236	Cyclarcha	178
chloropterella	87	confusa	96	Cymoriza	148
chlorosema	59	confusalis	210	cynaralis... ..	265
Chnaura	192	coniotalis	275	D	
Cholera	255	conjunctalis	152	Dadessa	205
Choristostigma	269	connexalis	211	demoalis... ..	33
chosokeialis	31	Conogethes	205	damasalis	161
chrysargyria	53	consimilalis	225	Danaga	165
Chrysendeton	146	consocia	111	Datanoides	132
chrysippusalis	144	contigualis	221	Daulia	154
chrysographella	55	contingens	210	decapitatus	19, 87
chrysolinealis	56	contortalis	27, 182	decusalis	188
chrysoplasta	130	convectalis	192	Decticogaster... ..	159
chrysorycta	209	Corcyra	41	decuriella	80
Chrys teuchia	45	corycialis	175	decussalis	145
ciatricosa	191	cosialis	221	deductalis	289
cincta	166	Cosmocreon	281	defamatalis	241
Cindaphia	275	costalis	224	defectella	77
cinerea	273	costimacula	20, 102	definitalis	143
cinereola	40	costinotalis	119	defloralis	162
Circobotys	255	costipunctata	138	deformis... ..	264
circualis	116	costisignalis	209	degenerella	16, 59
Cirrochrista	64	Cotachena	114	delicatalis	230
Cirrocephala	203	Crambidion	44	depunctalis	145
Cisse	126	Crambostenia... ..	16, 57	depalpalis	160
claricostella	72	Crambus... ..	45	derasella... ..	85
Cnaphalocrocis	189	Craneophora	104	derogata... ..	226
coactalis	284	crenatella	74	desmialis	229
coclesalis	283	creonalis... ..	192	despectalis	121
coecilialis	288	cribrata	175	desuetella	77
coeligenalis	251	cristalis	103	detacta	206
Coenodomus	103	crithealis... ..	240	Deuterarcha	230
Coenostola	203	Critonia	73	Deuterolia	52
coenostolalis	254	crocealis... ..	223	Deuterolyta	104
collaris	166	Crochiphora	258	Diacme	281
colonalis... ..	150	Crocidocnemis	217	Diadexia	52
colonnellus	93	Crocidolomia... ..	245	diagonalis	158
comalis	245	Crocidophora... ..	255	dianalis	145
Cometura	159	crotonalis	220	Diasemia	269
commixta	209	Cryptographis	232	Diastictis	196
Commotria	72	Ctenus	55	Diathrausta	162
Comoria... ..	134	Culladia	12, 43	Diatraea... ..	50
Comorta... ..	68	cultralis	280	Dicepolia	273
compactalis	147	cunealis	159	dichocrocidalis	21, 177

	PAGE		PAGE		PAGE
Dichocrocis	205	elwesialis	235	Euclasta	24 ^r
Didynostoma	196	elycesalis	261	euclastalis	16, 6r
diemenalis	211	Emmalocera	73	Euctenospila	267
difascialis	179	Emmelia	267	Eudiptis	232
difficilis	13, 52	Enchocnemidia	232	Eudorea	169
dificiens	229	Endocrosis	215	Eugauria	24, 147
dilatipes	264	Endotricha	107	Eumoorea	70
dimidiata	116	endotrichialis... ..	276	Eurhodope	89
dimidiatus	116	Endotrichodes	108	Eurrhyarodes	180
diminutalis	144	Endotrichopsis	108	Eurycraspeda... ..	62
diniasalis	284	enervella... .. .	73	Eurycreon	267
Dioryctria	80	enixalis	143	euryterminalis	191, 222
Diphyx... .. .	54	Ennychia	281	eurytusalis	236
Diplopeustis... .. .	113	Enosima	69	Eutrichotis	174
Diplotyla	163	Entephria	174	Euzopherodes	78
discinota... .. .	132	eogenalis... .. .	134	venoralis	256
discinotata	183	eoidalis	110	evergestialis	32, 223
Discothyris	266	Eoöphyla	152	Exacosmia	99
disjunctalis	225	Ephelis	267	excerptalis	60, 6r
dissipatalis	164, 223	Epherema	217	exemptalis	247
distictellus	47	Ephestia	77	cximialis	279
diurnalis... .. .	239	Epichilo... .. .	45	Exoria	45
divaricata	242	Epichronistis... .. .	160	exportalis	180
dives	255	Epicorsia	286	explicatalis	285
divisalis	279	epicrociella	95	falcalis	33, 226
Do'ichosticha	190	Epicrocis	82	falsidicalis	195
Doloessa... .. .	42	Epimina	190	farinalis	118
Donacoscaptes	54	Epina	54	fascialis	179
dotatalis... .. .	194	Epipagis... .. .	247	fasciculatalis	189
Doththa... .. .	108	Epipaschia	99	faustalis	230
dubia	20, 225	epispila	142	fenestralis	147
ducalis	117	Eporidia	203	ferrugalis	277
dudgeoni	103	equicalcaralis... ..	30	ferruginata	266
dulciculalis	124	Erebangela	165	festivella	84
duplifascialis... ..	114	erebina	221	ficki	105
dymnusalis	93	Erilita	160	figurana	42
Dysallacta	232	erilitoides	162	filalis	254
E bulea	280	erosalis	183	fimbriata... .. .	286
Ebuleodes	281	erotica	13, 52	flavalis	23, 137
Edeta	106	ersealis	206	flavescentella	70
edetalis	107	Erythphlebia... .. .	69	flavicaput	124
Eidama	200	erythrolepia	23, 137	flaviciliata	31, 257
elachia	120	eryxalis	168	flavifimbrialis... ..	110
Elasmopalpus... .. .	82	Eschata	53	flavifrontalis	135
elongalis... .. .	30, 166, 265	Etiella	92	flaviguttellus	47
elongella	42	etiella	93	flaviplaga	136
elutalis	28, 188	euadrusalis	106	flavo fimbriata... ..	276
		Eucallaenia	64		

	PAGE		PAGE		PAGE
flavomaculalis	166	Gyptitia	281	Hyperbaranotis	106
flegialis	288	habisalis	256	Hyphantidium	79
flexissimalis	197	Haematia	280	hypogrammalis	110
floridalis	193	Haliotigris	217	hypsalis	201
fluctuosalis	144	haliusalis	178	Hypsipyra	89
foedalis	142	hampsoni	23, 142	Hypsopygia	117
foedelius	39	Hapalia	43, 275	Hypsotropa	66
formosae	78	hapilista	151	ibycusalis	111
formosalis	26, 67, 166	hapilistale	24, 152	Idyostrophe	217
formosana	87, 89, 179, 240	haraldusalis	105	Idusia	207
formosella	18, 77, 89	Haritala	230	ignealis	272
formosensis	16, 57	Haritalodes	217	ignefimbrialis	131
formosibia	20, 22, 30, 101, 128, 268	haryoalis	227	ignifualis	22, 130
fraterna	118, 188, 223	hastiferalis	44	Ilithyia	82
frenulalis	26, 175	Hedylepta	207	illectalis	253
fulvosparsa	59	heliamma	288	illialis	250
fumidalis	263	Hellula	246	Ilurgia	241
furella	94	Hemiscopsis	273	imbecilis	128
fuscescens	289	Hendecasis	113	immaturellus	48
fuscibasalis	123	Heosphora	66	immundalis	268
fuscicostalis	286	heraldella	93	impulsalis	270
fusconervella	39	Herbula	280	impurella	12
fuzanalis	198	Herculia	126	incertalis	212
Gabra	83	Hercyna	280	incerta	125
Gadessa	205	hilarella	84	incertellus	63
gazorialis	237	hipponalis	265	incertulas	63
geometralis	243	hiracia	204	inclaralis	48
gerontesalis	121	hisbonalis	167	incoloralis	284
gibbosalis	153	histricalis	114	incomalis	245
Girtexta	154	hobsoni	94	incomitata	228
Glauconoë	281	homochroalis	259	incongrua	128
Glossina	104	Homosassa	69	indica	55, 236
Glyphodes	232	hoozana	287	indicata	211
Godara	245	Hoplisa	203	indicatalis	93
Goniorhynchus	213	Hoterodes	232	indicator	134
Goya	70	humilis	29, 213	indistinctalis	262
gracilis	285	hyalinata	237	inferior	228
Graphicopoda	165	Hyalitis	217	inficitella	50
grassa	67	Hyalobathra	253	infixellus	46
gratella	85	hyalodiscalis	287	infundibulalis	178
gratiosalis	252	hybridalis	262	infuscatellus	54
gratiosella	17	Hydriris	187	inordinata	133
gratiosellus	63	Hydrocampa	140	inostentalis	38
grisella	40	hyemalis	81	inscitalis	199
griseofusa	18, 81	Hygraula	141	inpersalis	199
griseolalis	113	Hymenia	178	insulsalis	122
guttatalis	206	hypatialis	277	intacta	61

	PAGE		PAGE		PAGE
interfusalis	283	lativitta	100	Mabra	168
interruptalis	24, 148	laudatella	121	Macalla	98
interruptella	50	laxalis	85	machaeralis	286
inuitata... ..	237	Leechia	56	machoeralis	286
invenustalis	188	Lemia	168	Macrospectrodes	207
iolealis	189	Lemiodes	168	maculalis	32, 215
iopasalis... ..	227	lentalis	86, 283	madagascariensis	93
iridialis	225	leodocusalis	270	maevialis	256
irrectalis... ..	148	leopardalis	32, 227, 228	magna	228
Ischnurges	251	lepidalis... ..	248	majorellus	93
Isocentris..	253	Lepidogma	96	malacellus	49
itemalesalis	283	Lepidoneura	268	malayana	239
itysalis	239	lepidoneuralis	271	Maliarpha	69
janapalis... ..	159	Lepidoplaga	276	maliferalis	234
japasalis	227	leptogastralis... ..	162	mandarinalis	257
japonica	55	Leptosphetta	104	Mangala... ..	72
Jartheza	55	Lepyrodes	242	manihotalis	21, 119, 121
jezoensis... ..	129	Leucinodella	27, 182	Maraclea... ..	38
jolinalis	189	Leucinodes	244	Maradana	123
jovialis	238	leucocincta	74	Marasmia	190
jucundalis	195	Leucocraspeda	253	margarita	100
junctalis	146	leucophaealis... ..	270	Margarodes	232
juncturalis	288	leucostola	184	Margaronia	17, 29, 64, 231
Karenkolla	90	leucothoalis	142	marginalis	156, 177, 198, 265
karenkonalis	210	licarsisalis	263	marginata	134, 234
karenkonis	224	linealis	143, 144	marisalis	191
Kasania	141	Locastra... ..	103	marthalis	22, 130
kikuchii	98	Lodiana	74	martialis... ..	277
Koremalepis	123	lomaspilalis	155	Maruca	758
kosemponalis... ..	212	longinasus	132	masculina	259
kosemponella	81	longipalpis	167, 268	massalis	268
kosemponialis	31, 65, 289	lora... ..	141	Massepha	25, 155
kosemponis	32, 216	Loryma	136	Matalia	104
koshunalis	19, 85	Loxocorys	156	Matesciodes	207
kumatakellus	47	Loxocreon	207	mauritalis	117
Labutonalis	280	Loxoscia	217	Maxillaria	78
lacrimalis	283	Loxostege	267	medinalis	189
Lamida	99	luciferalis	241	Megalomia	134
Lamoria... ..	38	lucillalis... ..	117	melaleucalis	270
Lamprosema	209	luctuosalis	221	Melanalis	137
lapsalis	79	lulalis	229	melanistis	150
Lasiacme..	190	lunalis	220	melanobasis	97
lateritialis	85	lustralis	186	melanolopha	97
laticillalis	117	lydialis	212	Melanomecyna	275
latimarginalis	195	Lygropia	229	melanoperas	161
		Lymira	66	melanopyga	30, 261
		Lypotigris	217	Meliphora	40

	PAGE		PAGE		PAGE
Mella	92	mundalis	225	noraxalis	288
melonalis . . .	284	muscosalis	103	Nosophora	200
meretrix... ..	78	mushana... ..	123	Notarcha	217
meridionalis ...	248	Myeza	45	Notaspis... ..	273
merionealis ...	193	mysolalis . . .	166	notatalis... ..	198
meritalis... ..	176	Nacoleia... ..	207	nubilosa	101
Merotoma	207	Nagia	217	Numonia	95
mesenterialis... ..	110	nanalis	130	nympha	155
Mesolia	52	Nascia	280	Nymphaeella... ..	141
mesorphna	146	Nausinoë . . .	242	Nymphula	140
Mesothyris	114	nea	277	nymphulalis	181
Messatis... ..	108	nebulosa... ..	186	Obenbergeri	18, 92
metacuralis	112	nectariphila	256	obitalis	144
Metallarcha	267	negatalis... ..	235	obliquata	284
Metasia	274	nemoralis . . .	183	obliquella . . .	50
meticulosalis	251	neoclesalis	192	obliquilineata	102
Metoeca	141	neomera	237	obscuralis . . .	157
meus	49	Nephoteryx... ..	30	obscuralis	31, 273
micalialis . . .	116	neptalis	243	obscurata	204
Micractis . . .	281	neptis	243	obstructalis	261
Microchoenis... ..	63	neptisalis	243	obtusalis... ..	57
Microstege	275	neroidalis . . .	289	ocellusalis	288
Microthrix	82	Nesolocha	251	ochrealis... ..	286
microthyris	203	Neurina	202	ochridorsalis	88
mittochristalis. . .	248	Nevrina	28, 202	Ocrasa	126
mimeticalis	264	nicippealis	206	octalis	149
mimica	216	nigra	142	octavialis	193
Mimocomma	255	nigricostalis	69	octoguttalis	252
Mimorista	247	nigriscripta	164	Oebia	246
Mimudea	275	nigrivena	135	oeconomellus	41
Mineola	90	nigrociliella	48	Oedematarcha . . .	203
minima	113	nigropunctalis	237	oegnusalis	85
minnehaha	278	nigropunctata	58	oemealis	221
minor	101	Nimocomma	255	oethonalis . . .	142
minutellus	63	Niphograptia	281	ohkunii	90
miserabilis	75, 82	nissoralis	234	Ollia	70
miseralis... ..	121	Nistra	132	Oligostigma	150
Mochlocera	99	nitetisalis . . .	284	olivacea	105
Modiana... ..	93	niveicilialis	253	Omiodes... ..	203
moeliusalis	211	niveicostella	79	Omphisa... ..	250
molusalis	212	nivella	61	Oncolabis	78
Molybdantha... ..	180	noctescens	204	onychinalis	197
monesusalis	235	noctuella... ..	262	opalalis	236
Morocosma	232	Nolckenia	232	Opsibotys	281
morosalis . . .	83	Nomis	275	orbicularis	201
Mucialla... ..	40	Nomophila	262	orbonalis	244
multilinealis	226	Noorda	272	ornata	42, 184
multivagellus... ..	59				

	PAGE		PAGE		PAGE
ornatalis... ..	188	Parramatta	70	Pindicitora	53
orobernalis	227	Parthenodes	153	pipeleisalis	248
Orphanostigma	192	partialis	237	Pitacanda	260
Orthaga	106	passulella	77	Pitama	232
Orthocona	203	pata	287	Placosaris	281
Orthopygia	126	Patania	217	plagalis	158
Orthospila.	205	Pa tissa	58	plagiatalis	227
orthotis	112	Patna	75	planalis	39
Orthotrichophora	99	patnalis	146	Platamonia	192
Oryba	135	pauperalis.	191	Platytes	50
Orybina	135	Pectinigeria	70	Platytesia	14, 53
Osiriaca	275	pelasgalis	130	Plectrona	203
ostentalis	231	Pelecyntis.	207	Pleonectusa	160
Ostorinia	280	Pelena	156	Pleuroptya	217
ostysalis	226	Peoria	66	plexippusalis	176
		Peribona... ..	201	plicatalis... ..	153
pacalis	167	perieresalis	113	plumbalis	181
Pachyarches	232	perirrorata	146	Plumbeolinealis	50
Pachynoa	260	Perispasta	275	poliostolalis	279
Pachyzancla	262	Perisseretma	108	pollutalis	156
Pacoria	108	perspectalis	179	Polycampsis	23, 132
pactolina	279	perspectata	243	Polychorista	255
Pagyda	184	perspicualis	197	Polycorys	217
Paleca	134	Pessocosma	247	Polygrammodes	260
pallida	257	petrochroa	12, 41	Polythlipta	242
pallidalis	162	pfeifferae	235	pomonalis	236
palpalis	200	Phaedropsis	205	portialis	110
panaeusalis	162	phaeoneura	15, 73	postflava... ..	118
Panalipa	63	Phakellura	232	posticalis	27, 183
Pannucha	106	Phalangiodes... ..	242	poujadia... ..	70
panopealis	288	pharaxalis	263	praelata	60
pantherata	177	Phasga	134	Pramadea	217
Pantoecome	263	Phialia	104	Preneopogon... ..	207
Pantographa	217	Philotis	116	prepialis... ..	119
Papua	74	Phlyctaenodes	267	primordialis	180
Paracme	122	phoenicealis	288	Prinanerastia... ..	68
Paracymoriza... ..	153	Phostria... ..	203	princeps... ..	121
Paradosis	232	photias	26, 158	principalis	215
Parapoynx	140	Phryganodes	203	privalis	175
Parasarama	59	phrynealis	178	probalis	288
Paratalanta	279	phycidalis	249	problematica	115
Paravetta	132	Phycita	83	proboscidalis... ..	21, 122
Parbattia	261	pictalis	120	Proboscidophora	106
Parbokla	203	pierpersialis	239	procopia... ..	202
Pardomima	230	pigresalis	265	procopialis	202
Paredra	134	Piletocera.	165	Prodasyncnemis.	275
Parorthaga	96	pilocrocialis	29, 220	prodigalis	153
Parotis... ..	231	Piloptila... ..	263	profundalis	163

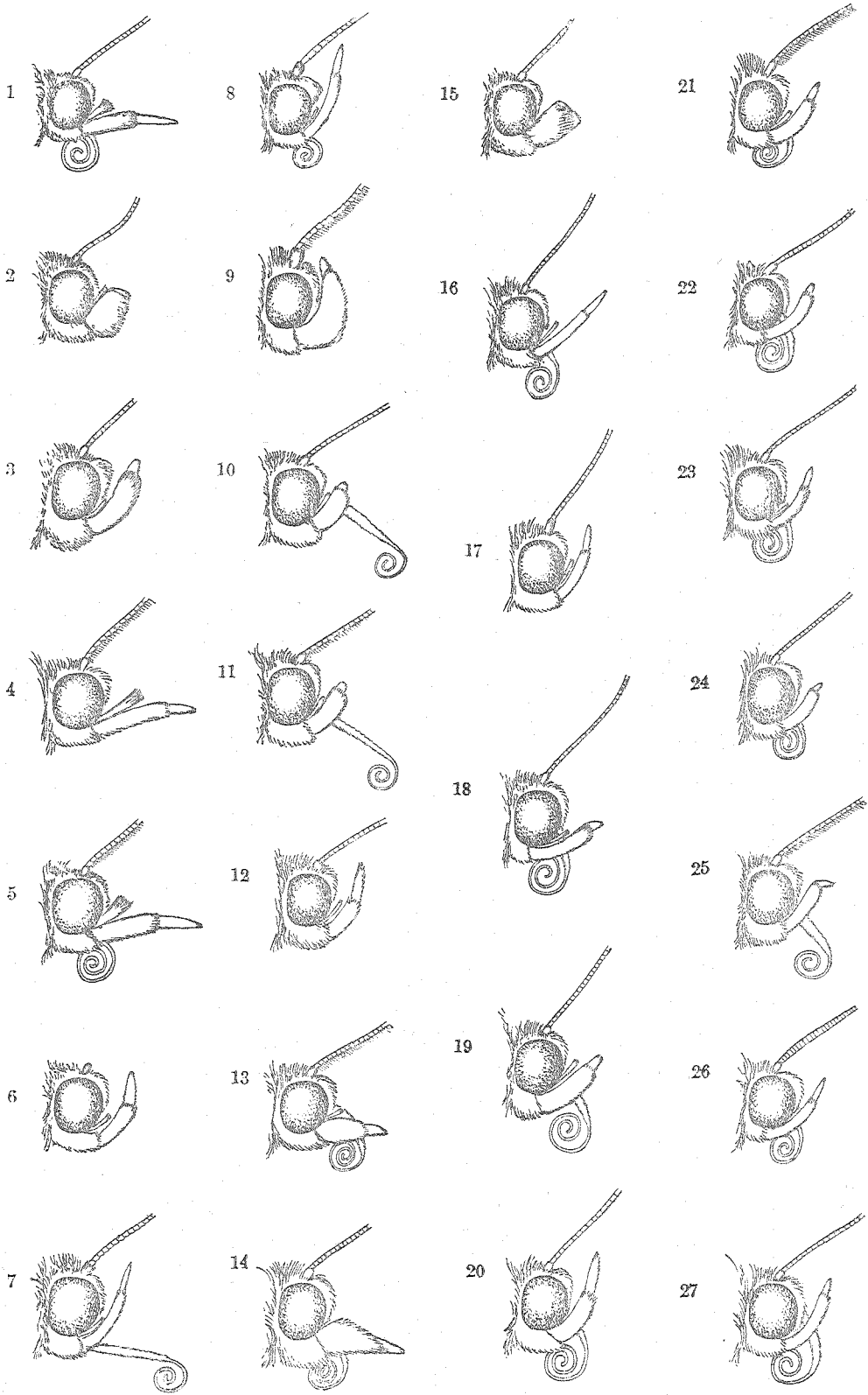
	PAGE		PAGE		PAGE
promiscua	169	radiata	53	Sameodes	247
pronocalis	120	Radorista	201	sanguinella	84
Propachys	135	ramburialis	270	sansibarica	55
Prophantis	252	ratoalis	84	Sarama	104
Prorodes... ..	216	reconditalis	270	Saroscelis	203
Proternia	267	rectilinea	113	Satanastra	174
Protonoceras	249	recurvalis	179	Sathria	217
pruinalis... ..	265	recusata	136	saturnalis	188
Psara	262	reductalis	211	sauterialis	213
Psammotis	168	regalis	117, 121	schaliphora	186
Pseudasopia	126	reniferalis	198	schenklingi	33, 278
Pseudebulea	275	Rehimena	178	Schoenobius	63
pseudoapicalis	30, 244	Rhamphodes	92	scinialis... ..	225
Pseudocera	104	Rhectocraspeda	263	Sciorista... ..	281
Pseudoctenella	55	Rhectothyris	251	Scirpophaga	60
Pseudolocastra	99	Rhinaphe	68	scitalis	142
Pseudopisara	245	rhinthonalis	180	scitivittalis	93
psittacalis.	234, 236	Rhisina	108	Sclerocona	273
Ptilaeola... ..	165	rhodophilalis... ..	254	Scoparia... ..	169
pubescens	114	rhodopteralis... ..	110	Scotomera	134
pueritia	243	rhoecusalis	286	Sebunta	200
pulchella	20, 112	Roeseliodes	104	secunda	29, 209
pulchellalis	121	roecocinctella	19	Seleucia	66
pullatalis... ..	166	rogatalis... ..	247	sellalis	225
pulverata... ..	51	roridalis... ..	252	semifascialis	206
punctellus.	63	rosella	71	semifoedalis	40
punctiferalis	206	rubellalis	284	Semioceros	207
punctigera	84	rubricatalis	185	semitritalis	200
pupalis	21, 121	rubriceps	133	Seneca	79
Puriella	21, 114	rubricundalis	286	Sericoplaga	275
Pycnarmon	26, 174	rudis	129	sepicostella	71
Pycnulia... ..	104	rufescens	134	sericea	157
pyloalis	240	ruficosta	22, 130	sericealis	32, 285
Pyralis	118	rufo-costalis	284	Sestia	232
Pyralocymatophora	174	rufipicata	286	setinalis	248
Pyrausta... ..	280	rufitinctalis	257	sexpunctalis	155
pyraustalis	212, 274	ruminalis	111	shisalis	20, 105
		ruralis	191, 225	shisana	20, 100
quadralis	251	rutilalis	189	sidealis	248
quadrilineata	187			Sigmarrhria	94
quadrimaculalis	228, 229	Sabalis	211	sikkima	103
4-punctata	245	sabelialis	261	simialalis	259
quadripunctellifera	17, 63	sabulinus	93	simplex	54
quaternalis	167, 230	sacadasalis	151	simplicipalpis	72
quiquigera	223	Sacatia	118	Singhalia	73
quinquilineata	187	Sagariphora	182	Singhaliella	72
		salomealis	226	sinhala	41
racialis... ..	122	Saluria	70	sinuosalis	57

PAGE		PAGE		PAGE	
	subjectalis	251	temeratalis	230	
Siriocauta	258	subjunctalis	205, 221	tenellalis	142
Sisyrophora	232	submarginalis	237	tenuis	128
smaragdina	252	subterebrella	79	Tephris	82
Socora	66	subterminellus	46	Terastia	251
sodalis	162	suffactalis	194	terminalis.	33, 194
sokutsensis	130	suffusalis	110, 130, 246	testacea	277
Sozoa	164	suggeralis	120	testulalis... ..	258
Spanista	187	suisharyella	33, 229	Tetracona	182
Spargeta... ..	203	suisharyonalis	33, 195	Tetridia	259
spartiella	93	suisharyonensis	32, 277	Thagora... ..	42
spectandalis	241	Surattha	53	Theila	152
sphendidella	18, 80	surusalis	205	theobromae	41
Spilodes	267	suspicalis..	192	theonalis	109
spissalis	26, 168	sutschana	143	Therapne	118
spondinopa	164	Sybrida	132	thermusalis	109
spodinopella	26	Sylepta	217	Thisanotia	45
Spoladea	178	syleptalis	231	Thliptoceras	249
stagnalis... ..	145	Syllithria	280	thoasalis... ..	260
Stantira	275	sylpharis	240	thoasalis... ..	260
Stegothyris	158	sylvestrella	80	thyasalis	221
stellaris	199	Symmoracma... ..	164	Thysanodesma	207
Stemmatophora	22, 122	Symphonia	147	Thysanoidma... ..	149
Stemorrhages... ..	232	symphonialis	111	Tiarra	66
Stenachroia	42	Synchromia	280	tigrina	206
Stenia	163	Synclita	141	tinealella	84
Stenicula	153	Syngamia	192	Tineopsis	41
Steniodes	164	syntaractis	92	Tinitinoa	67
Stenochora	251	tabidalis	162	tiphalis	193
Stenopteryx	262	taihokualis	200, 226	Tirathaba	39
Stenurges	231	taihorinalis	120	Tobata	232
Stericta	104	taiwanalis25, 62, 86, 131, 148	154, 222, 266, 270	Tocolosida	133
stibialis	181	Taiwanastrapometis	97	torridalis	125
stibiella	84	taiwanella	89	tortualis	59
stigmatalis	278	Talanga	155	tranquillalis	274
stolalis	239	Tamraca... ..	125	translineella	42
straminea	57	Tanaophysa	255	transversalis	158
stramineipennis	68	Tanyethira	108	trapezalis	192
strangulalis	197	taprobanensis... ..	55	Trebania... ..	134
strenualis	283	Tatobotys	159	Trematarcha	160
Strepsimela	165	tapa	287	triangularis	245
Strepsinoma	151	Taurica	103	Trichauchenia	126
striata	105, 202	Tauba	136	Trichotophysa	104
striatalis... ..	51	Tegulifera	137	tricolor	221
stultalis	30, 264	Teliphasa	99	tricoloralis	27, 181
suavalis	286	telphusalis	198	Tricomia	108
subalbescens	266			tridentalis	113
ubcrocealis	286			triferalis... ..	206

	PAGE		PAGE		PAGE
triparalis	216	unicalis	109	vinacealis	259
tripartalis	14, 67	unicinalis	198	virginea	59
tripartella	71	unilinealis	151	viridis	42
tripartita	19, 97	Urola	50	Vobrix	40
tripunctalis	153	usitata	198	Volobilis	86
Trischistognatha	245	ussurialis	280	Volusia	72
tristrialis	210	ustalis	212	vulgalis	211
trithyralis	248	uxorialis... ..	145		
Tritaea	267			Walkeri	260
trivitalis	24, 147	validalis... ..	101	warrenalis	238
Trivolusia	73	variabilis	249	Wikiva	67
troglydytellus	44	variegata	105	Winona	104
tropicalis	250	variegatella	15, 74	witialis	193
Tugela	38	Vatica	203		
turbata	143	velatalis	163	Xanthobathra... ..	146
Tyspanodes	201	venialis	191	xanthogastrella	61
		venosalis... ..	271	Xestula	132
Udea	275	venosata... ..	51	Zania	108
udeoides	254	venosella	136	zelincalis	31, 239
ulitimalis	226	verticalis	225	zelleri	221, 238
Ulotrichodes	136	vespertinalis	248	Zebrodes... ..	205
umbricostella... ..	75	vetusalis... ..	121	zinckenella	93
umbrosa... ..	214	vetustalis	29, 213	Zinckenia	178
umbrosalis	123	vialis	261	zygaenalis	237
undalis	246	vibiusalis	194		
undulalis ,	247	vicinalis... ..	285		
undulinea	254	villidalis	151		

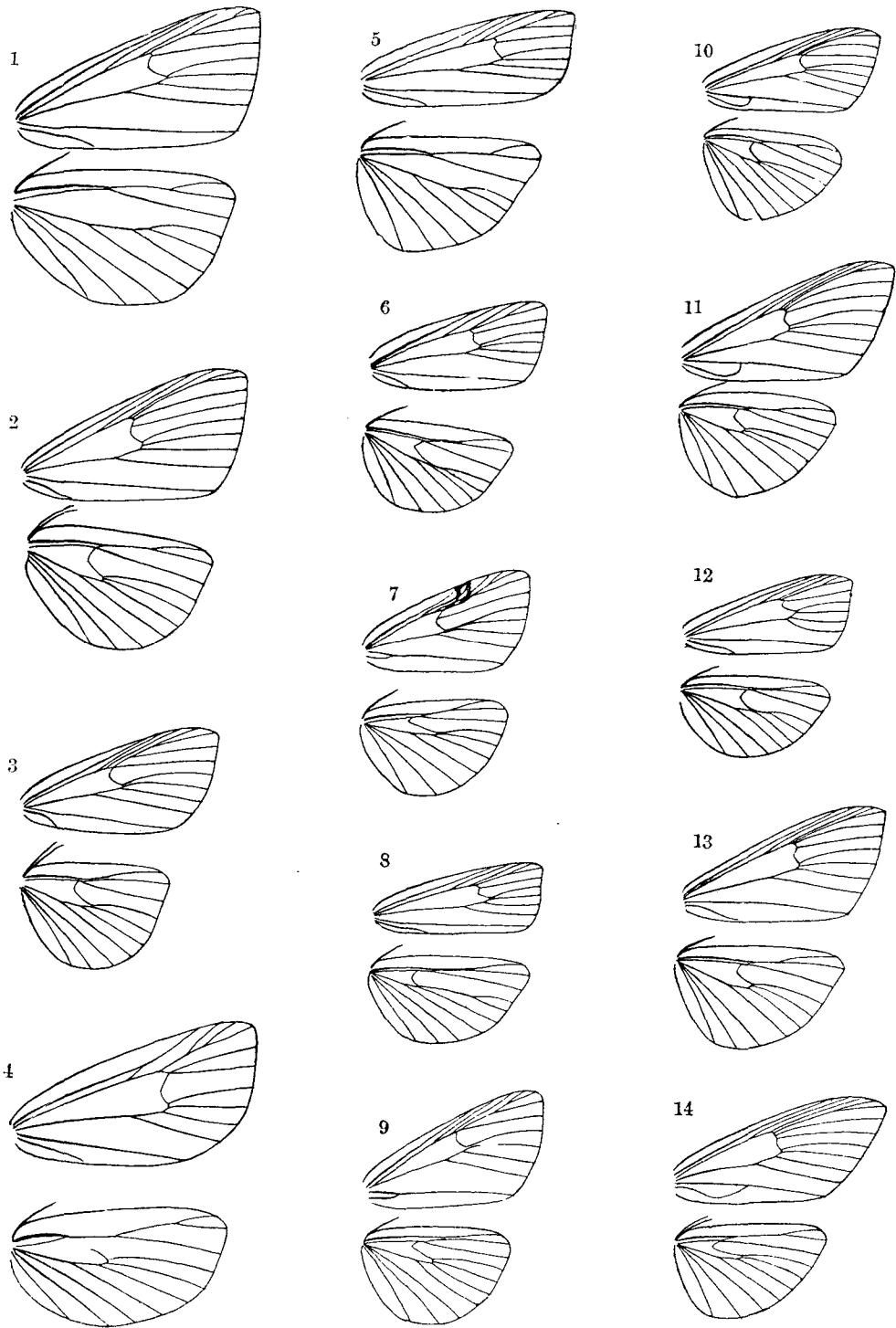
Explanation of Plate I

1. Head of *Crambus baibarellus* sp. nov.
 2. " " *Margaronia pryeri* BUTL. var. *formosana* var. nov.
 3. " " *Stenmatophora mushana* sp. nov.
 4. " " *Eurycraspeda taiwanalis* sp. nov.
 5. " " *Crambus kumatakellus* sp. nov.
 6. " " *Eurhodope ohkunii* sp. nov.
 7. " " *Taiwanastropometis kikuchii* sp. nov.
 8. " " *Volobilis biplaga taiwanella* subsp. nov.
 9. " " *Macalla baibarana* sp. nov.
 10. " " *Sylepta taiwanalis* sp. nov.
 11. " " *Sylepta karenkonis* sp. nov.
 12. " " *Eurhodope basella* sp. nov.
 13. " " *Psara taiwanalis* sp. nov.
 14. " " *Pyrausta baibarensis* sp. nov.
 15. " " *Lamprosema karenkonalis* sp. nov.
 16. " " *Cymoriza taiwanalis* sp. nov.
 17. " " *Eurhodope karenkolla* sp. nov.
 18. " " *Herculia taiwanalis* sp. nov.
 19. " " *Pelena bimaculalis* sp. nov.
 20. " " *Nosophora semitritalis* LED. var. *orbicularis* var. nov.
 21. " " *Stenmatophora flavicaput* sp. nov.
 22. " " *Curena costipunctata* sp. nov.
 23. " " *Pyralis taihorinialis* sp. nov.
 24. " " *Stenmatophora centralis* sp. nov.
 25. " " *Herculia castanealis* sp. nov.
 26. " " *Ilithyia taiwanalis* sp. nov.
 27. " " *Macalla obliquineata* sp. nov.
-



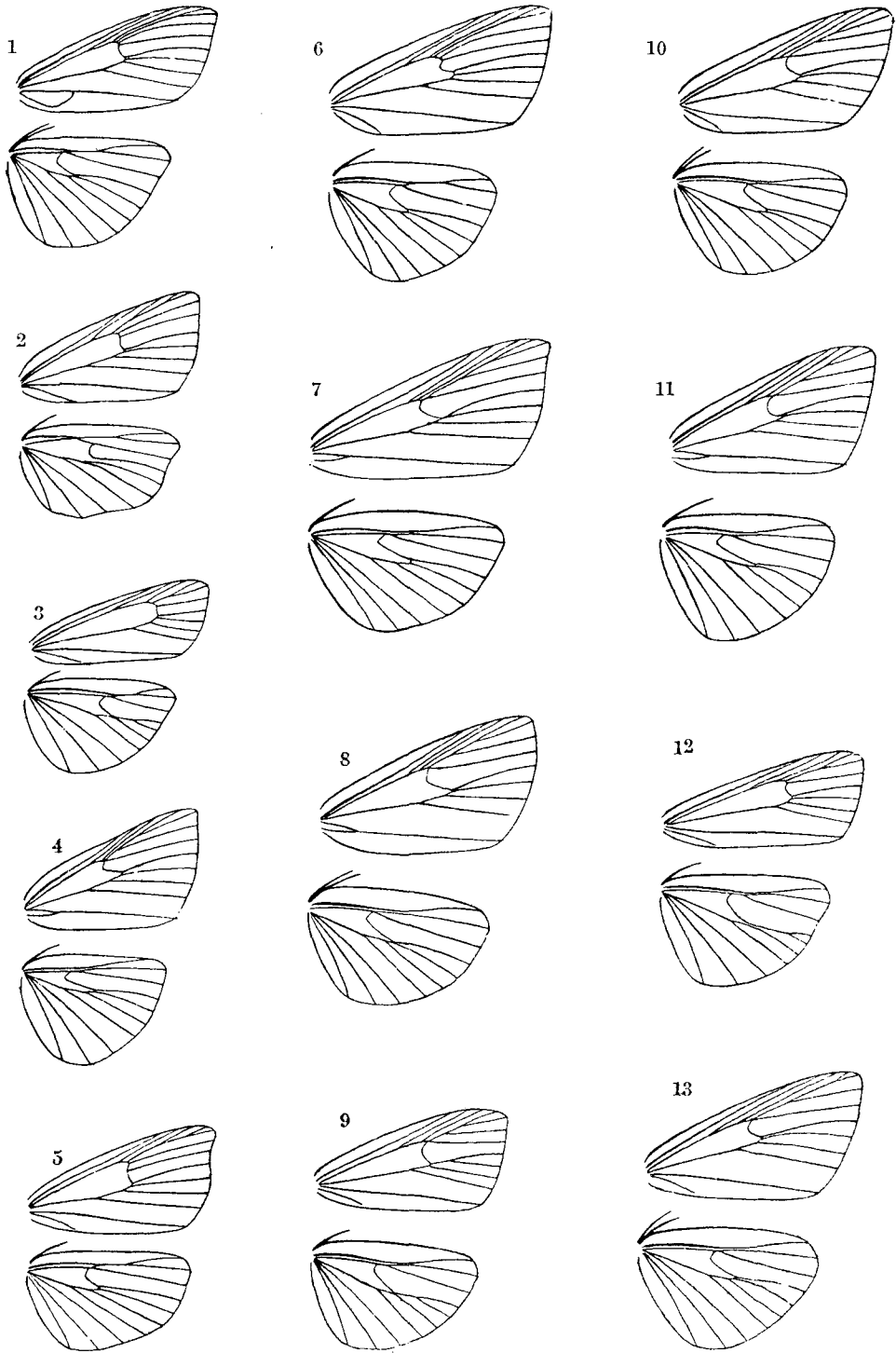
Explanation of Plate II

1. Neuration of *Crambus baibarellus* sp. nov.
 2. " " *Margaronia pryeri* BUTL. var. *formosana* var. nov.
 3. " " *Stemmatophora mushana* sp. nov.
 4. " " *Eurycraspeda taiwanaiis* sp. nov.
 5. " " *Crambus kumatakellus* sp. nov.
 6. " " *Eurhodope ohkunii* sp. nov.
 7. " " *Taiwanastrapometis kikuchii* sp. nov.
 8. " " *Volobitis biplaga taiwanella* subsp. nov.
 9. " " *Macalla baibarana* sp. nov.
 10. " " *Sylepta taiwanalis* sp. nov.
 11. " " *Sylepta karenkonis* sp. nov.
 12. " " *Eurhodope basella* sp. nov.
 13. " " *Psara taiwanalis* sp. nov.
 14. " " *Pyrausta baibarensis* sp. nov.
-



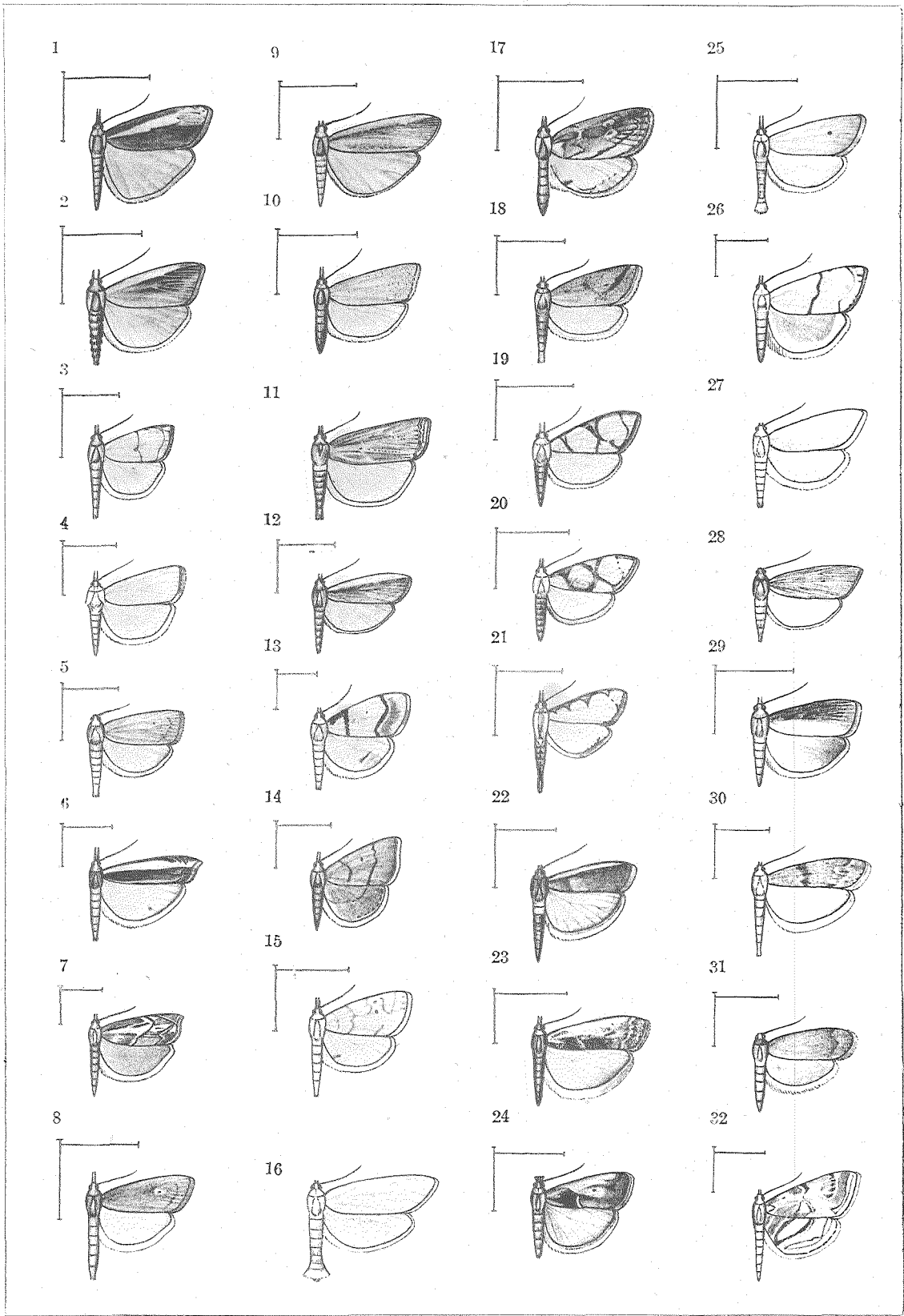
Explanation of Plate III

1. Neuration of *Lamprosema karenkonalis* sp. nov.
 2. " " *Cymoriza taiwanalis* sp. nov.
 3. " " *Eurhodope karenkolla* sp. nov.
 4. " " *Herculia taiwanalis* sp. nov.
 5. " " *Pelena bimaculalis* sp. nov.
 6. " " *Nosophora semitritalis* LED. var. *orbicularis* var. nov.
 7. " " *Stenmatophora flavicaput* sp. nov.
 8. " " *Curena costipunctata* sp. nov.
 9. " " *Pyralis taihorinalis* sp. nov.
 10. " " *Stenmatophora centralis* sp. nov.
 11. " " *Herculia castanealis* sp. nov.
 12. " " *Ilithya taiwanalis* sp. nov.
 13. " " *Macalla obliquilineata* sp. nov.
-



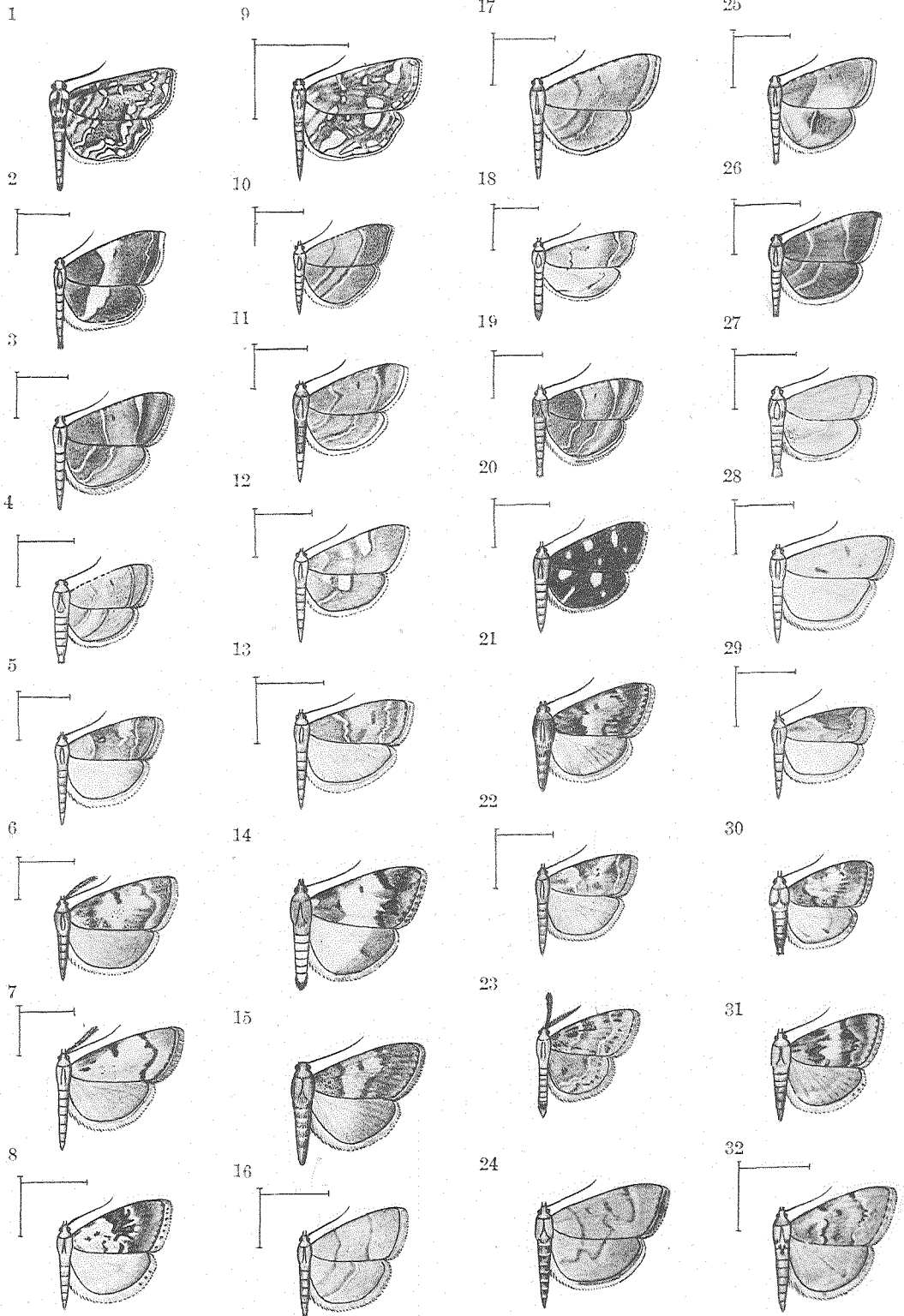
Explanation of Plate IV

1. *Crambus kumatakellus* sp. nov.
 2. *Crambus infixellus* WLK.
 3. *Crambus baibarellus* sp. nov.
 4. *Crambus inclaralis* WLK.
 5. *Crambus anticellus* WLK.
 6. *Crambus maiacellus* DUP.
 7. *Culladia bipunctella* WLMN. et SOUTH
 8. *Chilo infuscatellus* SNELL.
 9. *Rhinophe flavescetella* HMPSN.
 10. *Chilo simplex* BUTL.
 11. *Ancylolomia chrysographella* KLLR.
 12. *Saluria claricostella* RAG.
 13. *Leechia sinuosalis* SOUTH
 14. *Acropentias aureus* BUTL.
 15. *Patissa fulvosparsa* BUTL.
 16. *Scirpophaga praelata* SCOP.
 17. *Eurycrasteda taiwanalis* sp. nov.
 18. *Schoenobius incertellus* WLK. ♂.
 19. *Cirrhochrista kosemponialis* STRAND
 20. *Cirrhochrista kosemponialis* STRAND ab. *bracteolalis* HMPSN.
 21. *Cirrhochrista brizoalis* WLK.
 22. *Etiella zinckenella* TREIT.
 23. *Maxillaria meretrix* STGR.
 24. *Ilithyia hilarella* RAG.
 25. *Schoenobius incertellus* WLK. ♀.
 26. *Argyria interruptella* WLK.
 27. *Scirpophaga nivella* FABR.
 28. *Diatraea venosata* WLK.
 29. *Ilithyia semirubella* SCOP. var. *sanguinella* HBN.
 30. *Ephestia caustella* WLK.
 31. *Achroia grisella* FABR.
 32. *Parthenodes prodigalis* LEECH
-



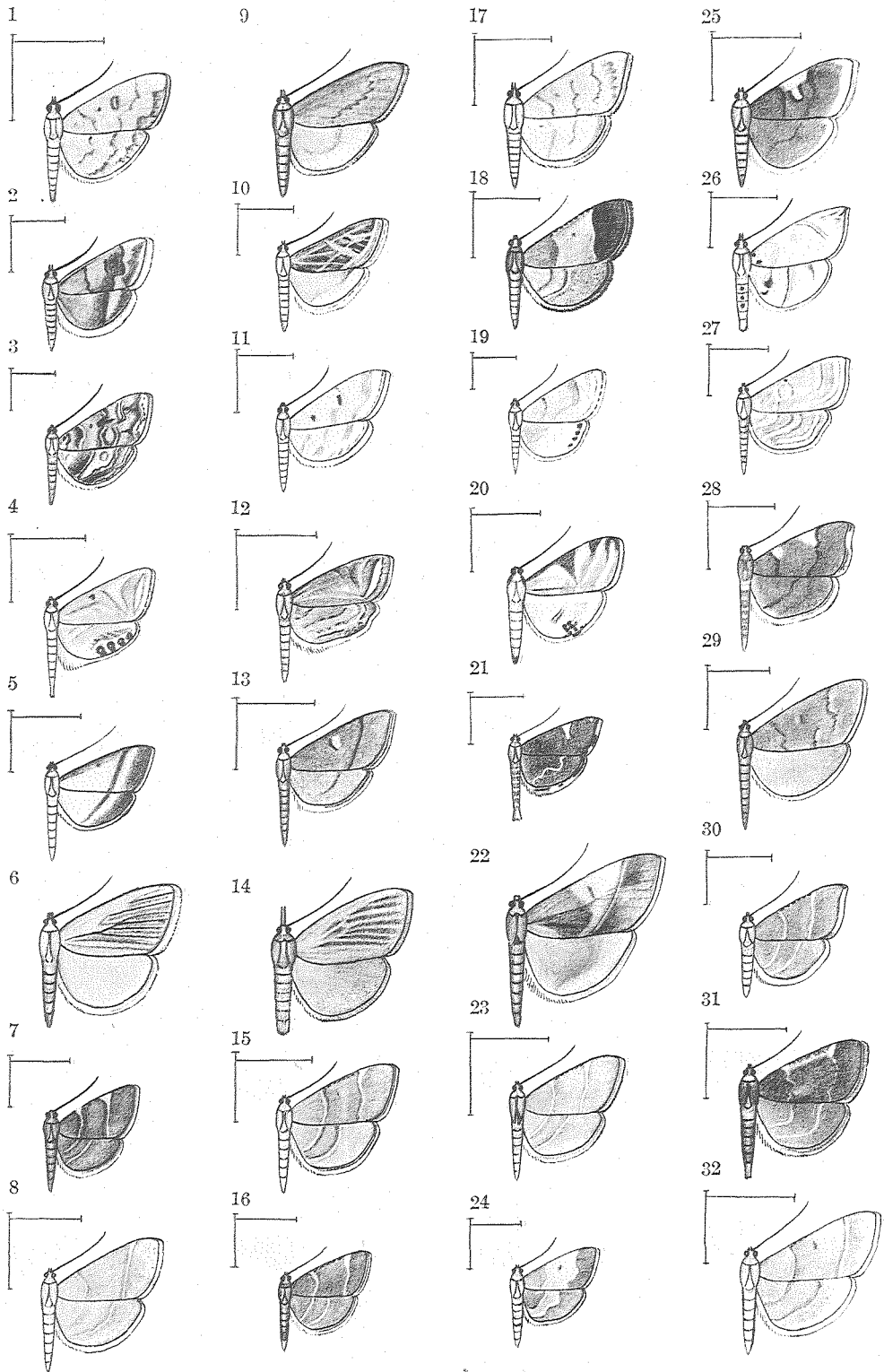
Explanation of Plate V

1. *Cymoriza irrectalis* GN.
 2. *Endotricha metacurialis* HMPSN.
 3. *Pyralis prepialis* HMPSN.
 4. *Endotricha theonalis* WLK.
 5. *Eurhodope basella* sp. nov.
 6. *Lepidogma melanobasis* HMPSN.
 7. *Macalla validalis* WLK.
 8. *Taiwanastrafometis kikuchii* sp. nov.
 9. *Cymoriza taiwanalis* sp. nov.
 10. *Endotricha orthotis* MEYR.
 11. *Hypsopygia postflava* HMPSN.
 12. *Diathrausta brevifascialis* WLMN.
 13. *Eurhodope karenkolla* sp. nov.
 14. *Macalla albifusa* HMPSN.
 15. *Macalla obliquilineata* sp. nov.
 16. *Herculia anpingialis* STRAND
 17. *Endotricha portialis* WLK.
 18. *Diploseustis perieresalis* WLK.
 19. *Pyralis taihorinalis* sp. nov.
 20. *Bocchoris impersalis* ZELL.
 21. *Macalla nubiosa* MOOR.
 22. *Eurhodope ohkunii* HMPSN.
 23. *Coenodomus dulgeoni* HMPSN.
 24. *Lamprosema karenkonalis* sp. nov.
 25. *Endotricha consocia* BUTL.
 26. *Stenmatophora nushana* sp. nov.
 27. *Endotricha hypogrammalis* HMPSN.
 28. *Ilithya taiwanalis* sp. nov.
 29. *Volobiiis bipaga taiwanella* subsp. nov.
 30. *Macalla albifurcatis* HMPSN.
 31. *Orthaga centralis* WLMN. et SOUTH
 32. *Macalla baiarana* sp. nov.
-




Explanation of Plate VI

1. *Pyrausta diniasalis* WLK.
 2. *Pyrausta phoenicealis* HBN.
 3. *Nymphula enixalis* SWINH.
 4. *Eoöphyla conjunctalis* WLMN. et SOUTH
 5. *Stegothyris diagonalis* GN.
 6. *Propachys nigrivena* WLK.
 7. *Herculia ignefimbrialis* HMPSN.
 8. *Herculia imbecilis* MOOR.
 9. *Pyrausta baibarensis* sp. nov.
 10. *Loryma recusata* WLK.
 11. *Nymphula depunctalis* GN.
 12. *Eoöphyla gibbosalis* GN.
 13. *Bradina atopalis* WLK.
 14. *Trebania flavifronalis* LEECH
 15. *Herculia albifimbrialis* HMPSN.
 16. *Stenmatophora flavicaput* sp. nov.
 17. *Pyrausta celatalis* WLK.
 18. *Curena costipunctata* sp. nov.
 19. *Cataclysta angulata* MOOR.
 20. *Talanga sexpunctalis* MOOR.
 21. *Diathrausta profundalis* LED.
 22. *Sybrida inordinata* WLK.
 23. *Herculia castanealis* sp. nov.
 24. *Stenmatophora centralis* sp. nov.
 25. *Pyrausta hyalodiscalis* WARR.
 26. *Nymphula hampsoni* SOUTH
 27. *Ambia colonalis* BREM.
 28. *Pelena bimaculalis* sp. nov.
 29. *Camptomastix hisbonalis* WLK.
 30. *Herculia taiwanalis* sp. nov.
 31. *Stenmatophora fuscibasalis* SNELL.
 32. *Herculia rudis* MOOR.
-



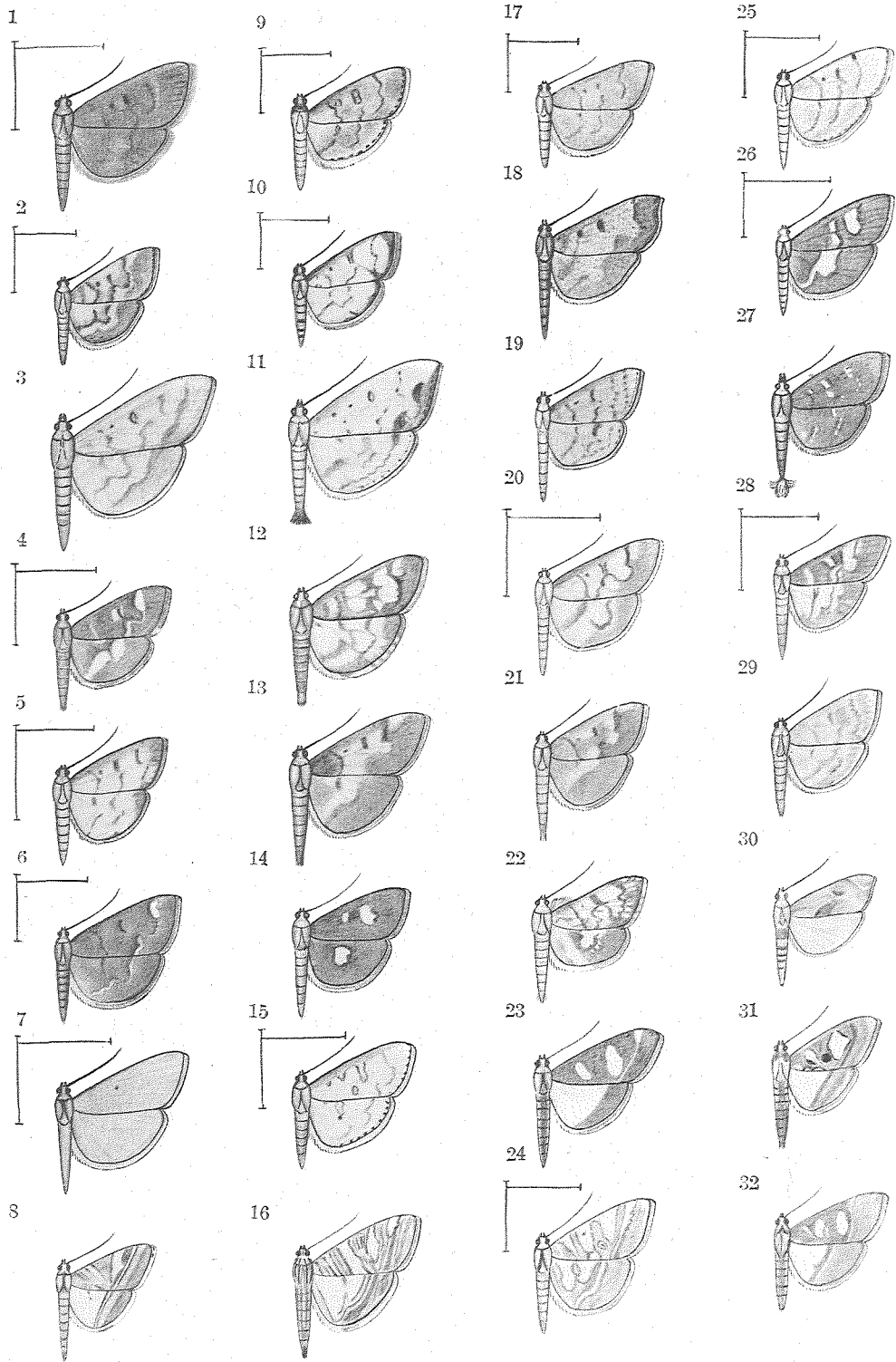
Explanation of Plate VII

1. *Pycnarmon cribrata* FABR.
 2. *Pycnarmon meritalis* WLK.
 3. *Pycnarmon aeriferalis* MOOR.
 4. *Pagyda nebulosa* WLMN. et SCUTH
 5. *Cnaphalocrocis medinalis* GN.
 6. *Bocchoris telphusaëis* WLK.
 7. *Nosophora semitritalis* LED.
 8. *Neurina procopia* SPOLL
 9. *Lamprosema commixta* BUTL.
 10. *Pycnarmon marginalis* SNELL.
 11. *Pycnarmon pantherata* BUTL.
 12. *Hymenia recurvalis* FABR.
 13. *Pagyda botydalis* SNELL.
 14. *Marasmia eryterminalis* HMPSEN.
 15. *Bocchoris atipalis* LED.
 16. *Nosophora semitritalis* LED. var. *orbicularis* var. nov.
 17. *Phostria noctescens* MOOR.
 18. *Lamprosema biformis* BUTL.
 19. *Agrotera nemoralis* SCOP.
 20. *Agrotera discinotata* SWINH.
 21. *Agrotera ornata* WLMN. et SOUTH
 22. *Pagyda quinquelineata* HERING
 23. *Syngamia floridalis* ZELL.
 24. *Bocchoris aptalis* WLK.
 25. *Tyspanodes hypsalis* WARR.
 26. *Dichocrocis punctiferalis* GN.
 27. *Lamprosema chrysorycta* MEYR.
 28. *Agrotera leucostola* HMPSEN.
 29. *Pagyda auroralis* MOOR.
 30. *Pagyda lustralis* SNELL.
 31. *Hydriris ornatalis* DUP.
 32. *Syngamia abruptalis* WLK.
 33. *Nosophora taihokualis* STRAND
 34. *Tyspanodes striata* BUTL.
 35. *Dichocrocis tigrina* MOOR.
 36. *Dichocrocis chlorophanta* BUTL.
-



Explanation of Plate VIII

1. *Lamprosema tristrialis* BREM.
 2. *Lamprosema aëmenalis* GN.
 3. *Botyodes asiaticus* GN.
 4. *Sylepta luctuosa* GN.
 5. *Sylepta balteata* FABR.
 6. *Sylepta dificiens* MOOR.
 7. *Margaronia marinata* FABR.
 8. *Margaronia itysalis* WLK.
 9. *Lamprosema charsalis* WLK.
 10. *Goniorhynchus butyrosa* BUTL.
 11. *Botyodes principalis* LEECH
 12. *Sylepta taiwanalis* sp. nov.
 13. *Sylepta karenkonis* sp. nov.
 14. *Sylepta quadrimaculalis* KLLR.
 15. *Margaronia annulata* FABR.
 16. *Margaronia stolalis* GN.
 17. *Lamprosema sauterialis* STRAND
 18. *Ceratarcha umbrosa* SWINH.
 19. *Botyodes caidusalis* WLK.
 20. *Sylepta euryterminalis* HMPSN.
 21. *Sylepta costalis* MOOR.
 22. *Eurhypharodes contortalis* HMPSN.
 23. *Margaronia actorionalis* WLK.
 24. *Margaronia pryeri* BUTL. var. *formosana* var. nov.
 25. *Lamprosema indicata* FABR.
 26. *Sylepta tricolor* BUTL.
 27. *Prorodes mimica* SWINH.
 28. *Sylepta dissipatalis* LED.
 29. *Sylepta ruralis* SCOP.
 30. *Agathodes ostentalis* HBN. et GYR.
 31. *Margaronia bivittalis* GN.
 32. *Margaronia crithealis* WLK.
-



Explanation of Plate IX

1. *Margaronia canthusalis* WLK.
 2. *Leucinodes apicalis* HMPSN.
 3. *Protonoceras capitalis* FABR.
 4. *Hyalobathra caenostolalis* SNELL.
 5. *Maruca amboinalis* FELD. et ROG.
 6. *Psara licarsisalis* WLK.
 7. *Discothyris ferruginata* MOOR.
 8. *Calamochrous tranquillalis* LED.
 9. *Polythipta divaricata* MOOR.
 10. *Crocidolomia suffusalis* HMPSN.
 11. *Ischnurges octoguttalis* FELD. et ROG.
 12. *Hyalobathra filalis* GN.
 13. *Tetriüta vinacealis* MOOR.
 14. *Psara mimeticalis* HERING
 15. *Diasemia impulsalis* WLK. var. *taiwanalis* var. nov.
 16. *Metasia coniotalis* HMPSN.
 17. *Nausinoë perspectata* FABR.
 18. *Epipagis setinalis* HMPSN.
 19. *Ischnurges gratiosalis* WLK.
 20. *Crocidophora evenoralis* WLK.
 21. *Polygrammodes thoosalis* WLK.
 22. *Psara cynaralis* WLK.
 23. *Hemiscopis cinerea* WARR.
 24. *Udea minnehaha* PRYER
 25. *Nausinoë geometralis* GN.
 26. *Epipagis miltochristalis* HMPSN.
 27. *Hyalobathra illectalis* WLK.
 28. *Crocidophora pallida* MOOR.
 29. *Parbattia vialis* MOOR.
 30. *Psara taiwanalis* sp. nov.
 31. *Noorda ignealis* HMPSN.
 32. *Pyrausta obliquata* MOOR.
-

