



Title	The palladium-catalyzed cross-coupling reaction of 9-organothio-9-borabicyclo[3.3.1]nonanes with organic electrophiles: Synthesis of unsymmetrical sulfides
Author(s)	Ishiyama, Tatsuo; Mori, Masashi; Suzuki, Akira; Miyaura, Norio
Citation	Journal of Organometallic Chemistry, 525(1-2), 225-231 <a href="https://doi.org/10.1016/S0022-328X(96)06495-9">https://doi.org/10.1016/S0022-328X(96)06495-9</a>
Issue Date	1996-11-15
Doc URL	<a href="http://hdl.handle.net/2115/56159">http://hdl.handle.net/2115/56159</a>
Type	article (author version)
File Information	(11) RS-B + X-R (Full).pdf



[Instructions for use](#)

The Palladium-Catalyzed Cross-Coupling Reaction of 9-(Organothio)-9-borabicyclo[3.3.1]nonanes with Organic Electrophiles: Synthesis of Unsymmetrical Sulfides

Tatsuo Ishiyama, Masashi Mori, Akira Suzuki, and Norio Miyaura\*

Division of Molecular Chemistry, Faculty of Engineering, Hokkaido University, Sapporo 060, Japan

Abstract

The synthesis of unsymmetrical sulfides was carried out in high yields by the palladium-catalyzed cross-coupling reaction of 9-(organothio)-9-borabicyclo[3.3.1]nonane (9-(RS)-9-BBN) with organic electrophiles, such as iodoarenes, 1-iodo-1-alkenes, allyl carbonate, and propargyl carbonate. Iodoarenes and 1-iodo-1-alkenes were smoothly converted into the corresponding sulfides at 50 °C in the presence of PdCl<sub>2</sub>(dppf) (3 mol%) and K<sub>3</sub>P<sub>0</sub>4 (3 equivs) in DMF. On the other hand, the cross-couplings of 9-(RS)-9-BBN with allyl and propargyl carbonates proceeded in DMF without any assistance of bases. The both reactions catalyzed by a Pd(dba)<sub>2</sub>-dppf catalyst regioselectively produced allyl and allenyl sulfides, respectively. The scope and limitation, as well as the effects of varying the reaction conditions, were discussed.

1. Introduction

The transition metal-catalyzed cross-coupling reaction of sulfur nucleophiles with organic electrophiles is an attractive and straightforward method to synthesize aryl and vinyl sulfides with high regio- and stereoselectivity. A number of metal thioalkoxides, including lithium,<sup>1</sup> sodium,<sup>2</sup> silicon,<sup>3</sup> potassium,<sup>3a,4</sup> and tin,<sup>5</sup> has been successfully utilized, but the reaction of boron-sulfur reagents<sup>6</sup> has not been yet investigated. We recently reported the palladium(0)-catalyzed thioboration<sup>7</sup> of terminal alkynes with 9-(organothio)-9-borabicyclo[3.3.1]nonane (9-(RS)-9-BBN) derivatives<sup>8</sup> (1) to provide (Z)-[b-(thiovinyl)]boranes and their cross-coupling reaction with organic halides to give 1-alkenyl sulfides. The reaction was carried out under mild conditions (at 50 °C) with high stereoselectivity, without catalyst poisoning, and was tolerated to a wide variety of functional groups.<sup>6b,9</sup> Since 1 is readily available by the dehydrogenative condensation of 9-BBN with thiols, the results prompted us to examine other transition

metal-catalyzed reactions of 1. We found that the cross-coupling reaction of 1 with organic electrophiles (2) readily catalyzed by PdCl<sub>2</sub>(dppf) under very mild conditions to afford unsymmetrical sulfides (3) in excellent yields (eq 1).

insert Eq 1

## 2. Results and discussion

### 2.1. Reaction conditions

The reaction conditions were optimized at 50 °C using 1 (R<sub>1</sub> = Ph) and iodobenzene (Table 1). The cross-coupling reaction of organoboron reagents with organic halides proceeds in the presence of palladium catalyst and base. A suitable base is again essential for the present coupling reaction. The use of powdered K<sub>3</sub>P<sub>0</sub>4 suspended in DMF was recognized to be most effective (entry 1), because strong bases or weak bases, such as powdered KOH or K<sub>2</sub>CO<sub>3</sub>, resulted in low yields (entries 2 and 3). As for the ligand on the palladium catalyst, 1,1'-bis(diphenylphosphino)ferrocene (dppf)<sup>11</sup> revealed an extremely high catalyst activity. The reaction produced 3 in quantitative yields within 5 h when using PdCl<sub>2</sub>(dppf) or Pd(dba)<sub>2</sub>/2dppf as a catalyst (entries 1 and 4). Although Pd(PPh<sub>3</sub>)<sub>4</sub> has been used as a catalyst for such coupling reaction of thioalkoxides,<sup>1-5</sup> the activity was quite low for the present reaction presumably due to the slow rate of reductive elimination from PhS-Pd(II)-Ph intermediate (entry 5). Other bidentate phosphine ligands, such as dppb, dppp, and dppe, were ineffective (entries 6-8). For all these coupling reactions in the presence of K<sub>3</sub>P<sub>0</sub>4, the polar solvents accelerate the reaction rate: e. g., DMF > dioxane > toluene.

insert Table 1

### 2.2. A relative reactivity of the representative thioalkoxides

Various metal thioalkoxides have been used for the cross-coupling with organic halides.<sup>1-5</sup> To examine the effect of metal ions on the reaction rate, iodobenzene was allowed to react with representative metal thiophenoxides under neutral conditions or in the presence of K<sub>3</sub>P<sub>0</sub>4 (Table 2). Under neutral conditions, the trimethylstannyl thiophenoxide revealed higher reactivity than the 9-BBN or the trimethylsilyl derivative; however, the reactions of lithium and sodium thiophenoxide were very slow, presumably due

to the catalyst poisoning by coordination of sulfur anion to the palladium metal. In contrast, a dramatic rate enhancement was observed on the reactions of the boron, silicon, and tin reagents in the presence of K<sub>3</sub>P<sub>04</sub>. Although the coupling reaction of stannyl thiophenoxides with organic halides have been carried out under neutral conditions at rather high temperatures (100–120 °C),<sup>5</sup> it is quite interesting that the presence of base extremely accelerated the rates of the reaction (entry 5). The base may increase the nucleophilicity of the thio groups by their coordination to the metals to accelerate the rate of transmetalation to the palladium(II) halides.<sup>12</sup> The mechanism involving smooth transmetalation between these sulfur nucleophiles and oxopalladium(II) intermediate<sup>13</sup> generated by the displacement of halide ligand on palladium with the base is considered as an alternative pathway.<sup>12, 14</sup> The presence of base similarly accelerates the palladium-catalyzed cross-coupling reaction of organoboron,<sup>10, 12, 14</sup> -silicon,<sup>15</sup> and -tin<sup>16</sup> compounds.

insert Table 2

### 2.3. Reaction scope

A various (alkylthio)- or (arylthio)boron compounds can be used for the cross-coupling. A comparison of 9-(arylthio)- and 9-(alkylthio)-9-BBN during the coupling with iodobenzene in the presence of PdCl<sub>2</sub>(dppf) and K<sub>3</sub>P<sub>04</sub> in DMF (Table 3) demonstrated that both reagents produce 3 in a range of 80–98 % yields (entries 1–6). The reaction with (arylthio)boranes having electron-withdrawing groups such as (4-chlorophenylthio)borane (entry 3), or sterically less hindered primary (alkylthio)boranes such as (butylthio)borane (entry 4) was very slow at 50 °C, and they gave satisfactory yields at over 80 °C. The coupling reaction of (benzylthio)borane was also very slow at 50 °C and provided a very low yield of benzyl phenyl sulfide (18 %) together with dibenzyl sulfide (7 %) at 120 °C (entry 7). Presumably, the benzyl phenyl sulfide undergoes oxidative addition<sup>17</sup> to palladium(0) complexes to produce a PhCH<sub>2</sub>-Pd(II)-SPh species; thus, such side reaction may consume the product and undergoes the further coupling with (benzylthio)borane leading to dibenzyl sulfide. The nickel(0)-catalyzed cross-coupling of thiolate anions with aryl halides has been also suffered from such by-product formation.<sup>4a</sup>

insert Table 3

In Table 4, the representative results of the palladium-catalyzed cross-coupling reaction of 1 with 2 are summarized. The high yields were readily achieved for the representative iodoarenes, while the reactions with bromides resulted in low yields. There were no large difference in the yields and the reaction rates between aryl iodides having an electron-donating and an electron-withdrawing substituents, and both iodoarenes were completely consumed within 5 h at 50 °C (entries 1-4). 2-Iodotoluene quantitatively coupled with 1 (R1=tBu) at 50 °C (entry 5), but the reaction of iodomesitylene with 1 (R1=Ph) failed at 80 °C due to the steric hindrance. The reaction with 1-iodo-1-alkenes produced the corresponding 3 in high yields with retention of configuration (entries 7-9).

insert Table 4

We previously reported that the cross-coupling reaction of propargyl carbonates with organoboranes or organoboronates smoothly proceeds without any assistance of bases because the oxidative addition produces the alkoxopalladium(II) species able to transmetalate with boron reagents under neutral conditions.<sup>18</sup> Indeed, geranyl carbonate smoothly coupled with 1 (R1 = Ph) in DMF at 80 °C in the presence of 3 mol% of Pd(dba)<sub>2</sub>/dppf to regioselectively provide the terminal coupling product in 93 % yield (eq 2). The oxidative addition of propargyl carbonate to palladium(0) through an allylic rearrangement led to the allenyl sulfide as the sole product under similar neutral conditions<sup>18</sup> (eq 3).

insert Eqs 2 and 3

#### 2.4. Reaction mechanism

The reaction may proceed through a mechanism<sup>19</sup> similar to that of palladium-catalyzed coupling reactions of metal-sulfur compounds which involves (a) the oxidative addition of organic halide to palladium(0) complex to give X-Pd(II)-R<sub>2</sub> (4), (b) the transfer of R<sub>1</sub>S group on boron to 4 in an aid of base, and (c) the reductive elimination of 3 from R<sub>1</sub>S-Pd(II)-R<sub>2</sub> (5) (Figure 1).

insert Figure 1

Hartwig has recently demonstrated that the addition of sodium alkyl thiolates to **4** provided aryl alkyl thiolate complexes,  $[(dppe)Pd(StBu)(Ar)]$  (**6**) which corresponds to **5**, were stable at room temperature.<sup>20</sup> In contrast to C-C bond-forming reactions,<sup>21</sup> the reductive elimination from **6** was accelerated by electron-withdrawing substituents on Ar group, suggesting a transition state that contains some character analogous to nucleophilic aromatic substitutions.<sup>22</sup> The electron-withdrawing groups in haloarenes, in general, accelerate the oxidative addition step and presumably also the transmetalation step; thus, the presence of these groups may accelerate the overall catalytic cycle. However, the present reaction of **1** (R1=Ph) revealed no appreciable reaction rate difference between unsubstituted and substituted iodoarenes with 4-Me<sub>2</sub>N or 4-CO<sub>2</sub>Me (entries 1-3 in Table 4). The reaction rates were more strongly affected by the ligands on the palladium catalysts decreasing in a order of dppf  $\gg$  dppb  $>$  dppp  $>$  dppe (entries 4, 6-8 in Table 1). Although the effect of these ligands on the oxidative addition or the transmetalation step has not been fully investigated, the relative activity can be parallel to the bond angles of L<sub>2</sub>PdCl<sub>2</sub> (L<sub>2</sub> = bidentate phosphine ligands) in which the large P-Pd-P bond angle and the small Cl-Pd-Cl bond angle favors the reductive elimination from **5**.<sup>23</sup>

### 3. Experimental details

All the experiments were carried out under nitrogen atmosphere. IR spectra were taken on a Hitachi Perkin-Elmer Model 125 spectrometer. <sup>1</sup>H NMR spectra were recorded in CDCl<sub>3</sub> by a Hitachi R-90H (90 MHz) spectrometer using Me<sub>4</sub>Si as an internal standard. Mass spectra were obtained with a Finnigan ITD 800 for the GC-MS analyses and a JEOL JMS-DX303 for the high-resolution analyses. GC analyses were performed using a Hitachi 263 equipped with a stainless steel column (OV-17 on Uniport B, 2 m).

#### 3.1. Materials and reagents

Solvents were purified by distillation from appropriate drying reagents. 9-(Organothio)-9-BBN derivatives were prepared by the dehydrogenative condensation of 9-BBN with the corresponding thiols. 7, 8 Lithium<sup>1b</sup> and sodium<sup>2d</sup> thiophenoxide were prepared by the reported procedures. (Phenylthio)trimethylsilane and -stannane were obtained by the reaction of lithium thiophenoxide with chlorotrimethylsilane and bromotrimethylstannane, respectively. 3b Dichloro[1,1- $\eta$ -bis(diphenylphosphino)ferrocene]palladium(II) (PdCl<sub>2</sub>(dppf))<sup>23</sup> and

bis(dibenzylideneacetone)palladium(0) (Pd(dba)<sub>2</sub>)<sub>24</sub> were prepared by using the literature procedures. 4-Iodo-N,N-dimethylaniline,<sup>25</sup> 2-iodo-1-octene,<sup>26</sup> (E)-1-iodo-1-hexene,<sup>27</sup> (E)-b-iodostyrene,<sup>27</sup> and (E)-3,3-dimethyl-1-iodo-1-butene<sup>27</sup> were synthesized by the reported procedures.

### 3.2. Reaction conditions (Table 1)

The best conditions for the preparation of diphenyl sulfide were determined by the following general procedure. Palladium complex (0.03 mmol) and a base (3 mmol) were added to a flask equipped with a reflux condenser, a septum inlet, and a magnetic stirring bar. The flask was flushed with nitrogen and charged with 6 mL of solvent. Iodobenzene (204 mg, 1.0 mmol) and 9-(phenylthio)-9-BBN (1, R<sub>1</sub>=Ph) (253 mg, 1.1 mmol) were added by means of a hypodermic syringe through the septum inlet. The mixture was then stirred at 50 °C for 5 h. The product was extracted with benzene (20 mL), washed with water three times to remove DMF, and dried over magnesium sulfate. The yields based on iodobenzene were determined by GLC using hexadecane as an internal standard.

### 3.3. A relative reactivity of the representative thioalkoxides (Table 2)

To a flask were added PdCl<sub>2</sub>(dppf) (22 mg, 0.03 mmol) and K<sub>3</sub>P<sub>04</sub> (636 mg, 3 mmol), and the flask was flushed with nitrogen. DMF (6 mL), iodobenzene (204 mg, 1.0 mmol), and metal thiophenoxide (1.1 mmol) were added, and the mixture was then stirred at 50 °C for 5 h. The coupling in the absence of K<sub>3</sub>P<sub>04</sub> was conducted under similar conditions.

### 3.4. General procedure for the coupling of 1 with aryl or 1-alkenyl iodides (Tables 3 and 4)

A flask, equipped with a magnetic stirring bar, a septum inlet, and a reflux condenser, was charged with PdCl<sub>2</sub>(dppf) (22 mg, 0.03 mmol) and K<sub>3</sub>P<sub>04</sub> (636 mg, 3 mmol) and then flushed with nitrogen. DMF (6 mL), a halide (1.0 mmol), and 9-(organothio)-9-BBN (1.1 mmol) were successively added. After being stirred at 50 °C for 5 h, the reaction mixture was cooled to room temperature, diluted with benzene (20 mL), repeatedly washed with water to remove DMF (3 times), and finally dried over magnesium sulfate. The isolation of products was carried out by chromatography over silica gel.

The following compounds were prepared by the above general procedure.

#### 3.4.1. Phenyl p-tolyl sulfide

n<sub>D</sub> 1.6173; IR (film) 3050, 2930, 1590, 1490, 1480, 1440, 1090, 1020, 810, 740, 690 cm<sup>-1</sup>; <sup>1</sup>H NMR δ 2.34 (s, 3 H), 7.12 (d, 2 H, J = 8.1 Hz), 7.1-7.3 (m, 5 H), 7.30 (d, 2 H, J = 9.5 Hz); MS (ITD) m/e 51 (22), 65 (14), 77 (8), 91 (18), 185 (19), 200 (M<sup>+</sup>, 100);

exact mass calcd for C<sub>13</sub>H<sub>12</sub>S 200.0660, found 200.0643.

#### 3.4.2. 4-Chlorodiphenyl sulfide

nD 1.6344; IR (film) 3060, 1590, 1480, 1090, 1010, 820, 740, 690 cm<sup>-1</sup>; <sup>1</sup>H NMR d 7.1-7.3 (m, 5 H), 7.2-7.4 (m, 4 H); MS (ITD) m/e 51 (50), 75 (16), 108 (12), 152 (6), 185 (50), 220 (M<sup>+</sup>, 100); exact mass calcd for C<sub>12</sub>H<sub>9</sub>SCl 220.0114, found 220.0097.

#### 3.4.3. Butyl phenyl sulfide

nD 1.5483; IR (film) 3060, 2960, 2870, 1590, 1480, 1440, 1090, 1020, 740, 690 cm<sup>-1</sup>; <sup>1</sup>H NMR d 0.92 (t, 3 H, J = 7.0 Hz), 1.2-1.8 (m, 4 H), 2.92 (t, 2 H, J = 7.0 Hz), 7.1-7.4 (m, 5 H); MS (ITD) m/e 51 (2), 57 (2), 65 (5), 110 (9), 123 (6), 166 (M<sup>+</sup>, 100); exact mass calcd for C<sub>10</sub>H<sub>14</sub>S 166.0816, found 166.0809.

#### 3.4.4. sec-Butyl phenyl sulfide

nD 1.5393; IR (film) 3080, 2980, 2940, 1590, 1490, 1440, 1100, 1030, 740, 690 cm<sup>-1</sup>; <sup>1</sup>H NMR d 1.01 (t, 3 H, J = 7.1 Hz), 1.27 (d, 3 H, J = 6.8 Hz), 1.4-1.8 (m, 2 H), 3.0-3.4 (m, 1 H), 7.1-7.5 (m, 5 H); MS (ITD) m/e 65 (2), 109 (3), 137 (1), 166 (M<sup>+</sup>, 100); exact mass calcd for C<sub>10</sub>H<sub>14</sub>S 166.0816, found 166.0801.

#### 3.4.5. tert-Butyl phenyl sulfide

nD 1.5305; IR (film) 3080, 2960, 1480, 1440, 1370, 1170, 1030, 750, 690 cm<sup>-1</sup>; <sup>1</sup>H NMR d 1.29 (s, 9 H), 7.2-7.4 (m, 3 H), 7.4-7.6 (m, 2 H); MS (ITD) m/e 57 (35), 65 (5), 110 (34), 166 (M<sup>+</sup>, 100); exact mass calcd for C<sub>10</sub>H<sub>14</sub>S 166.0816, found 166.0811.

#### 3.4.6. 4-(Phenylthio)-N,N-dimethylaniline

mp 67 °C; IR (Nujol) 2930, 1600, 1510, 1460, 1380, 820, 740, 690 cm<sup>-1</sup>; <sup>1</sup>H NMR d 2.97 (s, 6 H), 6.69 (d, 2 H, J = 9.0 Hz), 7.0-7.2 (m, 5 H), 7.38 (d, 2 H, J = 9.0 Hz); MS (ITD) m/e 51 (27), 77 (16), 109 (10), 136 (7), 152 (13), 196 (20), 229 (M<sup>+</sup>, 100); exact mass calcd for C<sub>14</sub>H<sub>15</sub>NS 229.0926, found 229.0923.

#### 3.4.7. Methyl 4-(phenylthio)benzoate

mp 79 °C; IR (Nujol) 2950, 1720, 1600, 1460, 1380, 1280, 1120, 760, 690 cm<sup>-1</sup>; <sup>1</sup>H NMR d 3.88 (s, 3 H), 7.20 (d, 2 H, J = 8.6 Hz), 7.3-7.6 (m, 5 H), 7.89 (d, 2 H, J = 8.6 Hz); MS (ITD) m/e 51 (22), 69 (10), 108 (8), 137 (4), 152 (7), 184 (23), 213 (49), 244 (M<sup>+</sup>, 100); exact mass calcd for C<sub>14</sub>H<sub>12</sub>O<sub>2</sub>S 244.0558, found 244.0541.

#### 3.4.8. 4-(sec-Butylthio)benzotrile

nD 1.5748; IR (film) 3070, 2980, 2940, 2240, 1600, 1490, 1460, 1090, 820 cm<sup>-1</sup>; <sup>1</sup>H NMR d 1.03 (t, 3 H, J = 7.3 Hz), 1.34 (d, 3 H, J = 6.6 Hz), 1.5-1.8 (m, 2 H), 3.1-3.5 (m, 1 H), 7.34 (d, 2 H, J = 9.0 Hz), 7.53 (d, 2 H, J = 8.4 Hz); MS (ITD) m/e 50 (4), 57



(31), 63 (8), 75 (3), 90 (5), 135 (26), 162 (3), 191 (M<sup>+</sup>, 100); exact mass calcd for C<sub>11</sub>H<sub>13</sub>NS 191.0769, found 191.0769.

#### 3.4.9. tert-Butyl o-tolyl sulfide

nD 1.5324; IR (film) 3070, 2970, 1480, 1360, 1170, 760 cm<sup>-1</sup>; <sup>1</sup>H NMR d 1.29 (s, 9 H), 2.52 (s, 3 H), 7.0–7.3 (m, 3 H), 7.53 (d, 1 H, J = 5.9 Hz); MS (ITD) m/e 51 (5), 57 (73), 65 (4), 77 (6), 91 (52), 124 (74), 180 (M<sup>+</sup>, 100); exact mass calcd for C<sub>11</sub>H<sub>16</sub>S 180.0973, found 180.0962.

#### 3.4.10. 2-(Phenylthio)-1-octene

nD 1.5314; IR (film) 3070, 2930, 2850, 1610, 1580, 1480, 1440, 1020, 750, 690 cm<sup>-1</sup>; <sup>1</sup>H NMR d 0.88 (t, 3 H, J = 5.7 Hz), 1.1–1.8 (m, 8 H), 2.23 (t, 2 H, J = 7.1 Hz), 4.87 (s, 1 H), 5.14 (s, 1 H), 7.2–7.5 (m, 5 H); MS (ITD) m/e 59 (33), 69 (36), 81 (22), 110 (97), 135 (78), 150 (67), 221 (M<sup>+</sup> + 1, 100); exact mass calcd for C<sub>14</sub>H<sub>20</sub>S 220.1285, found 220.1305.

#### 3.4.11. (E)-1-(p-Tolylthio)-1-hexene

nD 1.5470; IR (film) 3030, 2940, 2860, 1490, 1470, 1100, 960, 800 cm<sup>-1</sup>; <sup>1</sup>H NMR d 0.90 (t, 3 H, J = 6.5 Hz), 1.2–1.6 (m, 4 H), 2.15 (q, 2 H, J = 6.2 Hz), 2.32 (s, 3 H), 5.88 (dt, 1 H, J = 15.0 and 7.3 Hz), 6.13 (d, 1 H, J = 15.2 Hz), 7.11 (d, 2 H, J = 5.3 Hz), 7.22 (d, 2 H, J = 5.9 Hz); MS (ITD) m/e 55 (23), 65 (30), 79 (21), 91 (59), 124 (74), 130 (80), 148 (24), 163 (63), 206 (M<sup>+</sup>, 100); exact mass calcd for C<sub>13</sub>H<sub>18</sub>S 206.1130, found 206.1127.

#### 3.4.12. (E)-1-(sec-Butylthio)-2-phenylethene

nD 1.5843; IR (film) 3040, 2980, 2940, 1600, 1450, 940, 740, 690 cm<sup>-1</sup>; <sup>1</sup>H NMR d 1.02 (t, 3 H, J = 7.3 Hz), 1.36 (d, 3 H, J = 6.8 Hz), 1.5–1.8 (m, 2 H), 2.8–3.2 (m, 1 H), 6.54 (d, 1 H, J = 15.4 Hz), 6.78 (d, 1 H, J = 15.6 Hz), 7.0–7.4 (m, 5 H); MS (ITD) m/e 51 (9), 65 (7), 77 (5), 91 (34), 102 (3), 135 (78), 192 (M<sup>+</sup>, 100); exact mass calcd for C<sub>12</sub>H<sub>16</sub>S 192.0973, found 192.0987.

#### 3.4.13. (E)-3,3-Dimethyl-1-(phenylthio)-1-butene

nD 1.5524; IR (film) 3070, 2960, 1590, 1480, 1440, 1370, 1030, 960, 740, 690 cm<sup>-1</sup>; <sup>1</sup>H NMR d 1.08 (s, 9 H), 6.06 (s, 2 H), 7.2–7.4 (m, 5 H); MS (ITD) m/e 55 (9), 65 (7), 83 (16), 135 (6), 177 (33), 192 (M<sup>+</sup>, 100); exact mass calcd for C<sub>12</sub>H<sub>16</sub>S 192.0972, found 192.0990.

### 3.5. The coupling with allyl and propargyl carbonates (Eqs 2 and 3)

A mixture of Pd(dba)<sub>2</sub> (17 mg, 0.03 mmol), dppf (17 mg, 0.03 mmol), and DMF (6

mL) was stirred at room temperature for 30 min under nitrogen atmosphere. The carbonate (1.0 mmol) and 9-(phenylthio)-9-BBN (253 mg, 1.1 mmol) were added and the resulting solution was then stirred at 80 °C for 5 h. The product was isolated by column chromatography over silica gel.

3.5.1. (2E)-3,7-Dimethyl-1-(phenylthio)-2,6-octadiene

nD 1.5527; IR (film) 3070, 2970, 2920, 1590, 1480, 1440, 1380, 730, 690 cm<sup>-1</sup>; <sup>1</sup>H NMR δ 1.58 (s, 6 H), 1.67 (s, 3 H), 1.8-2.1 (m, 4 H), 3.55 (d, 2 H, J = 7.7 Hz), 5.06 (m, 1 H), 5.31 (t, 1 H, J = 7.9 Hz), 7.0-7.4 (m, 5 H); MS (ITD) m/e 53 (13), 69 (100), 81 (56), 95 (11), 109 (20), 137 (17), 231 (3), 246 (M<sup>+</sup>, 2); exact mass calcd for C<sub>16</sub>H<sub>22</sub>S 246.1443, found 246.1457.

3.5.2. 7-Methyl-5-(phenylthio)-5,6-tridecadiene

nD 1.5301; IR (film) 3070, 2930, 1960, 1590, 1480, 1440, 1020, 740, 690 cm<sup>-1</sup>; <sup>1</sup>H NMR δ 0.88 (t, 6 H, J = 6.8 Hz), 1.1-1.5 (m, 12 H), 1.64 (s, 3 H), 1.89 (t, 2 H, J = 6.6 Hz), 2.16 (t, 2 H, J = 6.7 Hz), 7.0-7.4 (m, 5 H); MS (ITD) m/e 55 (41), 67 (35), 81 (57), 93 (34), 109 (24), 123 (14), 193 (9), 225 (100), 302 (M<sup>+</sup>, 22); exact mass calcd for C<sub>20</sub>H<sub>30</sub>S 302.2069, found 302.2079.

Diphenyl sulfide, benzyl phenyl sulfide, and dibenzyl sulfide were directly compared with the corresponding authentic samples.

#### Acknowledgement

This work has been supported by the Special Grant-in-Aid for Promotion of Education and Science in Hokkaido University Provided by the Ministry of Education, Science and Culture.

#### References and notes

Present address: Kurashiki University of Science and Art, Kurashiki 712, Japan.

(1) (a) Mart 地 ez, A. G.; Barcina, J. O.; Cerezo, A. de F.; Subramanian, L. R. *Synlett* 1994, 561-562. (b) Murahashi, S.-I.; Yamamura, M.; Yanagisawa, K.-i.; Mita, N.; Kondo, K. *J. Org. Chem.* 1979, 44, 2408-2417.

(2) (a) Deardorff, D. R.; Linde II, R. G.; Martin, A. M.; Shulman, M. J. *J. Org. Chem.* 1989, 54, 2759-2762. (b) R□ai, J. *Synthesis* 1989, 523-525. (c) Cristau, H. J.; Chabaud, B.; Labaudiniere, R.; Christol, H. *Organometallics* 1985, 4, 657-661. (d) Cristau,

H. J.; Chabaud, B.; Ch 丌 e, A.; Christol, H. *Synthesis* 1981, 892-894. (e) Migita, T.; Shimizu, T.; Asami, Y.; Shiobara, J.-i.; Kato, Y.; Kosugi, M. *Bull. Chem. Soc. Jpn.* 1980, 53, 1385-1389. (f) Kosugi, M.; Shimizu, T.; Migita, T. *Chem. Lett.* 1978, 13-14.

(3) (a) Rane, A. M.; Miranda, E. I.; Soderquist, J. A. *Tetrahedron Lett.* 1994, 35, 3225-3226. (b) Trost, B. M.; Scanlan, T. S. *Tetrahedron Lett.* 1986, 27, 4141-4144.

(4) (a) Takagi, K. *Chem. Lett.* 1987, 2221-2224. (b) Foa, M.; Santi, R.; Gravaglia, F. J. *Organomet. Chem.* 1981, 206, C29-C32.

(5) (a) Jixiang, C.; Crisp, G. T. *Synthetic Commun.* 1992, 22, 683-686. (b) Dickens, M. J.; Gilday, J. P.; Mowlem, T. J.; Widdowson, D. A. *Tetrahedron* 1991, 47, 8621-8634. (c) Carpita, A.; Rossi, R.; Scamuzzi, B. *Tetrahedron Lett.* 1989, 30, 2699-2702. (d) Kosugi, M.; Ogata, T.; Terada, M.; Sano, H.; Migita, T. *Bull. Chem. Soc. Jpn.* 1985, 58, 3657-3658. (e) Beletskaya, I. P. *J. Organomet. Chem.* 1983, 250, 551-564.

(6) For synthetic application of (organothio)borane reagents, see: (a) Mikhailov, B. M.; Bubnov, Y. N. In *Organoboron Compounds in Organic Synthesis*; OPA: Amsterdam, 1984; pp 693-720. (b) Pelter, A.; Smith, K. In *Comprehensive Organic Chemistry*; Barton, D. H. R., Ed.; Pergamon: Oxford, U.K., 1979; Vol. 3, pp 933-940. (c) Morton, D. R.; Hobbs, S. J. *J. Org. Chem.* 1979, 44, 656-658. (d) Mukaiyama, T.; Inomata, K.; Muraki, M. J. *Am. Chem. Soc.* 1973, 95, 967-968. (e) Bessette, F.; Brault, J.; Lalancette, J. M. *Can. J. Chem.* 1965, 43, 307-309.

(7) Ishiyama, T.; Nishijima, K.; Miyaura, N.; Suzuki, A. *J. Am. Chem. Soc.* 1993, 115, 7219-7225.

(8) K 嘖 ter, R.; Seidel, G.; Boese, R. *Chem. Ber.* 1988, 121, 1137-1142.

(9) Such high catalytic efficiency and chemoselectivity may be due to the low nucleophilicity of 1, in which sulfur is conjugated with boron. (a) Davidson, F.; Wilson, J. W. *J. Organomet. Chem.* 1981, 204, 147-152. (b) Davies, A. G.; Roberts, B. P. *J. Chem. Soc. B* 1971, 1830-1837.

(10) For reviews, see: (a) Miyaura, N.; Suzuki, A. *Chem. Rev.* 1995, 95, 2457-2483. (b) Suzuki, A. *Pure Appl. Chem.* 1994, 66, 213-222. (c) Suzuki, A. *Pure Appl. Chem.* 1991, 63, 419-422. (d) Suzuki, A. *Pure Appl. Chem.* 1985, 57, 1749-1758. (e) Suzuki, A. *Acc. Chem. Res.* 1982, 15, 178-184.

(11) Bishop, J. J.; Davison, A.; Katcher, M. L.; Lichtenberg, D. W.; Merrill, R. E.; Smart, J. C. *J. Organomet. Chem.* 1971, 27, 241-249.

(12) Miyaura, N.; Ishiyama, T.; Sasaki, H.; Ishikawa, M.; Satoh, M.; Suzuki,

A. J. Am. Chem. Soc. 1989, 111, 314-321.

(13) (a) Amatore, C.; Carre, E.; Jutand, A.; M<sup>u</sup> barki, M. A.; Meyer, G. *Organometallics* 1995, 14, 5605-5614. (b) Kawataka, F.; Kayaki, Y.; Shimizu, I.; Yamamoto, A. *Organometallics* 1994, 13, 3517-3524. (c) Grushin, V. V.; Alper, H. *Organometallics* 1993, 12, 1890-1901. (d) Yoshida, T.; Okano, T.; Otsuka, S. *J. Chem. Soc., Dalton Trans.* 1976, 993-999.

(14) (a) Ishiyama, T.; Murata, M.; Miyaura, N. *J. Org. Chem.* 1995, 60, 7508-7510. (b) Miyaura, N.; Yamada, K.; Suginome, H.; Suzuki, A. *J. Am. Chem. Soc.* 1985, 107, 972-980.

(15) Hatanaka, Y.; Hagiwara, E.; Hiyama, T. *Annual Meeting of Chemical Society of Japan*, 69th 1995, 2H402.

(16) Rai, R.; Aubrecht, K. B.; Collum, D. B. *Tetrahedron Lett.* 1995, 36, 3111-3114.

(17) For oxidative addition of carbon-sulfur bond to transition-metal complexes, see: (a) Miyauchi, Y.; Watanabe, S.; Kuniyasu, H.; Kurosawa, H. *Organometallics* 1995, 14, 5450-5453. (b) Garcia, J. J.; Mann, B. E.; Adams, H.; Bailey, N. A.; Maitlis, P. M. *J. Am. Chem. Soc.* 1995, 117, 2179-2186. (c) Yamamoto, T.; Akimoto, M.; Saito, O.; Yamamoto, A.; *Organometallics*, 1986, 5, 1559-1567. (d) Osakada, K.; Maeda, M.; Nakamura, Y.; Yamamoto, T.; Yamamoto, A. *J. Chem. Soc., Chem. Commun.* 1986, 442-443.

(18) Moriya, T.; Miyaura, N.; Suzuki, A. *Synlett* 1994, 149-151.

(19) Aliprantis, A. O.; Canary, J. W. *J. Am. Chem. Soc.* 1994, 116, 6985-6986.

(20) Bara 紘 no, D.; Hartwig, J. F. *J. Am. Chem. Soc.* 1995, 117, 2937-2938.

(21) (a) Canty, A. J. In *Comprehensive Organometallic Chemistry II*; Abel, E. W., Stone, F. G. A., Wilkinson, G., Eds.; Pergamon: Oxford, U.K., 1995; Vol. 9, pp 225-290. (b) Stille, J. K. In *The Chemistry of the Metal-Carbon Bond*; Hartley, F. R., Patai, S., Eds.; Wiley: New York, 1985; Vol. 2, pp 625-787. (c) Tatsumi, K.; Hoffmann, R.; Yamamoto, A.; Stille, J. K. *Bull. Chem. Soc. Jpn.* 1981, 54, 1857-1867.

(22) Bunnett, J. F. *J. Chem. Educ.* 1974, 51, 312-315.

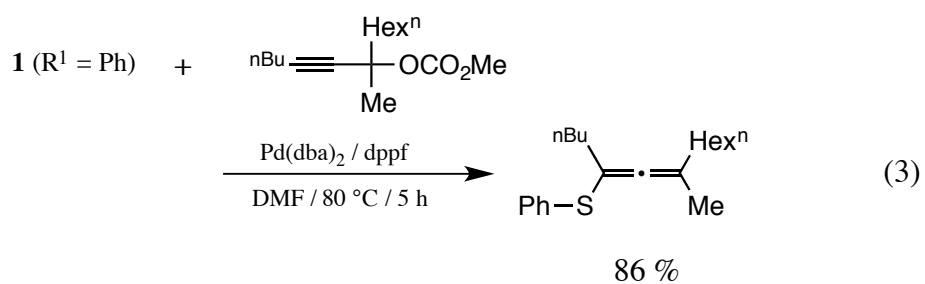
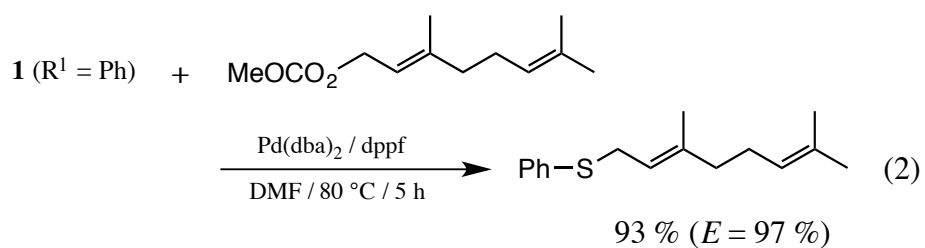
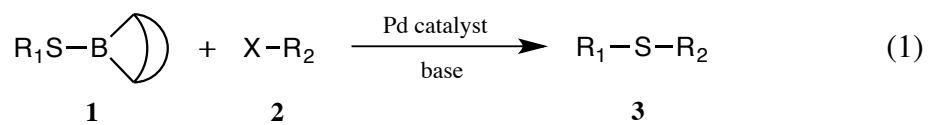
(23) Hayashi, T.; Konishi, M.; Kobori, Y.; Kumada, M.; Higuchi, T.; Hirotsu, K. *J. Am. Chem. Soc.* 1984, 106, 158-163.

(24) Ukai, T.; Kawazura, H.; Ishii, Y. *J. Organomet. Chem.* 1974, 65, 253-266.

(25) Potts, K. T. *J. Chem. Soc.* 1953, 3711-3712.

(26) Irifune, S.; Kibayashi, T.; Ishii, Y. *Synthesis* 1988, 366-369

(27) Zweifel, G.; Whitney, C. C. *J. Am. Chem. Soc.* 1967, 89, 2753-2754.



**Table 1.** Reaction Conditions<sup>a</sup>

entry	catalyst	base	yield / % <sup>b</sup>
1	PdCl <sub>2</sub> (dppf)	K <sub>3</sub> PO <sub>4</sub>	99
2	PdCl <sub>2</sub> (dppf)	KOH	64
3	PdCl <sub>2</sub> (dppf)	K <sub>2</sub> CO <sub>3</sub>	8
4	Pd(dba) <sub>2</sub> / 2dppf	K <sub>3</sub> PO <sub>4</sub>	99
5	Pd(PPh <sub>3</sub> ) <sub>4</sub>	K <sub>3</sub> PO <sub>4</sub>	22
6	Pd(dba) <sub>2</sub> / 2dppb	K <sub>3</sub> PO <sub>4</sub>	12
7	Pd(dba) <sub>2</sub> / 2dppp	K <sub>3</sub> PO <sub>4</sub>	5
8	Pd(dba) <sub>2</sub> / 2dppe	K <sub>3</sub> PO <sub>4</sub>	4

<sup>a</sup> The coupling between 9-(phenylthio)-9-BBN (1.1 mmol) and iodobenzene (1.0 mmol) was conducted at 50 °C for 5 h in DMF (6 mL) in the presence of catalyst (0.03 mmol) and base (3 mmol). <sup>b</sup> GLC yields based on iodobenzene.

**Table 2.** Cross-Coupling of Various Metal Thiophenoxides with Iodobenzene<sup>a</sup>

entry	PhS-m m =	none		K <sub>3</sub> PO <sub>4</sub> <sup>b</sup>	
		conv / % <sup>c</sup>	yield / % <sup>d</sup>	conv / % <sup>c</sup>	yield / % <sup>d</sup>
1	9-BBN	16	13	100	99
2	Li	3	2		
3	Na	3	2		
4	SiMe <sub>3</sub>	18	13	81	78
5	SnMe <sub>3</sub>	38	37	70	70

<sup>a</sup> Reactions were conducted at 50 °C for 5 h in DMF (6 mL) using a metal thiophenoxide (1.1 mmol), iodobenzene (1.0 mmol), and PdCl<sub>2</sub>(dppf) (0.03 mmol).

<sup>b</sup> The same reaction with the above was carried out in the presence of K<sub>3</sub>PO<sub>4</sub> (3 mmol).

<sup>c</sup> Conversion of iodobenzene.

<sup>d</sup> GLC yields based on iodobenzene.

**Table 3.** Effect of Organothio Groups on the Reaction Rate<sup>a</sup>

entry	<b>1</b> , R <sup>1</sup> S =	temp / °C	yield / % <sup>b</sup>
1	PhS	50	87
2	4-MeC <sub>6</sub> H <sub>4</sub> S	50	98
3	4-ClC <sub>6</sub> H <sub>4</sub> S	80	91
4	nBuS	100	82
5	sBuS	50	84
6	tBuS	50	80
7	PhCH <sub>2</sub> S	120	18

<sup>a</sup> All reactions were carried out for 5 h using of **1** (1.1 mmol), iodobenzene (1.0 mmol), PdCl<sub>2</sub>(dppf) (0.03 mmol), K<sub>3</sub>PO<sub>4</sub> (3 mmol) in DMF (6 mL).

<sup>b</sup> Isolated yields based on iodobenzene.

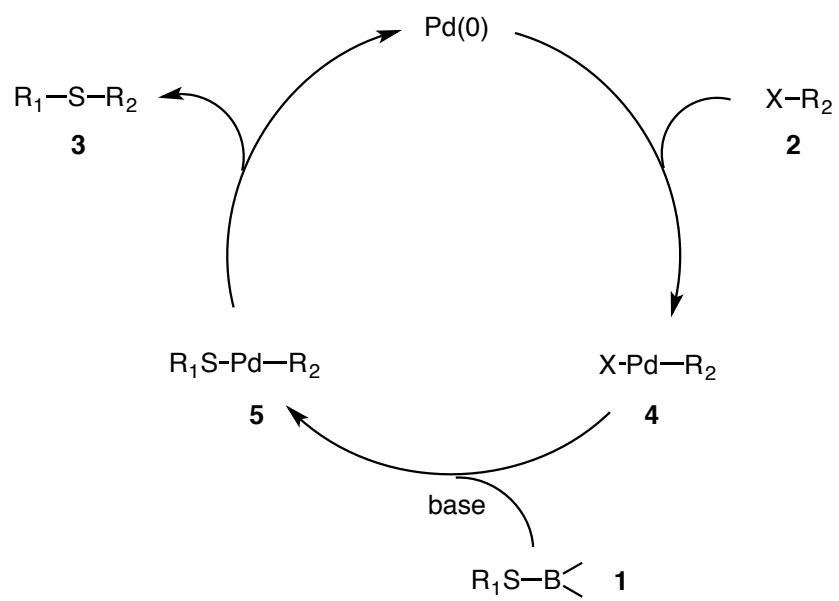


**Table 4.** Synthesis of Sulfides *via* Palladium-Catalyzed Coupling Reaction of **1** with Aryl and 1-Alkenyl Halides<sup>a</sup>

entry	<b>1</b> , R <sup>1</sup> S =	halide	product	yield / % <sup>b</sup> (isomeric purity / %) <sup>c</sup>
1	PhS	Ph		87
2	PhS	4-IC <sub>6</sub> H <sub>4</sub> NMe <sub>2</sub>		92
3	PhS	4-IC <sub>6</sub> H <sub>4</sub> CO <sub>2</sub> Me		95
4	sBuS	4-IC <sub>6</sub> H <sub>4</sub> C≡N		99
5	tBuS	2-IC <sub>6</sub> H <sub>4</sub> Me		91
6	PhS	$\text{CH}_2=\underset{\text{I}}{\text{C}}-(\text{CH}_2)_5\text{CH}_3$	$\text{CH}_2=\underset{\text{SPh}}{\text{C}}-(\text{CH}_2)_5\text{CH}_3$	87
7	4-CH <sub>3</sub> C <sub>6</sub> H <sub>4</sub> S	(E)-ICH=CH(CH <sub>2</sub> ) <sub>3</sub> CH <sub>3</sub>		99 (99)
8	sBuS	(E)-ICH=CHPh		93 (98)
9	PhS	(E)-ICH=CHBu <sup>t</sup>		91 (99)

<sup>a</sup> All reactions were conducted in DMF (6 mL) at 50 °C for 5 h using of 9-(organothio)-9-BBN (1.1 mmol) and organic halide (1.0 mmol) in the presence of PdCl<sub>2</sub>(dppf) (0.03 mmol) and K<sub>3</sub>PO<sub>4</sub> (3 mmol).

<sup>b</sup> Isolated yields based on the halides used. <sup>c</sup> Isomeric purity determined by GLC.



**Figure 1.** Catalytic Cycle for Coupling