



Title	日本産瓢蟲ノ新種（其一）
Author(s)	瀧澤, 眞澄
Citation	札幌博物学会会報, 6(3), 220-224
Issue Date	1917-05-30
Doc URL	http://hdl.handle.net/2115/62378
Type	article
File Information	Vol.6No.3_004.pdf



[Instructions for use](#)

SOME NEW SPECIES OF COCCINELLIDAE IN JAPAN.—I.

By

MASUMI TAKIZAWA.

(With three text figures)

日本産瓢蟲ノ新種(其一)

瀧澤真澄

In the course of my study on the family of Coccinellidae in Japan, I have found that there are three new species belonging to the subfamily Coccinellinae. One of them was collected at Rokugō, Prov. Musashi by Mr. S. Mitsuhashi and the others captured by the writer in the various localities. The present short paper is intended to describe these new species.

I wish here to express my hearty thanks to Prof. Dr. S. Matsumura and to Mr. H. Okamoto, for the valuable suggestions and kind directions. My obligations are also due to Messrs. S. Mitsuhashi, Y. Yamada and S. Hirayama, who have had the goodness to allow me to make the free use of their collections of this family.

Ptychanatis yedoensis sp. n.

(Fig. 1, a & b.)

Adult:—Oval, convex, black, shining; head with a few very fine shallow punctures, having a pale median spot near the hind margin; antennae fuscous; pronotum very finely but densely punctured; scutellum impunctured; elytrum with two ochreous spots, the basal one of which being twice larger than the other, punctured as in the pronotum; epipleura fulvous.


Sternum fulvous, metasternum in the middle being fuscous; ventral side of the abdomen fulvous, the first to fourth segments being fuscous in the middle;

legs fuscous, coxae, trochanter, tarsi, and the anterior pairs of the femora largely fulvous.

Length of body—6 mm.

Fig. 1.

Larva:—Head dark fuscous, with blackish hairs; thorax fuscous, pronotum provided with blackish spines and long hairs, meso- and metanotum with spines as on the pronotum and with a papilla-like projection on



a

b

each lateral side; abdomen fuscous, the first to seventh segments with six papilla-like projections and two large sulphurous markings, the eighth with four projections, of which the two dorsal ones being especially large and pointed, the terminal segment large, not provided with spines and projections.

Length of body—10 mm.

Hab.—Hondō (Tokyo), three specimens were collected and bred by the author.


The species is closely allied to *Ptychanatis axyridis* PALL. in the adult stage, but differs from it conspicuously in its larval stage.

***Chilomenes hiugaensis* sp. n.**

(Fig. 2.)

Body black, hemispherical; head impunctured, with a somewhat triangular black marking extending to the anterior margin; antennae fulvous; pronotum with a large triangular yellowish marking on each anterior angle, and the narrow anterior margin yellowish, very fine, shallowly punctured; scutellum impunctured; elytrum punctured as in the pronotum, much shining, with three somewhat triangular, crimson-red markings, two of which being placed on the humerus, nearly uniting together, and the other one being situated at the two third of the elytrum.

Fig. 2.



Ventral side of the body shining black, on the lateral sides fulvous; legs fulvous, the anterior parts of the femora fuscous.

Length of body—6 mm.

Hab.—Kiushū (Tsuma in the Prov. Hiuga); many specimens were collected by the author in May, 1914.

The present species resembles somewhat to *Chilomenes quadriplagiata* SWARTZ., but apparently differs from it in having six markings on the elytra.

Scymnus (Pullus) mitsuhashii sp. n.

(Fig. 3.)

Nearly hemispherical, remarkably convex, black, covered with short, fine, grayish white hairs; head coarsely punctured; antennae reddish brown; pronotum punctured somewhat finer than on the head; scutellum impunctured; elytra more coarsely and sparsely punctured than on the pronotum, with two very large red spots near the sture, but nearer the apex than the middle.

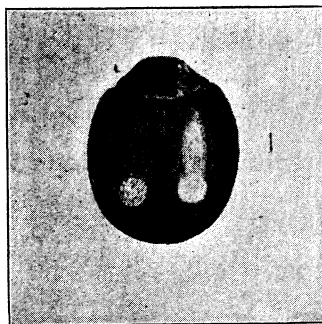
Ventral side of the body wholly black; legs black, tarsi being reddish brown.

Length of body :— $2 \frac{3}{5}$ mm.

Hab.—Hondō (Rokugō near Kanagawa), only one specimen was collected at Rokugō in the Prov. Musashi, in June, 1913, by Mr. S. Mitsuhashi.

The present species resembles somewhat to *Scymnus (Nephus) bipunctatus* KUGEL., but apparently differs from it in having two raised keel-lines on the prosternum.

Fig. 3.



Feb. 1917.

Department of Entomology,

Hokkaido Agricultural Experiment Station,

Sapporo, Japan.

摘 要

予の研究に依れば本邦産瓢蟲中 Coccinellidae 亞科に隸するもの三新種あり、其内一種は三橋信治氏が武蔵國六郷に於て獲たるものにして他は皆著者が諸地方に於て採集したるものなり、本小編は其等の新種に就きて記載せんとするものなり。

著者が本稿を草するに當り松村博士及び岡本農學士は懇篤なる教指と貴重なる忠告とを與へられたり、茲に記して厚く感謝の意を表す、又標本檢閲の自由を與へられたる三橋信治、山田保治、平山修次郎の諸氏に對しては特に其厚意を深謝す。

1. *Ptychanatis yedoensis* TAKIZAWA.

づぼしてんとう (新稱)

成虫：—楕圓形にして隆起し光澤ある黑色なり、頭部は細微の淺き點刻を粗布し中央後縁に近く一個の青白紋を裝ふ、觸角は暗黄色を呈す、前胸背の兩側は青白にして細微の點刻を密布す、稜狀部は點刻を缺如す、翅鞘には二個の黄赤色の斑紋を裝ひ其基部に存するものは他の二倍の大きさを有す、點刻は前胸背と同様なり、翅鞘の疊折部は暗黄色を呈す、胸部の腹面は暗黄色、後胸腹面の中央は暗色なり、腹部は暗黄色にして第一乃至第四腹節の中央は暗色を呈す、脚部は暗色、基節、轉節、跗節及び前脚の一對の腿節は著しく暗黄色を帶ぶ、體長 6 ミ、メ、

幼虫：—頭部は暗黑色にして黒毛を裝ふ、胸部は暗色、前胸背には黑色の短刺と長毛を裝ふ、中後兩胸背には前胸背と同様の短刺を裝ひ且つ兩側に各一個の乳頭狀の突起を有す、腹部は暗色、第一節より第七節に至る各節には各六個の乳頭狀突起と二個の硫黄色の大紋を裝ふ、又第八節には四個の突起を有し其紐上にある二個は殊に大且つ鋭なり、尾節は大にして刺及び突起を缺く、體長 10 ミ、メ、

產地、本土(東京)、著者が三頭の幼虫を採集して飼育せるものなり、

本種は成虫時代に於ては *てんとうむし* に酷似すれども幼虫時代に於て著しき差異を有す。

2. *Chilomenes hiugaensis* TAKIZAWA.

べにむつばしてんとう (新稱)

体は黑色、平球状を呈す、頭部は點刻を缺如す、色は暗黄にして稍三角形を呈せる黑色の一紋を裝ひ其先端は頭の前縁に擴張す、觸角は暗黄色なり、前胸背の前縁角には各一個の大なる三角形の黄色の斑紋を有し、且つ前縁も細く同色を呈す、淺き細微の點刻を裝ふ、稜状部は點刻を缺如す、翅鞘は前胸背と同様の點刻を裝ひ、著しく光澤を有す、各翅に稍三角形をなせる三個の深紅色の斑紋を裝ひ内二個は肩に在りて殆んど結合せんとし他の一個は翅鞘の後方 $2/3$ の處に位置す、体下は光澤ある黑色にして其側縁は暗黄色を呈す、脚部は暗黄色なるも腿節の前側は暗色なり、体長 5 ミ、メ、

産地、九州(日向國妻)、著者は大正三年五月其數多を採集せり。

本種は *よつぼしてんとう* に稍類似せるも翅鞘上に六個の斑紋を有するを以て明かに區別することを得。

3. *Scymnus (Pullus) Mitsushii* TAKIZAWA.

みつばしてんとう (新稱)

殆んど半珠状にして殊に著しく隆起す、黑色にして灰白色の短細毛を裝ふ、頭部の點刻は粗大なり、觸角は赤褐色を呈す、前胸背の點刻は頭部のものより稍小なり、稜状部は點刻を缺如す、翅鞘上の點刻は前胸背に於けるものより大且つ粗なり、翅鞘の中央より稍後方接合部に近く二個の著大なる赤色紋を裝ふ、体下は全く黑色、脚は黑色只跗節のみ赤褐色を呈す、体長 $2\ 3/5$ ミ、メ、

産地、本土(神奈縣六郷)、大正二年六月三橋信治氏が武藏國六郷に於て只一頭を採集せるものなり。

本種は稍 *Scymnus (Nephus) bipunctatus* SWARTZ. に類似せるも前胸腹の龍骨上に二條の隆起を有するを以て容易に區別することを得。