



Title	Fe ₃ O ₄ @HKUST-1 and Pd/Fe ₃ O ₄ @ HKUST-1 as magnetically recyclable catalysts prepared via conversion from a Cu-based ceramic
Author(s)	Toyao, Takashi; Styles, Mark J.; Yago, Tokuichiro; Sadiq, Muhammad M.; Ricco, Raffaele; Suzuki, Kiyonori; Horiuchi, Yu; Takahashi, Masahide; Matsuoka, Masaya; Falcaro, Paolo
Citation	CrystEngComm, 19(29), 4201-4210 https://doi.org/10.1039/c7ce00390k
Issue Date	2017-08-07
Doc URL	http://hdl.handle.net/2115/67190
Rights(URL)	https://creativecommons.org/licenses/by/3.0/
Type	article
Additional Information	There are other files related to this item in HUSCAP. Check the above URL.
File Information	c7ce00390k1.pdf (Supporting Information)



[Instructions for use](#)

Supporting Information

$\text{Fe}_3\text{O}_4@$ HKUST-1 and $\text{Pd}/\text{Fe}_3\text{O}_4@$ HKUST-1 as magnetically recyclable catalysts prepared via conversion from a Cu-based ceramic

Takashi Toyao,^{a,b} Mark J. Styles,^c Tokuichiro Yago,^a Muhammad M. Sadiq,^d Raffaele Riccò,^{c,e} Kiyonori Suzuki,^d Yu Horiuchi,^a Masahide Takahashi,^a Masaya Matsuoka,^{a} and Paolo Falcaro^{c,e*}*

^a *Department of Applied Chemistry, Graduate School of Engineering, Osaka Prefecture University, 1-1 Gakuen-cho, Naka-ku, Sakai, Osaka 599-8531, Japan*

^b *Institute for Catalysis, Hokkaido University, N-21, W-10, Sapporo 001-0021, Japan*

^c *CSIRO Manufacturing, Private Bag 10, Clayton South, Victoria 3169, Australia*

^d *Department of Materials Science and Engineering, Monash University, Clayton, Victoria, 3168, Australia*

^e *Graz University of Technology, Institute of Physical and Theoretical Chemistry, Stremayrgasse 9/Z2, 8010 Graz, Austria*

** E-mail: matsumac@chem.osakafu-u.ac.jp, paolo.falcaro@tugraz.at*




Figure S1. SEM images of materials after (a) 10 seconds and (b) 30 seconds of the conversion from $\text{Fe}_3\text{O}_4@\text{Cu}_2(\text{OH})_3\text{NO}_3$ into $\text{Fe}_3\text{O}_4@\text{HKUST-1}$.

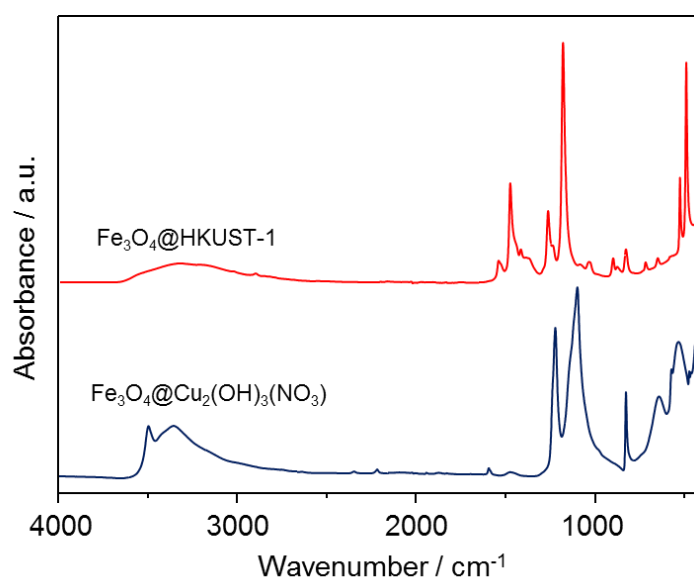


Figure S2. FT-IR spectra of $\text{Fe}_3\text{O}_4@\text{HKUST-1}$ and $\text{Fe}_3\text{O}_4@\text{Cu}_2(\text{OH})_3\text{NO}_3$.

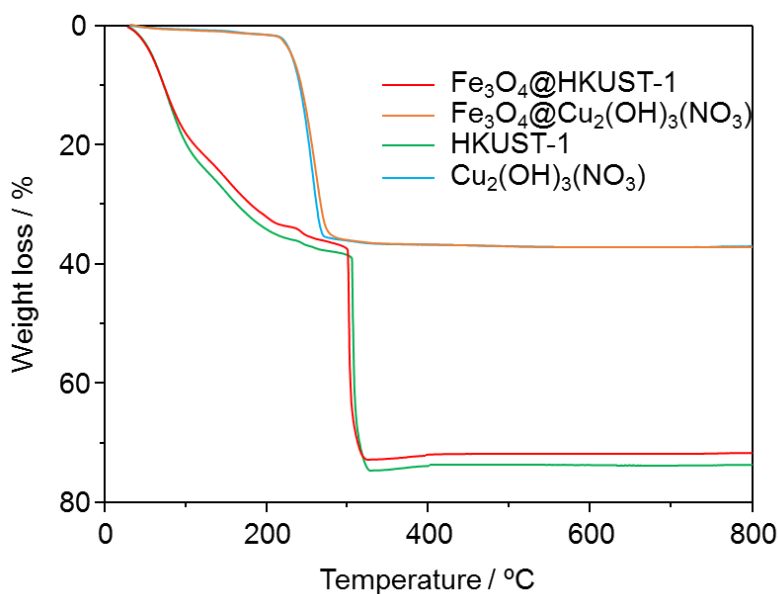


Figure S3. TGA curves of Fe₃O₄@HKUST-1, Fe₃O₄@Cu₂(OH)₃NO₃, HKUST-1 and Cu₂(OH)₃NO₃.

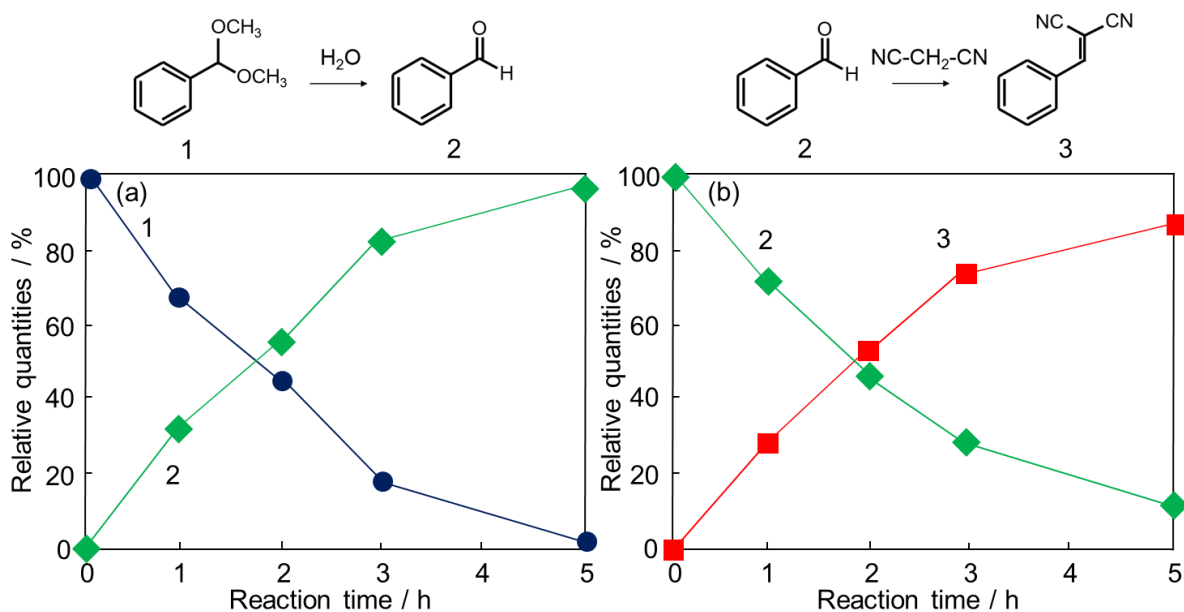


Figure S4. The results of (a) deacetalization and (b) Knoevenagel condensation using Fe₃O₄/HKUST-1 as a catalyst. Reaction conditions: (a) Catalyst (50 mg), benzaldehyde dimethylacetal (1 mmol), 1,4-dioxane (4 mL), 363 K, in air. (b) Catalyst (50 mg), benzaldehyde (1 mmol), malononitrile (3 mmol), 1,4-dioxane (4 mL), 363 K, in air.




Figure S5. SEM image of HKUST-1_ref.

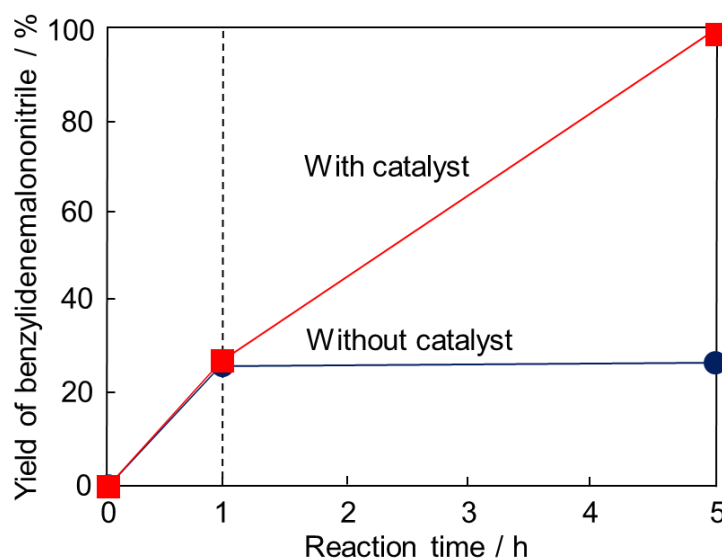


Figure S6. Leaching test for the one-pot deacetalization-Knoevenagel condensation reaction over $\text{Fe}_3\text{O}_4\text{@HKUST-1}$. After 0.5 h of the reaction time, the catalyst was filtrated. The reaction solution was further kept at reaction conditions without solid catalyst.

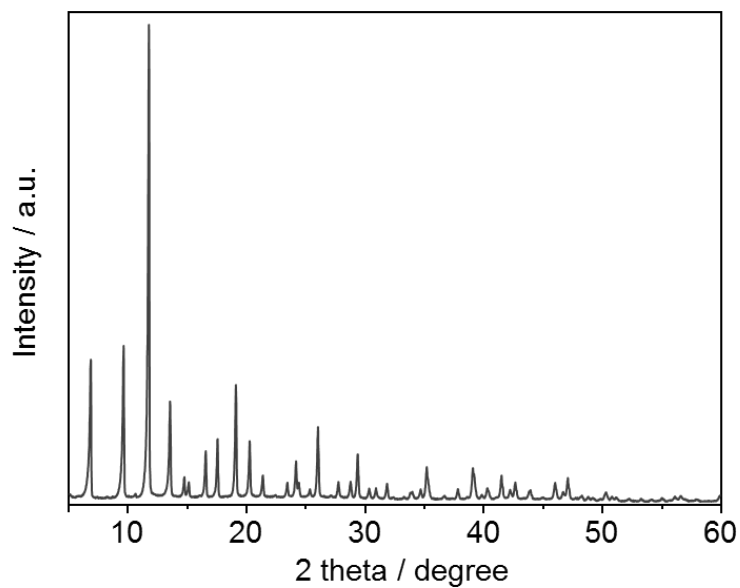


Figure S7. XRD pattern of Pd/Fe₃O₄@HKUST-1.

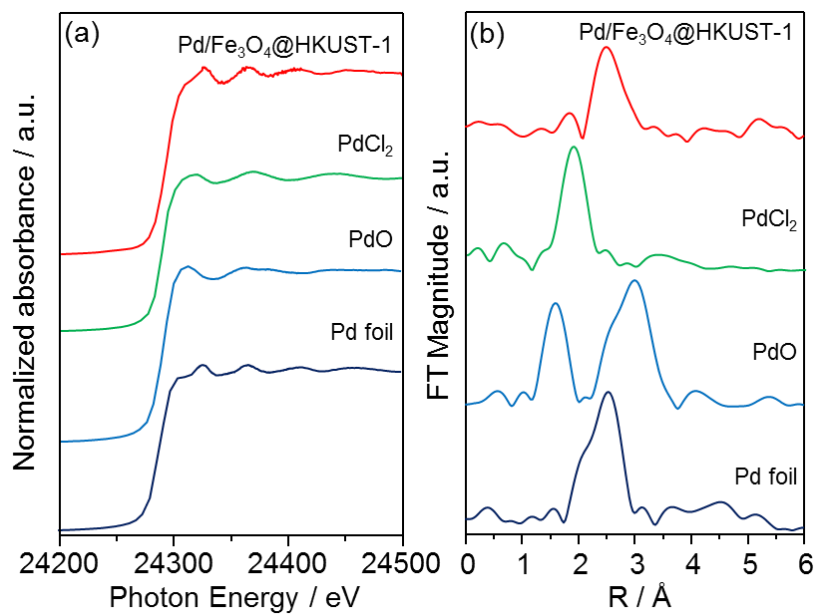


Figure S8. Pd K-edge (a) XANES and (b) FT-EXAFS spectra of Pd/Fe₃O₄@HKUST-1, PdCl₂, PdO and Pd foil.




Figure S9. TEM images of (a) Pd/HKUST-1 and (b) Pd/Fe₃O₄@HKUST-1.

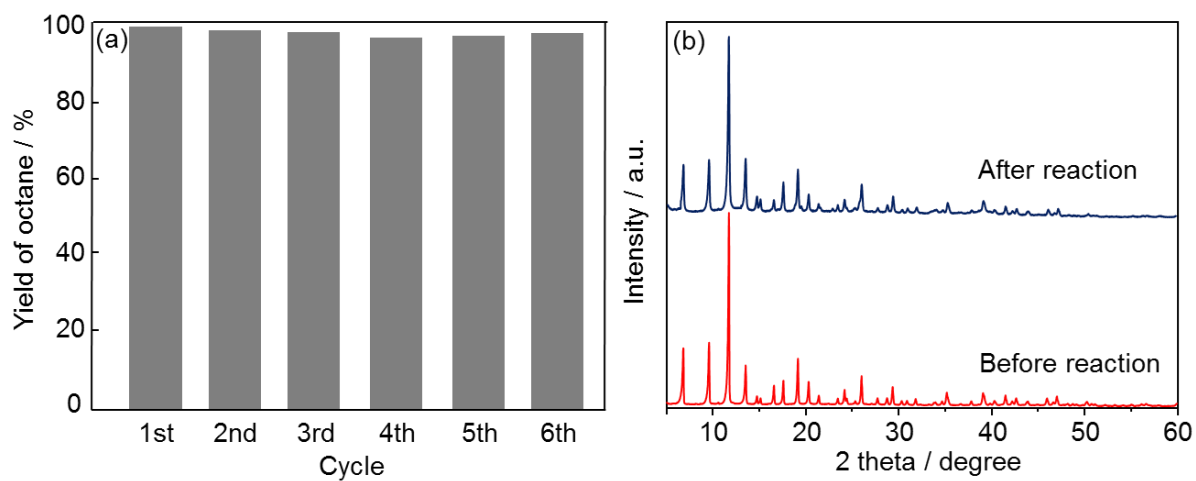


Figure S10. (a) Recycling tests for the hydrogenation of 1-octene to octane over Pd/Fe₃O₄@HKUST-1 and (b) XRD patterns of Pd/Fe₃O₄@HKUST-1 before and after the reaction.

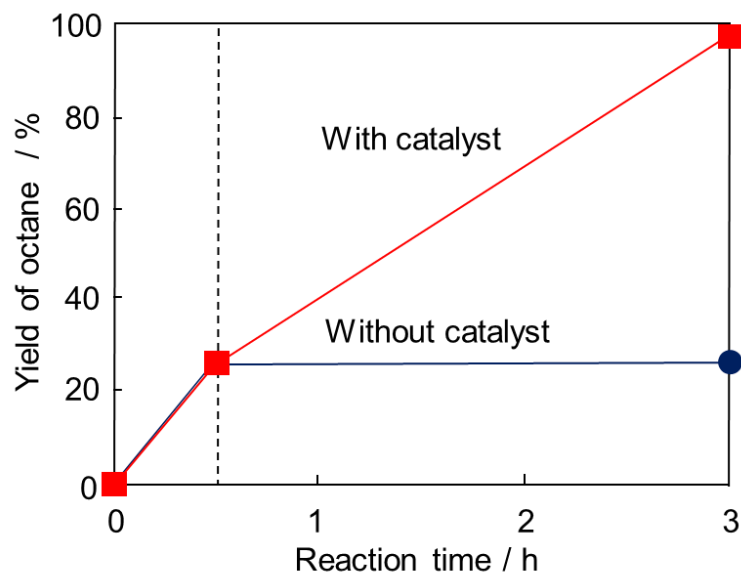


Figure S11. Leaching test for the hydrogenation of 1-octene over Pd/Fe₃O₄@HKUST-1. After 0.5 h of the reaction time, the catalyst was filtrated. The reaction solution was further kept at reaction conditions without solid catalyst.