HOKKAIDO UNIVERSITY

Title	Effects of mutation of Asn694 in Aspergillus niger α-glucosidase on hydrolysis and transglucosylation
Author(s)	Ma, Min; Okuyama, Masayuki; Sato, Megumi; Tagami, Takayoshi; Klahan, Patcharapa; Kumagai, Yuya; Mori, Haruhide; Kimura, Atsuo
Citation	Applied microbiology and biotechnology, 101(16), 6399-6408 https://doi.org/10.1007/s00253-017-8402-6
Issue Date	2017-08
Doc URL	http://hdl.handle.net/2115/71157
Rights	The final publication is available at link.springer.com via http://dx.doi.org/10.1007/s00253-017-8402-6
Type	article (author version)
Additional Information	There are other files related to this item in HUSCAP. Check the above URL.
File Information	Supplementary.pdf

Instructions for use

Hokkaido University Collection of Scholarly and Academic Papers : HUSCAP

Applied Microbiology and Biotechnology
Supporting Information for

Effects of mutation of Asn694 in *Aspergillus niger* α-glucosidase on hydrolysis and transglucosylation

Min Ma, Masayuki Okuyama*, Megumi Sato, Takayoshi Tagami, Patcharapa Klahan, Yuya Kumagai, Haruhide Mori, and Atsuo Kimura*

Research Faculty of Agriculture, Hokkaido University, Sapporo 060-8589, Japan

* Authors for correspondence:
Masayuki Okuyama;
e-mail, okuyama@abs.agr.hokudai.ac.jp; tel, +81-11-706-2816; fax, +81-11-706-2808
Atsuo Kimura;
e-mail, kimura@abs.agr.hokudai.ac.jp; tel and fax, +81-11-706-2808

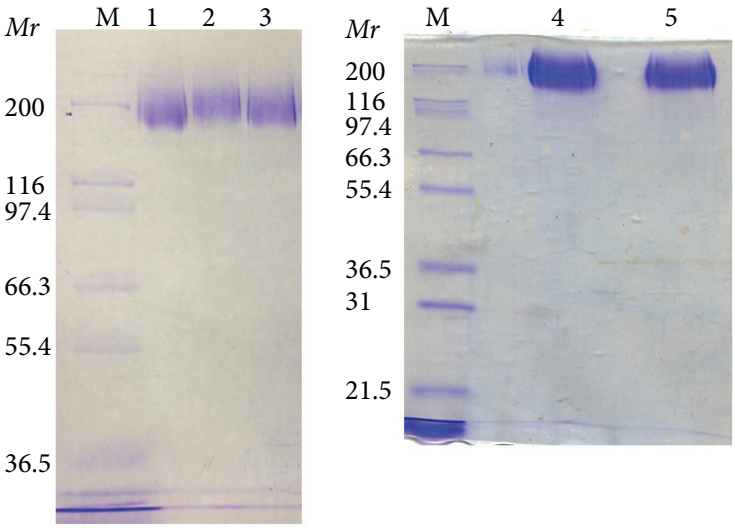

Figure S1. SDS-PAGE gel with Coomassie Brilliant Blue staining of the purified wild-type and mutant ANGs. Positions of Marker proteins (M) and molecular weight are shown on the side. Lane 1, wild type; lane 2, N694L; 3, N694W; 4, N694A; 5, N694F.

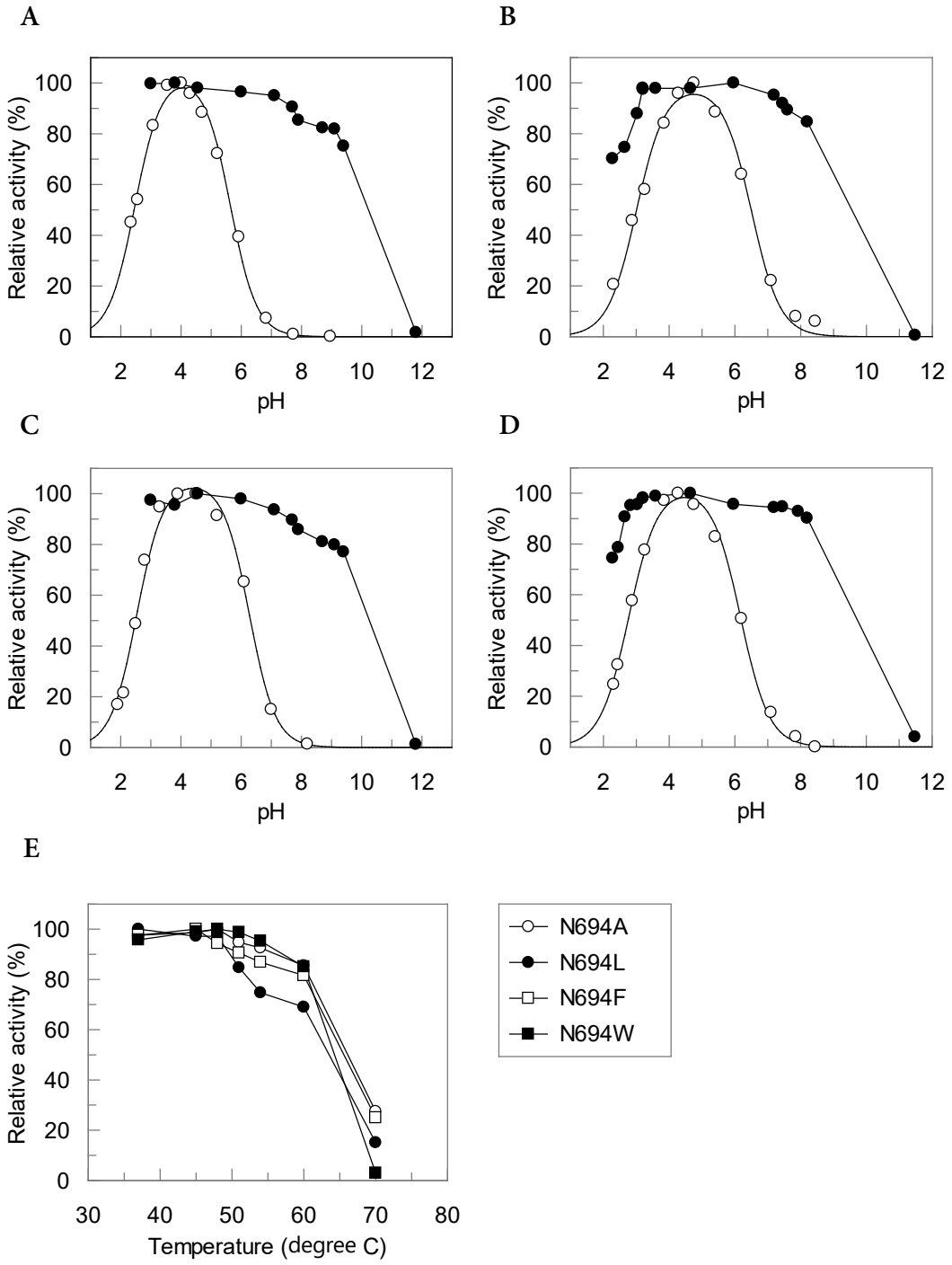

Figure S2. pH-activity (○) and –stability (●) of N694A (A), N694L (B), N694F (C), and N694W (D); and thermal stability of mutant enzymes (E).

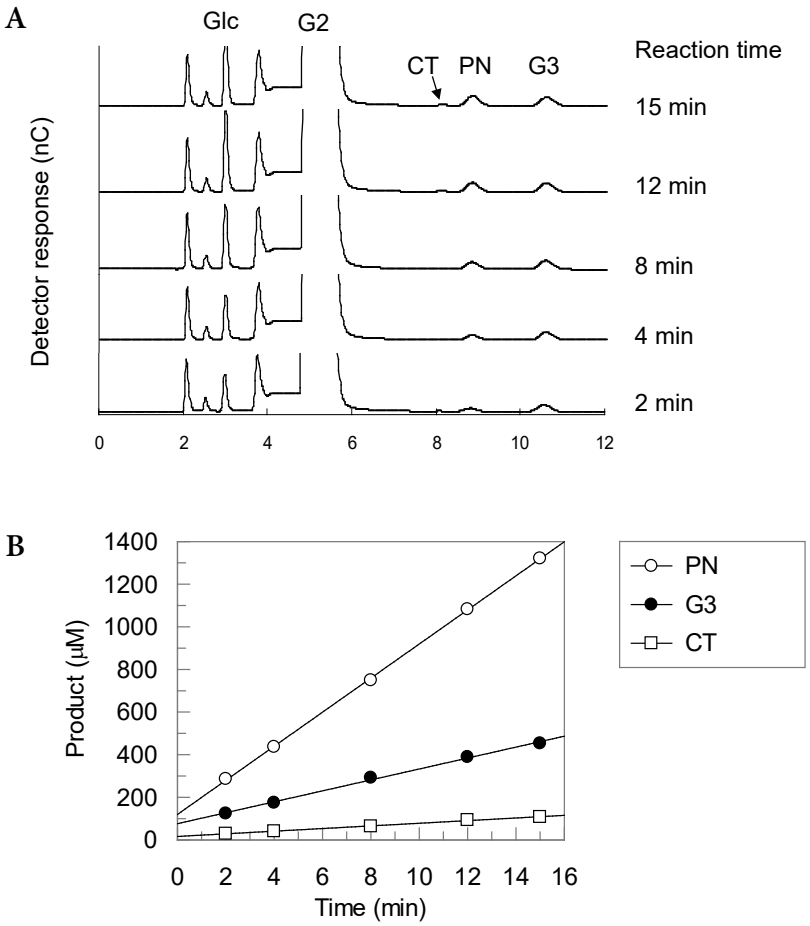

Figure S3. HPAEC-PAD analysis of the reaction products by wild-type ANG with 100 mM G2 (A) and progress curve of the transglucosylation products, PN (○), G3 (●), and CT (□).