



Title	Application of a new film for horticultural use to convert UV-light to photosynthetic active radiation
Author(s)	KITAOKA, Satoshi; SHINANO, Tauro; SUZUKI, Takashi; SHOJI, Sunao; HASEGAWA, Yasuchika
Citation	Eurasian Journal of Forest Research, 22, 73-77
Issue Date	2022
DOI	10.14943/EJFR.22.73
Doc URL	http://hdl.handle.net/2115/84957
Type	bulletin (article)
File Information	16) EJFR-Kitaoka Robust_final.pdf



[Instructions for use](#)

Application of a new film for horticultural use to convert UV-light to photosynthetic active radiation

KITAOKA Satoshi¹, SHINANO Tauro¹, SUZUKI Takashi¹
SHOJI Sunao², HASEGAWA Yasuchika²

¹ Unit of Greenhouse Research, The Robust platform for Agriculture, Forestry, Fisheries Research and Development, Research Faculty of Agriculture, Hokkaido University, Sapporo 060-8589, Japan

² Research Faculty of Engineering, Hokkaido University, Sapporo 060-8628, Japan

Abstract

Except for near visible light waves (about <340 nm), ultraviolet radiation (UV-B and part of UV-A) are harmful to all living organisms due to the destruction of DNA. The Hasegawa film (H-film) was developed through modification and chemical reaction on special film with europium (Eu); the H-film transforms UV-A radiation (300-350 nm) to a near peak photosynthetic active wave (600-650 nm). To understand how to use the H-film in horticulture efficiently, we applied it to crop production in greenhouse facilities. This report introduces the basic information on the H-film and its application for several crops during autumn and winter, when incident radiation is low. Therefore, we tested how to overcome this limited sunlight production environment by applying the H-film. We found tendencies for accelerated growth rates in Swiss chard (*Beta vulgaris* var. *cicla*) and spinach (*Spinacia oleracea*). As we expected, the growth acceleration was clearly observable through autumn and winter even with shorter daylight hours. Also, we will introduce our greenhouse facilities.

Key words: Robust greenhouse platform, The Hasegawa film (H-film), Ultraviolet ray radiation (UV), Photosynthetic active radiation (PAR), growth acceleration

Introduction

Green infrastructure is an urgent political matter for increasing the environmental richness of our daily lives. In general, except for UV-A, UV radiation is harmful and usually kills living organisms (Larcher, 2003). Of course, UV-A (320-340 nm) is necessary for the coloring of eggplants. We use vinyl greenhouses mainly for leafy vegetable production, even in winter. However, it is too costly, especially when oil prices are a determining factor. During winter, the cumulative amount of sunshine (photosynthetic active radiation in middle and high latitudes) is smaller than in spring and early autumn. The similar practices are performed in western Australia; LLEAF, a product developed by New South Wales University, Australia (Future Food Systems, 2021), is being tested near Sydney. LLEAF is a pink film that converts green light to photosynthetic production. How can we overcome the difficulties during winter when there is a shortage of photosynthetic radiation? We should use natural renewable resources as much as possible to maintain our daily lives and reach our sustainable development goals (SDGs).

To increase and sustain stable crop production in agriculture and forestry even in the winter, we started to use a newly developed film that transforms ultra-violet (UV) light (300-350 nm) to photosynthetic active light (600-650 nm, Hasegawa et al., 2003; Kataoka et al., 2014; 2021; Hasegawa, 2018, 2020). We call this new film developed by Professor Y. Hasegawa (Hokkaido University) “Hasegawa film” (H-film). To maintain higher and stable crop production, the engineering

technology and agriculture faculties have collaborated closely since 2018 (Hokkaido University Robust Platform, 2020). The Hokkaido University Research and Education Center for Robust Agriculture, Forestry, and Fisheries Industry (The Robust Platform) is the center for this collaboration. Here, “Robust” means having internal resilience and the ability to withstand changes brought about by external environmental disturbances



Figure 1. Views of the robust greenhouse; Upper: outside of green house, Lower inside of greenhouse.

such as climate change (Kitaoka et al., 2021).

By incorporating the concept of engineering technology into the agriculture, forestry, and fishing industries, our target is to make food-value-chains and sustainably produce foods under rapid environmental change, such as an increase in NO_x, PM, Ozone. This report outlines one of the projects, “the Robust Greenhouse Project.” Also, we will briefly introduce the nature of UV, the H-film, its application, and preliminary results with vegetative crops.

The Robust Greenhouse Project using the H-film for crop production

Hokkaido University established the greenhouse project to support researchers in developing and applying new technologies:

- heat and light management technology for the climate conditions of Hokkaido, northern Japan;
- verification of new production methods that match the characteristics of vegetative crop products;
- development of fundamental technologies that contribute to improving the productivity of horticulture;
- development of agricultural support robots.

The greenhouses are a “research platform” (Fig. 1) where it is possible to create a research environment to test “research seeds” for the future. The greenhouses are a creative site.

The role of UV light in nature

UV radiation is classified as UV-C (<280 nm), UV-B (280-320 nm), and UV-A (320-380 nm) (*some literature use 290 nm) (Fig. 2). Except for UV-A, most ultraviolet radiation (UV) harms living organisms (Larcher, 2003; Kitaoka, 2012). UV-A usually enhances the purple coloring of eggplants. UV-B is very harmful to living organisms, destroying DNA. At the same time, almost no UV-C from the sun reaches the ground surface due to the protection of stratospheric ozone. Based on the sun's light spectrum, active photosynthetic radiation (PAR) is 380-710 nm (Larcher, 2003). However, we usually use a PAR of 400-700 nm after McCree (1972)

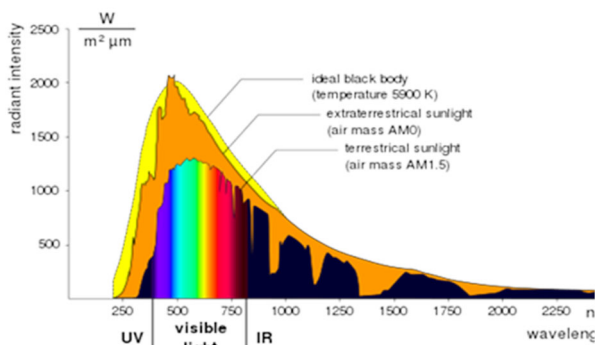


Figure 2. Wave length of sunlight

The original uploader was Degreen at German Wikipedia. Improved Baba66 (opt Perhelion) on request; En. translation Locusta Fr. translation Eric Bajart Nl. translation BoH, CC BY-SA 2.0 DE, via Wikimedia Commons.

and Lambers et al. (1998). If a productive environment, such as the proper temperature, adequate nutrients, and sufficient CO₂, is present, light is the essential environmental resource for the growth and survival of green plants. During late autumn and part of winter, the light intensity of PAR decreases to about 40% of that of summer in Sapporo (43°N) (Ishii et al., 2004).

In Sapporo, in winter, the level of UV is 30% less than the summer (Ishii et al., 2004). However, previous

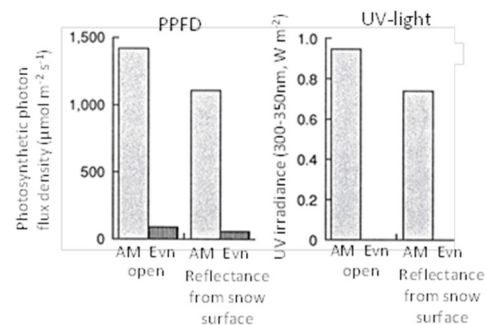


Figure 3. Importance of Ultra Violet (UV)-radiation reflected from snow surface (modified from Kitaoka 2002) Abb: PPFD: 380~720 nm, UV-light: 300~34 nm detected by a UV monitor of Akitsu-keisoku, Tokyo). Abb: AM; 9:00~10:00, Evn; 14:00~15:00 during late November to early December in 2001.

studies suggested snow-cover and clouds play a significant role in diffusing the refraction of UV (Fig. 3) (Kitaoka, 2002; Sabburg and Calbó, 2009; Lee et al., 2015). Therefore, we expect to improve crop productivity during late autumn to early winter, when there is a shortage of sunshine, by using H-film to convert UV to PAR. There is the possibility of improving light regulation in the greenhouse, especially the reflectance of PAR (=PPFD) and UV from the snow surface (Fig. 3) (Kitaoka, 2002).

Application H-film to the production of hybrid larch (F₁)

Several trials in forestry research regulated light quality to the forest floor to establish natural regeneration of light-demanding tree species (alder; *Alnus hirsuta*; Japanese larch, *Larix kaempferi*) (Harada, 1918; Asawaka et al., 1974; Mizui, 1978).

Aboveground biomass of alder and Japanese larch increased with increasing light intensity ($\mu\text{W cm}^{-2}$), but its degree was in the order of Red (minus: -Green & Blue), Yellow (-Blue), Neutral, and Blue (-Red). However, the epicotyl weight of Japanese larch was enhanced significantly in the Blue (-Red) box under constant temperature (Fig. 4). In contrast, the Blue box did not enhance the hypocotyl growth of alder seedlings, irrespective of all light intensities (Mizui, 1978).

In Hokkaido, local governments must find a way to produce sufficient planting stock from the cuttings of current-year seedlings of hybrid larch F₁ (*Larix gmelinii* var. *japonica* x *L. kaempferi*, larch F₁). We believe a possible solution is to use H-film during winter because larch F₁ seedlings are mainly cultivated in

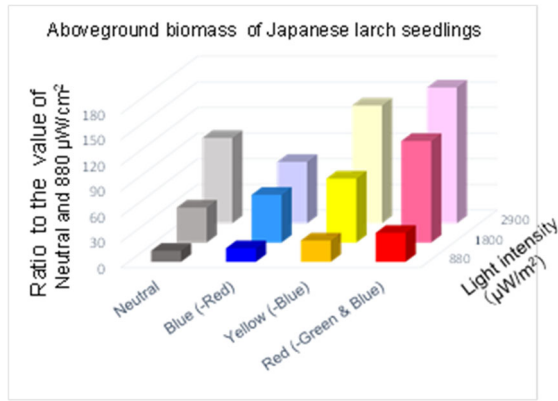


Figure 4. Effects of different light quality and intensity on growth of aboveground biomass (mg) of Japanese larch seedlings under regulated temperature. Illustrated from Mizui (1978).

Original point of the relative value is located at left-first position. Minus (-) in color treatment means omitted wave length by color film as shown by Asakawa et al. (1974).

greenhouses to shorten the cultivation period (Fig. 4). Larch, in general, is a typical light-demanding tree species (Kitaoka et al., 2020).

Development of a light transformation film (The H-film)

The Hasegawa laboratory publications provide detailed information (Hasegawa et al., 2003; Kataoka et al., 2014; Hasegawa 2018, 2020) on the film's creation. The simple explanation is that they added a complex rare-earth element (Europium: Eu; Atom No. 63, a lanthanoid) to a polymer film, creating a highly efficient luminescent (Fig. 5).

H-film can keep high light transmittance and high illuminance of red color (600-615 nm) by applying UV (300-340 nm). Finally, we can see red light transformed from UV, even under full sunlight.

Application of the H-film and tentative results

As mentioned, the H-film can transform a part of UV to PAR (=PPFD) at 600-615 nm and significantly

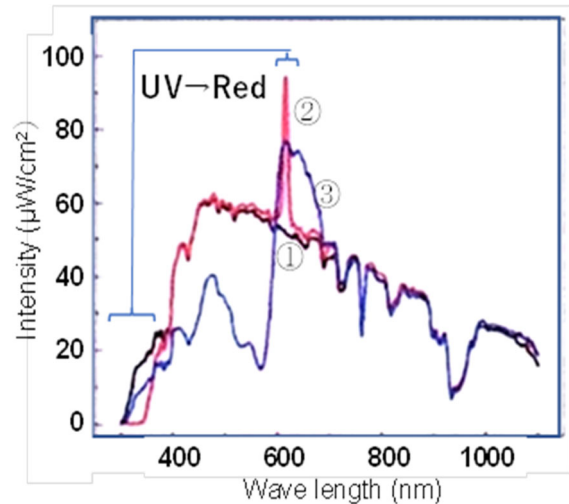


Figure 5. High transmittance capacity was realized by the H-film (After Hasegawa 2018).

Light intensity after transformation of full sunlight to ①: with no special chemicals, ②: Europium (Eu)-Complex polymer = the H-film, ③: Commercial organic pigment (BASF lumogen R305)

increase biomass and leafy greens in preliminary studies of Swiss chard (*Beta vulgaris* var. *cicla*; Suzuki, 2020; Kitaoka et al., 2021) and spinach (*Spinacia oleracea*; Sugai et al., 2016). A preliminary study of spinach (Fig. 6a) is very promising from a commercial viewpoint. The perimeter of the leaf blade grown under the H-film was the longest (Sugai et al., 2016).

In general, the photosynthesis rate is higher with a long perimeter length (Koike, 1996). Although leaf thickness detected by a micro-meter (Mitsutoyo, Kawasaki-Kanagawa, Japan) was the same for all individuals grown in several light conditions under several different films. The leaf area was the largest in spinach grown under the H-film (Figs. 5b, and c). These results suggest that the photosynthetic production of spinach grown under the H-film will be higher.

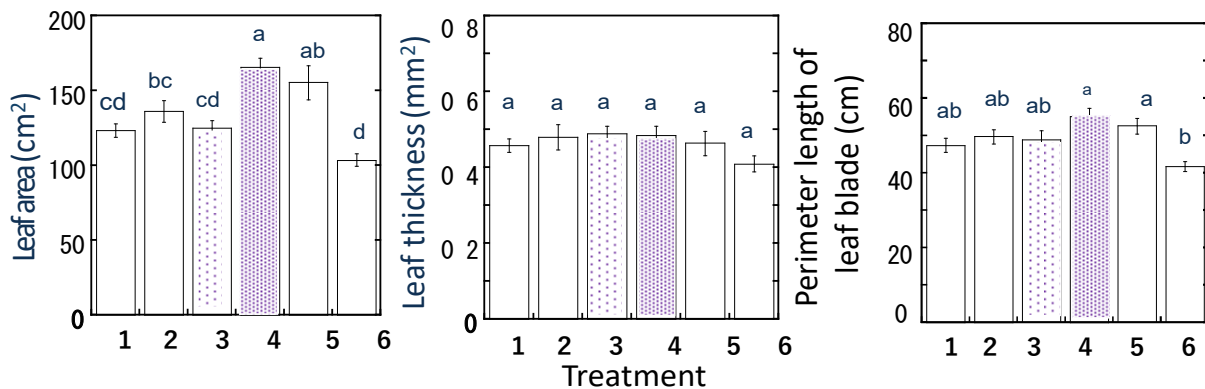


Figure 6. Preliminary results of spinach seedlings treated with different films including the H-film (adopted from Sugai et al. 2016; with the author’s permission).

The numbers of treatments indicate, 1: UV-absorption, 2: Film with no treatment (EVA: ethylene vinyl acetate), 3: Film with less rare earth element, 4: Film with much rare earth element, 5: commercial visible light

Conclusion

Our Robust Greenhouse Project will allow researchers to test their promising technology to increase crop production, especially vegetables, during autumn and winter when there is less sunshine than in the growing season. We are slowly applying the technology to several crops, such as Swiss chard, spinach, and horseradish. Finally, we would like to develop the ideal method for using the H-film in agriculture production.

Acknowledgements

We are grateful to Professor Y. Sano, Dr. Y. Watanabe, Dr. T. Umebayashi, Dr. T. Sugai, Dr. T. Koike, and Dr. T. Watanabe, for offering unpublished data on spinach seedlings grown under the H film (Hokrest, YY-2016, Hokkaido University). This report is a contribution to the Robust Project of Hokkaido University (organized by Professor K. Ishii, Research Faculty of Engineering).

References

- Asakawa, S., Sasaki, S, Morikawa, Y. (1974) Growth of tree seedlings under the lights of different spectral compositions. *Journal of Japanese Forestry Society*, 56: 441-447.
- Future Food Systems (2021) Smart Glass and LLEAF: novel spectra-shifting tech to boost energy-efficiency, crop growth and yield under cover. <https://www.futurefoodsystems.com.au/smart-glass-vs-leaf-film-novel-spectra-shifting-tech-to-boost-energy-efficiency-crop-growth-under-cover/>
- Harada, Y. (1939) Über den Einfluss der Lichtqualität für Keimung und Wachstum der jungen Waldpflanzen. *Journal of Japanese Forestry Society*, 21: 203-213. (in Japanese with German explanation)
- Hasegawa, Y., Yamamuro, M., Wada, Y., Kanehisa, N., Kai, Y., Yanagida, S. (2003) Luminescent Polymer Containing the Eu (III) Complex Having Fast Radiation Rate and High Emission Quantum Efficiency. *The Journal of Physical Chemistry A* 2003, 107, 1697-1702.
- Hasegawa, Y. (2018) Luminous rare earth complex can support biomass production in agriculture, forestry and fisheries. *Green-techno information*, 2-4
- Hasegawa, Y. (2020) <https://www.youtube.com/watch?v=9DkSkxU5j9U>
- Hokkaido University Robust project (2020) A greenhouse research of the Robust project, <https://robust.eng.hokudai.ac.jp/en/project/331>
- Ishii, Y., Yamazaki, K., Oba, K., Hasegawa, T., Hiyane, S., Tanaka, I. (2004) Seasonal changes in spectral photon flux measured at Sapporo, Gifu and Naha. *Environmental Control Biology* 42: 147-154.
- Kita, K., Sugai, T., Fujita, S., Koike, T. (2018) Breeding effort on hybrid larch F₁ and its responses to environmental stresses. *Forest Genetics and Tree Breeding*, 7: 107-114. (in Japanese with English summary).
- Kitaoka, H., Kitano, T., Takizawa, T., Hirai, Y., Nakanishi, T., Hasegawa, Y. (2014) Photo- and thermo-stable luminescent beads composed of Eu (III) complexes and PMMA for enhancement of silicon solar cell efficiency. *Journal of Alloys and Compounds*, 601: 293-297.
- Kitaoka, S. (2002) Reflectance of UV and PDF from surface layer of snow. Needle morphology and anatomy (T. Koike' part), In: Nagata, H. and Sasaki, S., eds. *Environmental physiology of Trees*, pp.101-102, Bun-ei-do publisher, Tokyo. (in Japanese).
- Kitaoka, S., Qu, L.Y., Watanabe, Y., Watanabe, M., Watanabe, T., Koike, T. (2020) Heterophyllous Shoots of Japanese Larch Trees: The seasonal and yearly variation in CO₂ assimilation capacity of the canopy top with changing environment. *Plants*, 9(10), 1278; <https://doi.org/10.3390>.
- Kitaoka, S., Shinano, T., Shoji, S., Hasegawa, Y., Saitoo, H., Jitsuyama, Y., Suzuki, T. (2021) Application of Ultra-violet radiation to photosynthetic production of crops; a trail of the greenhouse project of the Robust Project of Hokkaido University-, *Agriculture Meteorology in Hokkaido*, 72: 30-32 (in Japanese)
- Koike, T. (1996) Leaf morphology and anatomy affecting the net photosynthetic rate of 33 deciduous broadleaved trees. *Forest Resources Environment*, 34:25-32.
- Lambers, H., Chapin III, F. S., Pons, T. (2008) *Physiological Plant Ecology*, Springer Verlag, Heidelberg, 10.1007/978-0-387-78341-3
- Larcher, W. (2003) *Physiological Plant Ecology- Ecophysiology and Stress Physiology of Functional Groups*, Springer Verlag, Heidelberg. ISBN: 978-3-540-43516-7
- Lee Y.G., Koo J.-H., Kim, J. 2015. Influence of cloud fraction and snow cover to the variation of surface UV radiation at King Sejong station, Antarctica. *Atmospheric Research* 164-165:99-109.
- McCree, K.J. (1972) Test of definitions of photosynthetically active radiation against leaf photosynthesis data. *Agricultural Meteorology* 10: 443-453.
- Mizui, N. (1978) Effect of light intensity and spectral composition on the growth of tree seedlings. *Bulletin of the Hokkaido Forest Experiment Station* 15: 1-8 (In Japanese with English summary)
- Sabburg, J., Calbó, J. 2009 Five years of cloud enhanced surface UV radiation measurements at two sites (in the Northern and Southern Hemispheres). *Atmospheric Research* 93: 902-912.
- Sugai, T., Koike, T., Watanabe, T. (2016) Interim report on the application of the H-film for crop production -

a case study on spinach-, Annual report on Hokkaido University (Hokrest 2016), pp4. (in Japanese)

Suzuki, T. (2020) Quality and quantity improvements of hydroponic leafy greens with using Hasegawa firms. <https://robust.eng.hokudai.ac.jp/project/1362>

Utasi, L., Monostori, I., Vég, B., Pék, Z., Darkó, E. (2019) Effects of light intensity and spectral composition on the growth and metabolism of spinach (*Spinacia oleracea* L.). *Acta Biologica Plantarum Agriensis* 7: 3-18. DOI:10.21406/abpa.2019.7.3