



HOKKAIDO UNIVERSITY

Title	SEASONAL DISTRIBUTION OF PELAGIC COPEPODS AT OSHORO BAY, WEST COAST OF HOKKAIDO.
Author(s)	ANRAKU, Masateru
Citation	北海道大學水産學部研究彙報, 3(3), 187-192
Issue Date	1953-01
Doc URL	https://hdl.handle.net/2115/22752
Type	departmental bulletin paper
File Information	3(3)_P187-192.pdf



SEASONAL DISTRIBUTION OF PELAGIC COPEPODS AT OSHORO BAY, WEST COAST OF HOKKAIDO.

by

Masateru ANRAKU

(Faculty of Fisheries, Hokkaido University, Hakodate.)

The routine work of plankton sampling at Oshoro Bay (Fig. 1), about 18 miles west of Otaru Harbour, on the west coast of Hokkaido, has been carried out usually every

week, sometimes more unfrequently, throughout the year. The present studies are based on the samples collected from June, 1946, to December, 1950, of which the number of vials reaches to 162 in all. The sampling was made by horizontal haul of plankton net (27 cm in mouth diameter, made of bolting cloth, 128 meshes to an inch) for about 400 metres through a few metres depth in the bay, sometimes collections outside of the bay being also carried out.

Fifty-six species of copepods were identified from the collections covering five years (Table 1), including thirty-one species of *Gymnoplea* and twenty-five species of *Podoplea*. Among them two *Gymnoplea* and one *Podoplea* are considered as new to science, about which a

detailed account will be given in the near future. The characteristic feature of seasonal fluctuation of their occurrences is outlined as follows (attached Table, Fig. 2):

January: The community is monotonous, mainly composed of *Oithona similis* and *Paracalanus parvus*, which are distributed throughout the year. *Pseudocalanus minutus*, which has appeared from November of the preceding year, gradually increases in number toward the end of this month.

February: The community is the same as the preceding month, but the number of *Pseudocalanus minutus* greatly increases. The females of this species usually bear eggs.

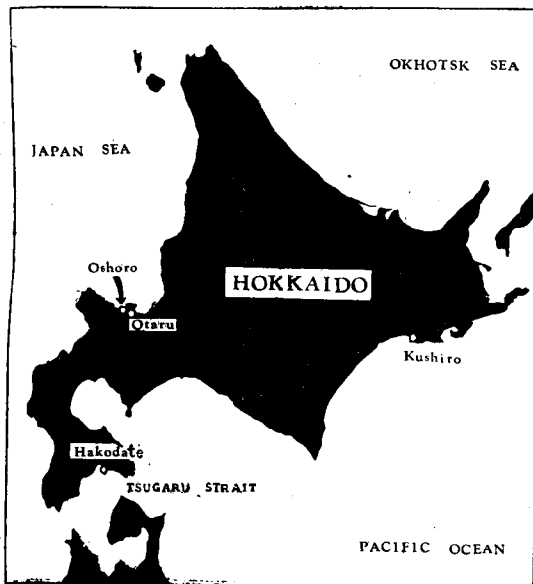


Fig 1. Sketch map of Hokkaido showing the situation of Oshoro Bay.

Table 1 Systematic list of pelagic copepods collected at Oshoro Bay.

Suborder Gymnoplea	<i>Tortanus forcipatus</i> (Giesbrecht)
Family Calanidae	<i>Tortanus</i> sp.
<i>Calanus helgolandicus</i> (Claus)	Suborder Podoplea
<i>Calanus plumchrus</i> Marukawa	Family Cyclopidae
<i>Calanus tenuicornis</i> Dana	<i>Oithona plumifera</i> Baird
* <i>Eucalanus bungii bungii</i> (Giesbrecht)	<i>Oithona nana</i> Giesbrecht
<i>Paracalanus parvus</i> (Claus)	<i>Oithona similis</i> Claus
<i>Paracalanus aculeatus</i> Giesbrecht	<i>Oithona fallax</i> Farran
<i>Acrocalanus gracilis</i> Giesbrecht	<i>Cyclopina longicornis</i> Boeck
<i>Clausocalanus pergens</i> Farran	<i>Setella gracilis</i> Dana
<i>Clausocalanus furcatus</i> (Brady)	<i>Microsetella rosea</i> (Dana)
<i>Calocalanus pavo</i> (Dana)	<i>Microsetella norvegica</i> (Boeck)
<i>Calocalanus styliremis</i> Giesbrecht	<i>Eutерpe acutifrons</i> (Dana)
<i>Calocalanus plumulosus</i> Claus	<i>Clytemnestra rostrata</i> (Brady)
<i>Pseudocalanus minutus</i> (Kröyer)	<i>Harpacticus uniremis</i> (Kröyer)
<i>Euchaeta marina</i> (Prestandrea)	<i>Laophonte</i> sp.
<i>Euchaeta ovata</i> Sato	<i>Zaus spinatus</i> Goodsir
Family Centropagidae	Family Oncaeiidae
<i>Centropages yamadai</i> Mori	<i>Oncaea venusta</i> Philippe
<i>Centropages bradyi</i> Wheeler	<i>Oncaea media</i> Giesbrecht
<i>Centropages</i> sp.	<i>Oncaea conifera</i> Giesbrecht
<i>Pseudodiaptomus marinus</i> Sato	Family Corycaeiidae
<i>Temora styrifera</i> (Dana)	<i>Sapphirina nigromaculata</i> Claus
<i>Temora discaudata</i> Giesbrecht	<i>Copilia mirabilis</i> Dana
<i>Metridia lucens</i> Boeck.	<i>Corycaeus speciosus</i> Dana
<i>Lucicutia flavicornis</i> (Claus)	<i>Corycaeus agilis</i> Dana
Family Candaciidae	<i>Corycaeus catus</i> F. Dahl
<i>Candacia bipinnata</i> Giesbrecht	<i>Corycaeus anglicus</i> Lubbock
Family Pontellidae	<i>Corycaeus concinnus</i> Dana
<i>Labidocera japonica</i> Mori	<i>Corycaeus</i> sp.
* <i>Acartia hamata</i> Mori	Family Monstrillidae
<i>Acartia clausi</i> Giesbrecht	<i>Monstrilla grandis</i> Giesbrecht
<i>Acartia bififosa</i> Claus	
<i>Tortanus discaudatus</i> (Thompson and Scott)	

*This species is identical with *Eucalanus elongatus* var. *bungii* Giesbrecht 1892 (Pelagischen Copepoden, Fauna u. Flora d. Golfes v. Neapel, Vol. 19, p. 149) and to *Eucalanus giesbrechti* Mori 1937 (The pelagic copepoda from the neighbouring waters of Japan. p. 22, pl. 7, figs. 6-8). Johnson (1939, The study of species formation in certain *Eucalanus* copepods in the North Pacific. Proc. Sixth Pacific Congr., Vol. 3, p. 565) stated that *Eucalanus elongatus* var. *bungii* in the northern Pacific should be elevated to the rank of species. Wilson (1950, Copepods gathered by the United States Fisheries Steamer "Albatross" from 1887 to 1909, chiefly in the Pacific Ocean. Bull. U. S. National Museum, Vol. 14, Part 4, p. 208) accounted the Pacific specimens as *Eucalanus bungii* and Kokubo (1950, Rep. Surv. Fish. Resour. Aomori Bay, No. 1, p. 106) used the name of *Eucalanus bungii bungii* for the specimens of northern Japan.

*Preceding the late Wilson's (1950, *loc. cit.* pp. 152-53, pl. 2, figs. 1-5) new species *Acartia hamata*, Mori (1937, *loc. cit.* pp. 104-105, pl. 51, figs. 1-5) gave a description of new species as *Acartia hamata*, to a species quite different from Wilson's species.

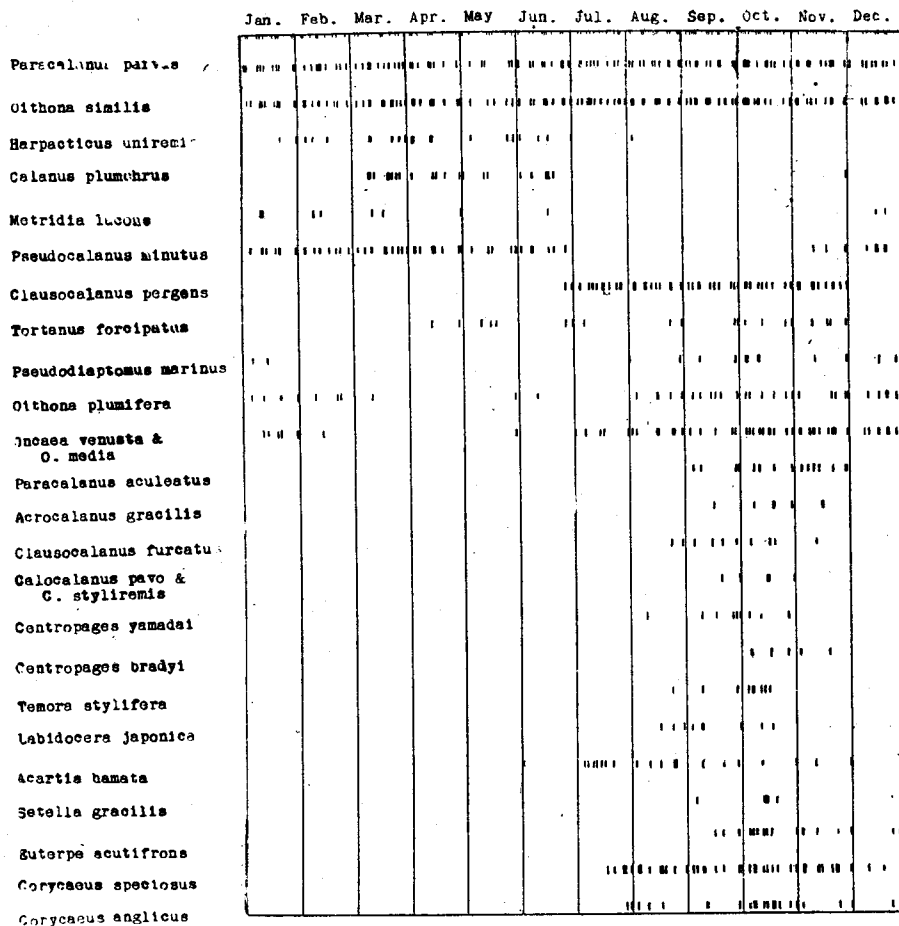


Fig. 2 General features of seasonal distribution of certain copepods based on successive five year observations.

March: Sudden appearance of an oceanic species, *Calanus plumchrus*, is observed in this month, and its appearance continues to about the end of June.

April: *Calanus plumchrus* becomes abundant, supplying the largest part of community.

May: The small-sized species, such as *Paracalanus parvus*, *Pseudocalanus minutus* and *Oithona similis*, are still observable.

June: *Paracalanus parvus*, is the main species, while *Pseudocalanus minutus* entirely disappears in the end of this month.

July: *Clausocalanus pergens* rapidly appears and increases in number to an overwhelming predominance. *Corycaeus speciosus* and *C. anglicus* appear in the middle of this month in some years. *Acartia hamata*, *Oncaea venusta* and *O. media*, also occur in this month.

August: At the beginning of this month *Pseudodiaptomus marinus*, *Oithona plumifera* and several species of *Corycaeus* appear; the former two species are distributed until the end of year or early the next year. *Labidocera japonica* occur at the middle of this month.

September: The community shows more diversity from the intermingling of tropical and subtropical species, such as *Paracalanus aculeatus*, *Temora stylifera*, *Setella gracilis*, *Eutерpe acutifrons*, *Copilia mirabilis* and *Sapphirina nigromaculata*. Some of them have appeared from the preceding month in some years.

October: The above warm current forms still occur abundantly.

November: The warm current species disappear gradually toward the end of this month. A few males of *Pseudocalanus minutus* are collected in the bay at the month end anticipating their general appearance. The females of this species are found only in the off-shore collections in this month.

December: The warm current species almost disappear, though sometimes a few members remain behind. Both sexes of *Pseudocalanus minutus* and *Paracalanus parvus* increase in their number, but the total quantity of copepods in this month is very poor.

It is noticed that the copepod community in autumn includes various species of tropical and subtropical inhabitants, which migrate into the present area having been carried by the Tsushima Current. Iizuka (1950) has also pointed out that the subtropical *Ceratia* were found from October to November, not in the middle summer, at the present bay. Fish (1925) stated that the temperature is the dominant factor in governing the seasonal distribution of local pelagic animals of Woods Hole region. In the present bay, however, the occurrence of the oceanic warm current species is mainly influenced by the effect of the oceanic Tsushima Current, not being affected directly on temperature fluctuation. Thus the predominant appearance of tropical and subtropical species at the present bay lags about two months behind the period of highest temperature (late August) (Fig.3). The same tendency was

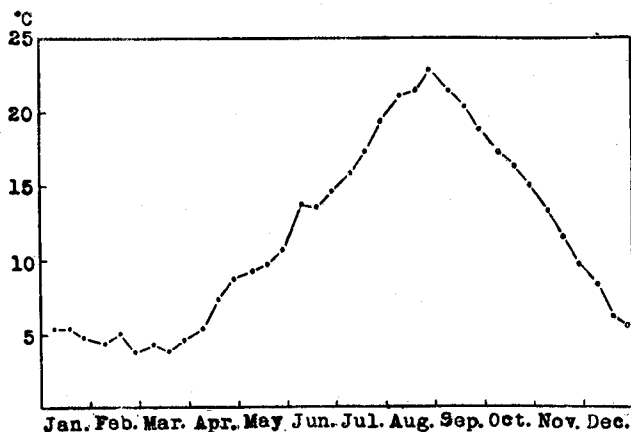


Fig. 3 Seasonal fluctuation of water temperature at Oshoro Bay averaging the data from 1946 to 1950 (Data were provided by Mr. Shinjiro Yamazaki).

observed by Kokubo (1946-50) at Aomori Bay into which an offshoot of the Tsushima Current flows.

The author (Motoda, Iizuka and Anraku, 1950) has assumed that the tropical and subtropical forms, which entered in the Japan Sea passing through the Chosen Strait in the middle summer, would appear at the northern part of the west coast of Japan in the autumn season, because the northward drift in the Tsushima Current from Chosen Strait to Hokkaido would require about two months. It is not yet

confirmed whether the tropical and subtropical forms migrate into the Japan Sea from the south or not during the seasons other than the summer.

Yamada (1935) mentioned nine species, such as *Centropages calaninus*, *C. furcatus*,

Candacia catula, *C. aethiopica*, *C. curta*, *C. truncata*, *Labidocera acutifrons*, *Pontella securifer*, *P. atlantica*, as the characteristic copepods in the Tsushima Current, but all these species did not arrive at our coast.

At the west part of the Tsugaru Strait, Tsushima Current is divided into two flows. The northward current bathes along the west coast of Hokkaido, while the other passes eastward through the Tsugaru Strait into the Pacific Ocean. The tropical and subtropical oceanic copepods found at the present bay are 11 species, while those occurring at Aomori Bay (Kokubo, 1946-50) number 14 species (Table 2).

Table 2. The comparison of warm current copepods occurring at Aomori Bay (Kokubo, 1946-50) and Oshoro Bay.

Aomori Bay	Oshoro Bay
<i>Calocalanus plumulosus</i>	<i>Calocalanus plumulosus</i>
<i>Calocalanus pavo</i>	<i>Calocalanus pavo</i>
_____	<i>Calocalanus styliremis</i>
_____	<i>Sapphirina nigromaculata</i>
<i>Copilia mirabilis</i>	<i>Copilia mirabilis</i>
<i>Paracalanus aculeatus</i>	<i>Paracalanus aculeatus</i>
<i>Acartia erythrea</i>	_____
<i>Corycaeus curtus</i>	_____
<i>Corycaeus speciosus</i>	<i>Corycaeus speciosus</i>
<i>Setella gracilis</i>	<i>Setella gracilis</i>
<i>Aetideus giesbrechti</i>	_____
<i>Corycaeus rostratus</i>	_____
<i>Eutерpe acutifrons</i>	<i>Eutерpe acutifrons</i>
<i>Labidocera acuta</i>	_____
<i>Microsetella rosea</i>	<i>Microsetella rosea</i>
<i>Temora stylifera</i>	<i>Temora stylifera</i>

The occurrences of *Clausocalanus pergens* and *Tortanus forcipatus* are confined to the months from July to November, while *Pseudocalanus minutus* is collected during the cold season from November to June. The latter species, however, occurs from January to June at Aomori Bay (Kokubo, 1946-50) and from March to September in the Gulf of Maine and Bay of Fundy (Fish, 1936).

Both the number of species and the quantity are more abundant outside of the bay than in the bay. This is also the case of *Ceratia* (Iizuka, 1950).

Besides the above, semibenthic copepods, *Harpacticus uniremis*, *Laophonte* sp., *Zaus spinatus* and the larval form of parasitic copepod, *Monstrilla grandis*, are collected, but the

latter three species occur only occasionally.

The author wishes to express his hearty acknowledgement to Prof. Dr. Sigeru Motoda, Faculty of Fisheries, Hokkaido University, Hakodate, for painstaking guidance through his work. He also wishes to express deep thanks to Mrs. Tamezo Yamazaki and Kazuro Shida, members of the Oshoro Marine Biological Station for laborious work of collection at sea.

References

- Fish, C. J. (1925): Seasonal distribution of the plankton of the Woods Hole Region. Bull. U. S. Bur. Fish., Vol. 41, pp. 91-179.
- Fish, C. J. (1936): The biology of *Pseudocalanus minutus* in the Gulf of Maine and Bay of Fundy. Biol. Bull., Vol. 70, No. 2, pp. 193-216.
- Iizuka, A. (1950): On the distribution of *Ceratium* (Dinoflagellata) in the adjacent waters of Hokkaido. II. Seasonal and yearly fluctuation of *Ceratium* in Oshoro Bay and their oceanographic consideration. Sci. Pap. Hokkaido Fish. Sci. Inst. No. 7, pp. 106-116 (in Japanese).
- Kokubo, S. (1946-1950): Bulletin of the Marine Biological Station of Asamushi. Vol. 1-5 (Vol. 1-3, print by mimeograph) (Vol. 1-4 in Japanese, Vol. 5 in English).
- Motoda, S., Iizuka, A. and Anraku, M. (1950): Distribution of plankton in the waters to northwest of Hokkaido in summer of 1949. Rep. Res. Deep Sea Fishery in Northern Japan Sea, summer of 1949, Otaru, pp. 79-109 (in Japanese).
- Yamada, T. (1935): Descriptions of nine species of pelagic copepoda in the Tsushima Current. Zool. Mag. (Jap.), Vol. 47, No. 556, pp. 70-75, pls. 1-7 (in Japanese).

(水産科学研究所業績 第122号)

