



HOKKAIDO UNIVERSITY

Title	A Quadratic Phase Distribution of Local Oscillator Beams and Directional Characteristics in Optical Heterodyne Detection
Author(s)	Koyanagi, Kojiro; Sakuraba, Ichiro
Citation	北海道大學工學部研究報告, 62, 41-45
Issue Date	1971-09-30
Doc URL	https://hdl.handle.net/2115/41067
Type	departmental bulletin paper
File Information	62_41-46.pdf



A Quadratic Phase Distribution of Local Oscillator Beams and Directional Characteristics in Optical Heterodyne Detection*

Kojiro KOYANAGI** and Ichiro SAKURABA**

(Received April 30, 1971)

Contents

Abstract	41
1. Introduction	41
2. Quadratic Phase Distribution of Local Oscillator Beams	41
3. Effects of the Quadratic Phase Distribution on Directional Characteristics	42
4. Conclusions	44
References	44

0-22 97°

Abstract

The effect of quadratic phase distribution of local oscillator beams on directional characteristics in optical heterodyne detection of uniform plane signal waves was discussed. The derivation was based on Corcoran and Sakuraba's analysis for a one-dimensional photocathode.

Results of the analysis show that the allowed angular tolerance on the directivity factors is increased by increasing the amount β of quadratic phase distributions.

1. Introduction

Directional characteristics of optical heterodyne detection were first described by Stroke¹⁾ and have been examined by various authors from different points of view²⁻¹⁰⁾. Recently, the wavefront curvature effect on detected power output was given by Sakuraba¹¹⁾.

The purpose of this paper is to deduce the directivity factors in optical heterodyne detection when the local oscillator wave is assumed to have quadratic phase distribution.

5-5
6-10

2. Quadratic Phase Distribution of Local Oscillator Beams

A local oscillator wave of complex scalar amplitude A_1 and optical frequency ω_1 emanating from point $P_{01}(x_{01}, y_{01})$ and a signal wave of complex scalar amplitude A_2 and optical frequency ω_2 emanating from point $P_{02}(x_{02}, y_{02})$ are superimposed at the square-law detector which is centered at $x=y=0$ in the $z=0$ plane. It is assumed that the wavefronts are not too strongly divergent or convergent on the active length of the detector and $1/r$ dependence of amplitudes was neglected by the above approximation. It is also assumed that the two beams have the same optical modes and they are identically polarized. The difference-frequency photocurrent is then given by

* This investigation was supported in part by a Research Grant from the Japanese Educational Ministry, No. 85070 of 1970.

** Department of Electronic Engineering, Hokkaido University, Sapporo, 060, Japan.

$$i(t) = e^{-j(\omega_1 - \omega_2)t} \int_{\mathcal{A}} \eta(P) E_1(P) E_2^*(P) dA \quad (1)$$

where

$$E_1(P) = A_1 \exp jk_1 r_1 \quad (2)$$

$$E_2(P) = A_2 \exp jk_2 r_2 \quad (3)$$

and k_1 and k_2 are the phase constants of the local oscillator and the signal waves, respectively, $\eta(P)$ is the effective quantum efficiency for light striking the point P and $E_n(P)$ is the field intensity at a point P on the photosurface. For simplicity, the photosurface is assumed to be a strip of width \mathcal{A} in the x -direction and uniform in the z -direction. It is assumed that an equivalent point of origin of the n th wave is on the line at the angle θ_n . The distance from a point P_{on} to a point P on the detector is

$$r_n = \{(x - x_{on})^2 + y_{on}^2\}^{1/2} = (r'_n - 2x_{on}x + y_{on}^2)^{1/2}$$

where

$$r_n'^2 = x_{on}^2 + y_{on}^2.$$

Since the linear dimension of the detector is small compared to r'_n , r_n can be expanded by means of the binominal theorem. The result is

$$r_n \approx r'_n - x \sin \theta_n + \frac{x^2}{2r'_n} \cos \theta_n + \dots \quad (4)$$

where

$$\theta_n = \tan^{-1}(x_{on}/y_{on}). \quad (5)$$

Through use of Eqs. (2) and (5) the detector output current can be written as

$$i(t) = e^{-j(\omega_1 - \omega_2)t} e^{j(k_1 r_1' - k_2 r_2')} A_1 A_2^* \int_{-a/2}^{+a/2} \eta(x) e^{j f(x)} dx \quad (6)$$

where

$$f(x) = (-k_1 \sin \theta_1 + k_2 \sin \theta_2)x + \left(\frac{k_1 \cos^2 \theta_1}{2r_1'} - \frac{k_2 \cos^2 \theta_2}{2r_2'} \right) x^2 + \dots \quad (7)$$

It is assumed that an equivalent point of origin of the local oscillator wave is on the line perpendicular to the detector and passes through the detector center. When the quadratic terms in Eq. (7) cannot be neglected and the higher order terms are neglected, the local oscillator wave has an exponential factor $\exp j\beta x^2$, where $\beta = k_1/2r_1'$. This means a quadratic phase distribution of the local oscillator beam. Experiments with uncollimated laser beams can easily be performed in this region. Namely, when the detector surface is in the near-field of laser, or when a lens is used to direct the radiation on to it, the detector surface is illuminated by the local oscillator wave with quadratic phase distribution. Also, this corresponds to the effective quantum efficiency $\eta(x) = \exp j\beta x^2$ or a curved photosurface proportional to the value of x^2 . When the signal wave is a plane wave, the quadratic and higher order terms can be neglected in Eq. (7). The expression for the output can, therefore, be written as

$$P = \frac{1}{2} R_{eq} |A_1 A_2^*|^2 \left| \int_{-a/2}^{+a/2} \eta(x) \exp \{j(k_2 x \sin \theta_2 + \beta x^2)\} dx \right|^2 \quad (8)$$

where R_{eq} is the equivalent resistance of the detector^{2,12)}. The similarity between the phase distribution effects in optical heterodyne detection and phase error effects of microwave antenna can be seen by an inspection of Eq. (8). In fact, if $\eta(x)$ is assumed to be the amplitude of the aperture field, Eq. (8) shows the effect of quadratic phase errors on the power pattern of the antenna system^{13,14)}.

3. Effects of the Quadratic Phase Distribution on Directional Characteristics

When the effective quantum efficiency is uniform over the photosurface, $\eta(x)$

= 1, the power output is given by

$$P = P_0 |D(\theta)|^2 \quad (9)$$

$$P_0 = (1/2) R_{eq} |A_1 A_2^*|^2 d^2 \quad (10)$$

$$|D(\theta)|^2 = (1/2\delta) [\{C(a_1) + C(a_2)\}^2 + \{S(a_1) + S(a_2)\}^2] \quad (11)$$

$$a_1 = \beta \left(\frac{d}{2} + \frac{k_2 \sin \theta_2}{2\beta} \right)^2, \quad a_2 = \beta \left(\frac{d}{2} - \frac{k_2 \sin \theta_2}{2\beta} \right)^2 \quad (12)$$

$$\beta \equiv \delta d^2 / \pi \quad (13)$$

where the notation of Fresnel integrals is used as

$$C(x) = \sqrt{\frac{2}{\pi}} \int_0^{\sqrt{x}} \cos t^2 dt, \quad S(x) = \sqrt{\frac{2}{\pi}} \int_0^{\sqrt{x}} \sin t^2 dt \quad (14)$$

Plots of Eq. (11) with βd^2 as the parameter are presented in Fig. 1. The directivity factor of uniform plane waves, namely $\beta d^2 = 0$, is also shown in Fig. 1. As the amount β of the quadratic phase distribution of local oscillator beam increases, the value $|D(\theta)|$ of the main lobe becomes lower and side lobes become larger and finally the critical angular selectivity decreases.

In the case where $\eta(x) = \cos(\pi x/d)$, the detected power output is shown by

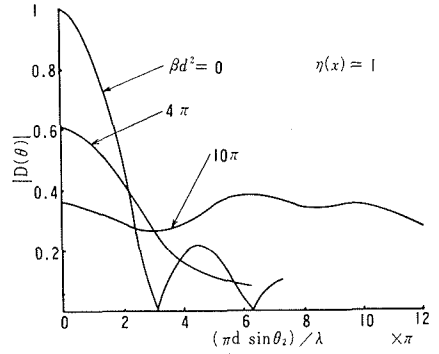


Fig. 1 The calculated value of $|D(\theta)|$ vs. $(\pi d \sin \theta_2)/\lambda$ with βd^2 as the parameter in the case where $\eta(x) = 1$.

$$P = P_0 |D(\theta)|^2 \quad (15)$$

$$|D(\theta)|^2 = (1/8\delta) \{C_{12}^2 + C_{34}^2 + S_{12}^2 + S_{34}^2 + 2(C_{12}C_{34} + S_{12}S_{34})(\cos \gamma_1 \cos \gamma_2 + \sin \gamma_1 \sin \gamma_2) + 2(S_{12}C_{34} + S_{34}C_{12})(\sin \gamma_1 \cos \gamma_2 - \cos \gamma_1 \sin \gamma_2)\} \quad (16)$$

where

$$\left. \begin{aligned} C_{12} &= C(b_1) + C(b_2), & C_{34} &= C(b_3) + C(b_4), & S_{12} &= S(b_1) + S(b_2), & S_{34} &= S(b_3) + S(b_4) \\ r_1 &= \{k_2 \sin \theta_2 + (\pi/d)\}^2 / 4\beta, & r_2 &= \{k_2 \sin \theta_2 - (\pi/d)\}^2 / 4\beta \\ b_1 &= \left\{ \frac{d}{2} + \frac{k_2 \sin \theta_2 + (\pi/d)}{2\beta} \right\}^2, & b_2 &= \left\{ \frac{d}{2} + \frac{k_2 \sin \theta_2 - (\pi/d)}{2\beta} \right\}^2 \\ b_3 &= \left\{ \frac{d}{2} - \frac{k_2 \sin \theta_2 + (\pi/d)}{2\beta} \right\}^2, & b_4 &= \left\{ \frac{d}{2} - \frac{k_2 \sin \theta_2 - (\pi/d)}{2\beta} \right\}^2 \end{aligned} \right\} \quad (17)$$

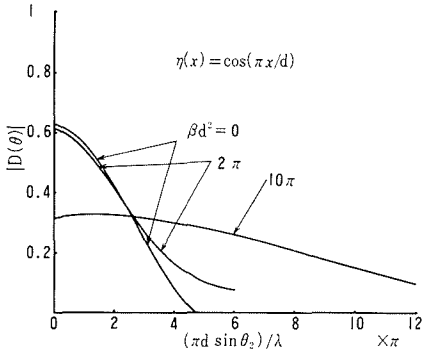


Fig. 2 The calculated value of $|D(\theta)|$ vs. $(\pi d \sin \theta_2)/\lambda$ with βd^2 as the parameter in the case where $\eta(x) = \cos(\pi x/d)$.

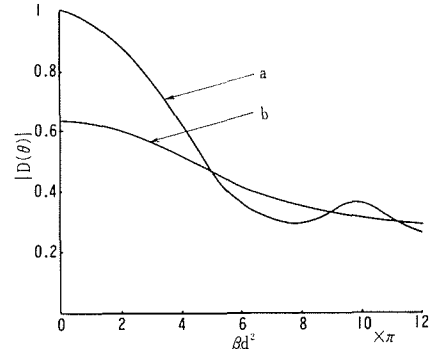


Fig. 3 Reduction in power output as the amount β of quadratic phase distribution of local oscillator wave increases: a) $\eta(x) = 1$, b) $\eta(x) = \cos(\pi x/d)$. It was assumed that $\theta_1 = \theta_2 = 0$.

Plots of Eq. (16) with βd^2 as the parameter are presented in Fig. 2. The directional pattern of cosine distribution of effective quantum efficiency is less sensitive to the angle than that of the uniform distribution of effective quantum distribution, as was expected. Values of $|D(\theta)|$ as function βd^2 for $\eta(x)=1$ and $\cos(\pi x/d)$ are shown in Fig. 3. A study of these figures shows that the allowed angular tolerance on the directivity is increased but the detected power output is decreased by the technique which increases the amount β of quadratic phase distribution. The calculated data on the effects of the quadratic distribution in local oscillator beams is summarized in Table 1.

Table 1 Comparison of Performance Figure

		$\beta=0$	$\beta d^2=10\pi$
$\eta(x)=1$	Detected Power Output at $\theta_2=0$	1.0	0.35
	Full Width of Main Lobe	1.0	> 3.0
$\eta(x)=\cos(\pi x/d)$	Detected Power Output at $\theta_2=0$	0.64	0.3
	Full Width of Main Lobe	~ 1.5	~ 3.0

4. Conclusions

The effect of quadratic phase distribution of local oscillator beams on directional characteristics in optical heterodyne detection of uniform plane signal waves were investigated. We can draw an interesting conclusion in which the allowed angular tolerance on the directivity is increased by a technique which increases the amount β of the quadratic phase distributions.

The authors are grateful to the Staff of Electronic Engineering Department for their helpful suggestions. Also, the authors wish to thank Asso. Professor T. Sueta, Osaka University, for his valuable discussions. The authors also wish to thank the Japanese Educational Ministry for their financial support. Finally, we are grateful to Professor M. Suzuki for his helpful observations and critical reading of the manuscript.

References

- 1) Stroke, G. W.: Lectures on "Optics of coherent and non-coherent electromagnetic radiations" Department of Electrical Engineering, The University of Michigan, Ann Arbor, Michigan, 1964 and J. Opt. Soc. Am., vol. 47, pp. 1097-1103, 1957.
- 2) Siegman, A. E., Harris, S. E. and McMurtry, B. I.: "Optical heterodyning and optical demodulation at microwave frequencies", Proc. Symp. on Optical Maser, Polytechnic Institute of Brooklyn, New York, pp. 511-527, April 1963.
- 3) Corcoran, V. J.: "Directional characteristics in optical heterodyne detection processes", J. Appl. Phys., vol. 36, pp. 1819-1825, June 1965.
- 4) Siegman, A. E.: "The antenna properties of optical heterodyne detection receiver", Proc. IEEE, vol. 54, pp. 1350-1356, October 1966.
- 5) DeLange, O. E.: "Optical Heterodyne Detection", IEEE Spectrum, vol. 5, pp. 77-85, October 1968.
- 6) Sakuraba, I. and Tsubo, T.: "Directional characteristics and forms of the detector surface in optical heterodyne detection processes", Memoirs of the Faculty of Engineering, Hokkaido University, Sapporo, Japan, No. 56, pp. 295-318, January 1969.
- 7) Sakuraba, I.: "Directional characteristics of Gaussian plane wave in optical heterodyne detection", Memoirs of the Faculty of Engineering, Hokkaido University, Sapporo, Japan, No. 57, pp. 427-438, February 1970.
- 8) Sakuraba, I. and Mishima, T.: "Effects of incident beam points on optical heterodyne detection of Gaussian plane waves", Bulletin of the Faculty of Engineering, Hokkaido University, Sapporo, Japan, No. 57, pp. 127-139, October 1970.
- 9) Koyanagi, K., Abe, A. and Sakuraba, I.: "The distribution of effective quantum efficiency

- and directional characteristics in optical heterodyne detection", Bulletin of Engineering, Hokkaido University, Sapporo, Japan, No. 59, pp. 7-13, March 1971.
- 10) Sakuraba, I.: "Angular selectivity and acoustic sensitivity in optical heterodyne ultrasonic image converters", Bulletin of the Faculty of Engineering, Hokkaido University, Sapporo, Japan, No. 59, pp. 1-5, March 1971.
 - 11) Sakuraba, I.: "Signal power output and wavefront curvature in optical heterodyne detection processes", Memoirs of the Faculty of Engineering, Hokkaido University, Sapporo, Japan, No. 57, pp. 417-438, February 1970.
 - 12) Sakuraba, I. and Rowe, J. E.: "Partial conversion of current modulation in linear-photoelectron-beam systems," Trans. PTGED-IEEE, vol. ED-12, pp. 388-389, June 1965.
 - 13) Silver, S.: "Microwave antenna theory and design", First Edition, McGraw-Hill, New York, 1949.
 - 14) Collin, R. E. and Zucker, F. J.: "Antenna theory", McGraw-Hill, New York, 1969.