



| | |
|------------------|---|
| Title | Catalytic asymmetric synthesis of descurainin via 1,3-dipolar cycloaddition of a carbonyl ylide using Rh ₂ (R-TCPTTL) ₄ |
| Author(s) | Shimada, Naoyuki; Hanari, Taiki; Kurosaki, Yasunobu et al. |
| Citation | Tetrahedron Letters, 51(50), 6572-6575 https://doi.org/10.1016/j.tetlet.2010.10.036 |
| Issue Date | 2010-12-15 |
| Doc URL | https://hdl.handle.net/2115/44674 |
| Type | journal article |
| File Information | TL51-50_6572-6575.pdf |



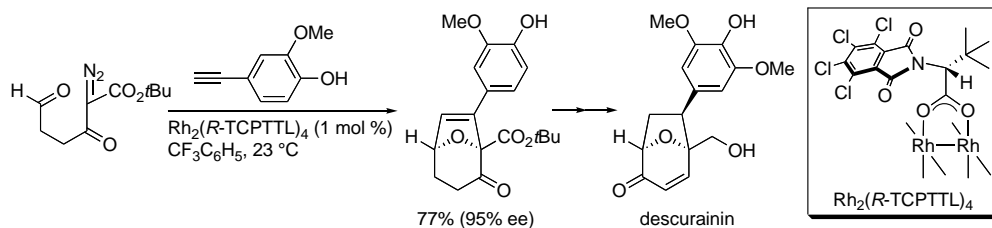
Graphical Abstract

To create your abstract, type over the instructions in the template box below.
Fonts or abstract dimensions should not be changed or altered.

Catalytic asymmetric synthesis of descurainin via 1,3-dipolar cycloaddition of a carbonyl ylide using $\text{Rh}_2(\text{R-TCPTTL})_4$

Leave this area blank for abstract info.

Naoyuki Shimada, Taiki Hanari, Yasunobu Kurosaki, Masahiro Anada, Hisanori Nambu, Shunichi Hashimoto*



Catalytic asymmetric synthesis of descurainin via 1,3-dipolar cycloaddition of a carbonyl ylide using $\text{Rh}_2(R\text{-TCPTTL})_4$

Naoyuki Shimada, Taiki Hanari, Yasunobu Kurosaki, Masahiro Anada, Hisanori Nambu, Shunichi Hashimoto*

Faculty of Pharmaceutical Sciences, Hokkaido University, Sapporo 060-0812, Japan

ARTICLE INFO

Article history:

Received

Received in revised form

Accepted

Available online

Keywords:

Carbonyl ylide

1,3-Dipolar cycloaddition

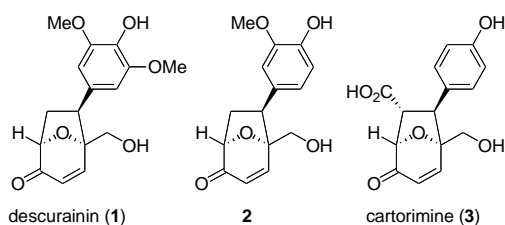
Chiral dirhodium(II) catalyst

Descurainin

ABSTRACT

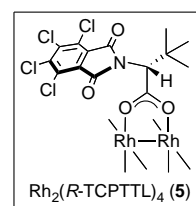
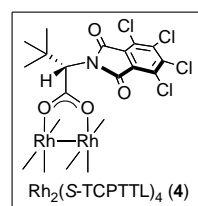
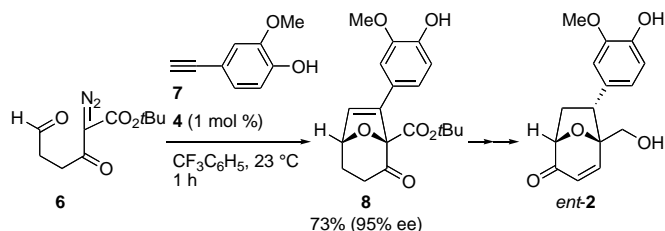
A catalytic asymmetric synthesis of descurainin has been achieved by incorporating an enantioselective 1,3-dipolar cycloaddition, a stereoselective alkene hydrogenation, an oxidation with Fremy's salt and a regioselective demethylation with NbCl_5 as the key steps. The 1,3-dipolar cycloaddition of a carbonyl ylide derived from *tert*-butyl 2-diazo-5-formyl-3-oxopentanoate with 4-hydroxy-3-methoxyphenylacetylene in the presence of dirhodium(II) tetrakis[*N*-tetrachlorophthaloyl-(*R*)-*tert*-leucinate], $\text{Rh}_2(R\text{-TCPTTL})_4$, provided an 8-oxabicyclo[3.2.1]octane skeleton in 95% ee.

In 2004, Li and co-workers isolated descurainin (**1**) from the seeds of *Descurainia sophia* (L.) Webb ex Prantl, which are widely used as Chinese traditional medicine to relieve coughing, prevent asthma, reduce edema and promote urination.¹ Compound **2**² and cartorimine (**3**),³ possessing an 8-oxabicyclo[3.2.1]oct-3-en-2-one ring system, were isolated from *Ligusticum chuanxing* Hort. and *Carthamus tinctorius* L. by the Wen and He groups, respectively. Snider and Grabowski reported a concise total synthesis of (\pm)-**1–3**, in which the fully functionalized 8-oxabicyclo[3.2.1]octenone skeleton was efficiently constructed by a possible biomimetic [5+2] cycloaddition of oxidopyrylium ion.⁴



The dirhodium(II) complex-catalyzed tandem cyclic carbonyl ylide formation–1,3-dipolar cycloaddition reaction sequence represents one of the most powerful methods for the rapid assembly of complex oxapolycyclic systems.^{5–8} An

enantioselective version of this sequence catalyzed by chiral dirhodium(II) complexes has also been developed.^{9–12} Recently, we reported an enantioselective 1,3-dipolar cycloaddition of a six-membered cyclic formyl-carbonyl ylide with phenylacetylene derivatives using dirhodium(II) tetrakis[*N*-tetrachlorophthaloyl-(*S*)-*tert*-leucinate], $\text{Rh}_2(S\text{-TCPTTL})_4$ (**4**),^{13–15} as a catalyst.¹⁶ The reaction between *tert*-butyl 2-diazo-5-formyl-3-oxopentanoate (**6**) and 4-hydroxy-3-methoxyphenylacetylene (**7**) provided 8-oxabicyclo[3.2.1]octane derivative **8** in 73% yield with 95% ee (Eq. 1). Using this catalytic methodology, we achieved the first asymmetric synthesis of *ent*-**2**.¹⁶ The absolute maximal molar circular dichroism of synthetic material *ent*-**2** ($\Delta\epsilon$ -3.81 at 348 nm) displayed a startling difference in magnitude to that of natural product **2** ($\Delta\epsilon$ $+0.01$ at 355 nm).² This observation



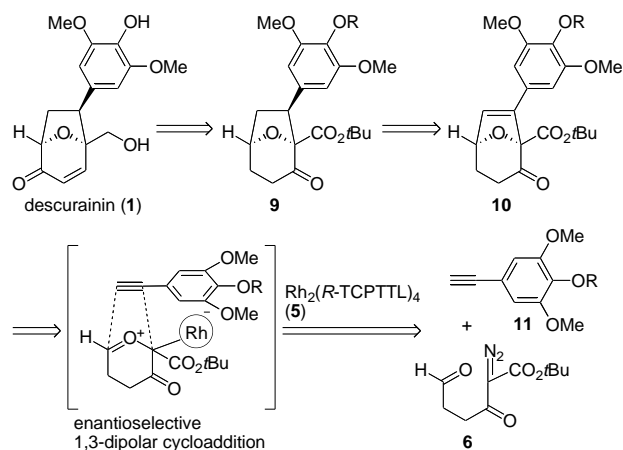
(1)

* Corresponding author. Tel.: +81-11-706-3236; fax: +81-11-706-4981; e-mail: hsmat@pharm.hokudai.ac.jp (S. Hashimoto).

suggested that natural product **2** might be biosynthesized in near-racemic form like polygalolides A and B.^{17,18} Our results provided experimental support for the biogenetic hypothesis by Snider's group.^{4b} As an extension of our study in this field, we herein report an asymmetric synthesis of descourainin (**1**) using the carbonyl ylide cycloaddition methodology.

Our synthetic strategy is outlined retrosynthetically in Scheme 1. We envisaged that **1** would be accessible from β -ketoester **9**, which would be derived from bicyclic compound **10** in a stereocontrolled manner. On the basis of our previous work,¹⁶ we envisioned that the cycloaddition of a carbonyl ylide derived from α -diazo- β -ketoester **6** with phenylacetylene derivative **11** using $\text{Rh}_2(\text{R-TCPTTL})_4$ (**5**)¹⁹ would provide cycloadduct **10**.

Toward this end, we initially examined the reaction of α -diazo- β -ketoester **6**¹⁶ with a variety of 3,5-dimethoxy-4-hydroxyphenylacetylene derivatives **11a–d** in the presence of 1 mol % of $\text{Rh}_2(\text{R-TCPTTL})_4$ (**5**) in α, α, α -trifluorotoluene at room temperature (Table 1, entries 1–4). The reaction of **6** with phenylacetylene **11a** bearing a free phenolic hydroxy group gave cycloadduct **12a** in 55% yield (entry 1). The enantiomeric excess of **12a** was determined to be 50% by HPLC using a Chiralcel OD-H column. Switching the dipolarophile to *tert*-butyldimethylsilyl (TBS)- or methyl-protected phenylacetylenes



Scheme 1. Retrosynthetic analysis of descourainin (**1**).

Table 1

Enantioselective 1,3-dipolar cycloaddition of a carbonyl ylide derived from **6** with **11a–d** and **7** using $\text{Rh}_2(\text{R-TCPTTL})_4$ (**5**)^a

| entry | dipolarophile | | product | | |
|----------------|----------------|----------------|------------------------|---------------------|----|
| | R ¹ | R ² | Yield ^b (%) | ee ^c (%) | |
| 1 | 11a | OH, OMe | 12a | 55 | 50 |
| 2 | 11b | OTBS, OMe | 12b | 39 | 26 |
| 3 | 11c | OMe, OMe | 12c | 44 | 20 |
| 4 | 11d | OAc, OMe | 12d | 62 | 1 |
| 5 ^d | 7 | OH, H | <i>ent</i> - 8 | 77 | 95 |

^a Unless otherwise noted, reactions were carried out as follows: a solution of **6** (45.3 mg, 0.2 mmol) and dipolarophile (3 equiv) in $\text{CF}_3\text{C}_6\text{H}_5$ (1 mL) was added over 1 h to a stirred solution of $\text{Rh}_2(\text{R-TCPTTL})_4$ (**5**) (3.95 mg, 1 mol %) in $\text{CF}_3\text{C}_6\text{H}_5$ (1 mL) at 23 °C.

^b Isolated yield.

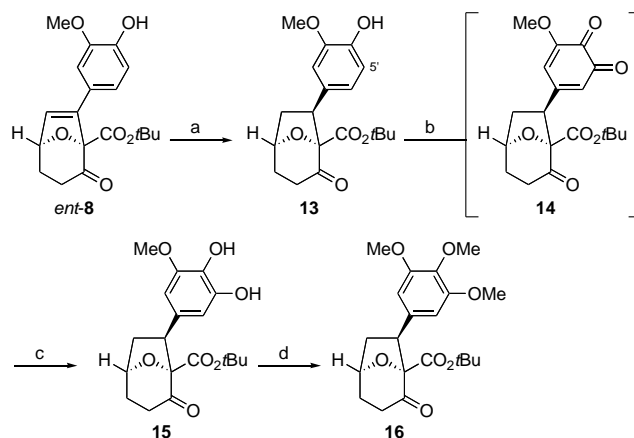
^c Determined by HPLC. See the Supplementary data for details.

^d The reaction was performed on a 7.0 mmol scale, in which the addition time was 3 h.

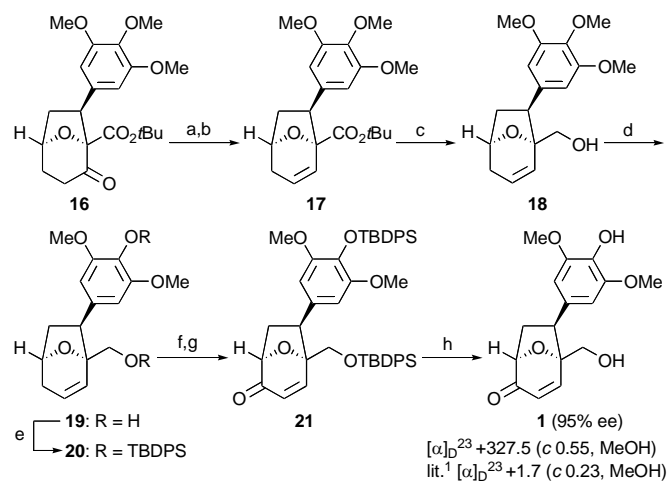
11b and **11c** resulted in a noticeable drop in both product yields (39% and 44%, respectively) and enantioselectivities (26% ee and 20% ee, respectively) compared to those with **11a** (entries 2 and 3). The use of acetyl-protected phenylacetylene **11d** caused a sharp drop in enantioselectivity, though cycloadduct **12d** was obtained in good yield (62% yield, 1% ee, entry 4). It is noteworthy that the steric and electronic nature of dipolarophiles markedly influenced both product yield and enantioselectivity.^{10b,c} These unsatisfactory results led us to change our strategy. We envisioned that the enantiomer of bicyclic compound **8** possessing a 4'-hydroxy-3'-methoxybenzene ring would be an intermediate for the synthesis of **1** via installation of a methoxy group at the C5' position on the aromatic ring. Thus, the reaction of **6** with 4-hydroxy-3-methoxyphenylacetylene (**7**) as a dipolarophile in the presence of $\text{Rh}_2(\text{R-TCPTTL})_4$ (**5**) was performed to provide the desired cycloadduct *ent*-**8**, $[\alpha]_D^{22} -148.5$ (*c* 1.09, CHCl_3), in 77% yield with virtually the same enantioselectivity (95% ee) as those found in our previous study (entry 5).^{16,20}

Catalytic hydrogenation of *ent*-**8** provided exclusively the desired *endo*-bicyclic compound **13** as a single diastereomer in 99% yield (Scheme 2).²¹ We then investigated installation of a hydroxy group at the C5' position on the aromatic ring via formation of *o*-quinone. Treatment of phenol **13** with $(\text{KSO}_3)_2\text{NO}$ (Fremy's salt)²² in the presence of KH_2PO_4 gave *o*-quinone **14**. Keeping the reaction time short prevented significant loss of product yield. The resultant *o*-quinone **14** was immediately converted into catechol **15** by treatment with $\text{Na}_2\text{S}_2\text{O}_4$ in 73% yield in two steps from **13**.²³ Since attempts at regioselective methylation of **15** were unsuccessful,²⁴ we turned our attention to the viability of a regioselective demethylation of trimethoxybenzene derivative. Treatment of **15** with MeI (4 equiv.) and K_2CO_3 afforded per-methylated product **16** in quantitative yield.

With an efficient installation of a methoxy group at the C5' position realized, the stage was now set for completion of the asymmetric synthesis of **1** as illustrated in Scheme 3. Treatment of ketone **16** with NaHMDS at -78 °C followed by addition of PhNTf_2 and subsequent palladium-catalyzed reduction of the resulting enol triflate²⁵ furnished alkene **17** in 81% yield. Reduction of **17** with LiAlH_4 provided alcohol **18** in quantitative yield. Next, regioselective demethylation of **18** was investigated under a variety of conditions. This transformation turned out to be even more difficult than we anticipated, as the bicyclic component was prone to decomposition under acidic conditions (HBr , TMSI, $\text{MeSO}_3\text{H}/\text{NaI}$ or $\text{BF}_3\cdot\text{OEt}_2/\text{NaI}$) frequently used in



Scheme 2. Reagents and conditions: (a) H_2 , 10% Pd/C, MeOH, 1 h, 99%; (b) $(\text{KSO}_3)_2\text{NO}$, KH_2PO_4 , acetone/ H_2O (3:1), 10 min; (c) $\text{Na}_2\text{S}_2\text{O}_4$, KH_2PO_4 , EtOAc/ H_2O (5:1), 0.5 h, 73% (two steps); (d) MeI, K_2CO_3 , acetone, reflux, 1 h, 99%.



Scheme 3. Reagents and conditions: (a) NaHMDS, THF, $-78\text{ }^\circ\text{C}$, 1 h, then, PhNTf_2 , -78 to $-10\text{ }^\circ\text{C}$, 3 h, 96%; (b) $\text{Pd}(\text{OAc})_2$, PPh_3 , $n\text{Bu}_3\text{N}$, HCO_2H , DMF, $60\text{ }^\circ\text{C}$, 40 min, 84%; (c) LiAlH_4 , THF, $0\text{ }^\circ\text{C}$, 1.5 h, 99%; (d) NbCl_5 , $\text{ClCH}_2\text{CH}_2\text{Cl}$, $70\text{ }^\circ\text{C}$, 1 h, 79%; (e) TBDPSCI, imidazole, DMAP, DMF, 24 h, 84%; (f) SeO_2 , dioxane, reflux, 24 h, 81%; (g) MnO_2 , CH_2Cl_2 , 15 h, 90%; (h) TBAF, THF, 2 h, 74%.

this type of regioselective demethylation.²⁶ After considerable experimentation, the Arai–Nishida protocol with NbCl_5 proved to be the method of choice.²⁷ Eventually, treatment of **18** with NbCl_5 in 1,2-dichloroethane at $70\text{ }^\circ\text{C}$ facilitated regioselective demethylation, affording phenol **19** as a sole product in 79% yield. Protection of the two hydroxy groups with TBDPSCI and imidazole provided bis-TBDPS ether **20** in 84% yield. Allylic oxidation of **20** with SeO_2 followed by oxidation of the resulting allylic alcohol with MnO_2 afforded enone **21** in 73% yield. Finally, removal of the two TBDPS protecting groups with TBAF completed the asymmetric synthesis of descurainin (**1**). The optical rotation of the synthetic material **1** (95% ee),²⁸ $[\alpha]_D^{23} +327.5$ (c 0.55, MeOH), was greatly different from the literature value [lit.¹ $[\alpha]_D^{23} +1.7$ (c 0.23, MeOH)], albeit with the same sign. This observation suggests that **1** could be biosynthesized in near-racemic form like natural product **2**.

In summary, we have achieved the first catalytic asymmetric synthesis of descurainin. The key features of this synthesis include an efficient construction of the 8-oxabicyclo[3.2.1]octane skeleton employing $\text{Rh}_2(\text{R-TCPTTL})_4$ -catalyzed tandem formyl-derived carbonyl ylide formation–1,3-dipolar cycloaddition, a stereoselective alkene hydrogenation, an oxidation with Fremy's salt and a regioselective demethylation with NbCl_5 developed by the group of Arai and Nishida. Further application of the catalytic enantioselective carbonyl ylide cycloaddition methodology to asymmetric synthesis of biologically active natural products is currently in progress.

Acknowledgments

This research was supported, in part, by a Grant-in-Aid for Scientific Research on Innovative Areas (Project No. 2105: Organic Synthesis Based on Reaction Integration) from the Ministry of Education, Culture, Sports, Science and Technology, Japan. We thank S. Oka, M. Kiuchi and T. Hirose of the Center for Instrumental Analysis at Hokkaido University for mass measurements and elemental analysis.

Supplementary data

Supplementary data associated with this article can be found in the online version, at doi: xxx.

References and notes

- Sun, K.; Li, X.; Li, W.; Wang, J.; Liu, J.; Sha, Y. *Chem. Pharm. Bull.* **2004**, *52*, 1483–1486.
- Wen, Y.; He, S.; Xue, K.; Cao, F. *Zhong Cao Yao* **1986**, *17*, 122; *Chem. Abstr.* **1986**, *105*, 75884m.
- Yin, H.-B.; He, Z.-S.; Ye, Y. *J. Nat. Prod.* **2000**, *63*, 1164–1165.
- (a) Snider, B. B.; Grabowski, J. F. *Tetrahedron Lett.* **2005**, *46*, 823–825; (b) Snider, B. B.; Grabowski, J. F. *Tetrahedron* **2006**, *62*, 5171–5177.
- For books and reviews on 1,3-dipolar cycloadditions of carbonyl ylides, see: (a) Padwa, A.; Weingarten, M. D. *Chem. Rev.* **1996**, *96*, 223–269; (b) Doyle, M. P.; McKervey, M. A.; Ye, T. *Modern Catalytic Methods for Organic Synthesis with Diazo Compounds*; Wiley-Interscience: New York, 1998; Chapter 7; (c) Hodgson, D. M.; Pierard, F. Y. T. M.; Stuppel, P. A. *Chem. Soc. Rev.* **2001**, *30*, 50–61; (d) Mehta, G.; Muthusamy, S. *Tetrahedron* **2002**, *58*, 9477–9504; (e) Savitzky, R. M.; Austin, D. J. In *Modern Rhodium-Catalyzed Organic Reactions*; Evans, P. A., Ed.; Wiley-VCH: Weinheim, 2005; Chapter 19.
- For a book and reviews on the syntheses of natural products by a carbonyl ylide cycloaddition strategy, see: (a) McMills, M. C.; Wright, D. In *Synthetic Applications of 1,3-Dipolar Cycloaddition Chemistry Toward Heterocycles and Natural Products*; Padwa, A., Pearson, W. H., Eds.; John Wiley & Sons: Hoboken, 2003; Chapter 4; (b) Padwa, A. *Helv. Chim. Acta* **2005**, *88*, 1357–1374; (c) Padwa, A. *J. Organomet. Chem.* **2005**, *690*, 5533–5540; (d) Nair, V.; Suja, T. D. *Tetrahedron* **2007**, *63*, 12247–12275; (e) Singh, V.; Krishna, U. M.; Vikrant, Trivedi, G. K. *Tetrahedron* **2008**, *64*, 3405–3428; (f) Padwa, A. *Chem. Soc. Rev.* **2009**, *38*, 3072–3081.
- For other more recent works, see: (a) Geng, Z.; Chen, B.; Chiu, P. *Angew. Chem. Int. Ed.* **2006**, *45*, 6197–6201; (b) Hirata, Y.; Nakamura, S.; Watanabe, N.; Kataoka, O.; Kurosaki, T.; Anada, M.; Kitagaki, S.; Shiro, M.; Hashimoto, S. *Chem. Eur. J.* **2006**, *12*, 8898–8925; (c) England, D. B.; Padwa, A. *Org. Lett.* **2007**, *9*, 3249–3252; (d) England, D. B.; Padwa, A. *J. Org. Chem.* **2008**, *73*, 2792–2802; (e) Lam, S. K.; Chiu, P. *Chem. Eur. J.* **2007**, *13*, 9589–9599; (f) Kim, C. H.; Jang, K. P.; Choi, S. Y.; Chung, Y. K.; Lee, E. *Angew. Chem. Int. Ed.* **2008**, *47*, 4009–4011.
- In classification of reaction integration, tandem reaction is categorized as a *time and space integration* by the Yoshida group. Suga, S.; Yamada, D.; Yoshida, J. *Chem. Lett.* **2010**, *39*, 404–406.
- (a) Hodgson, D. M.; Stuppel, P. A.; Johnstone, C. *Tetrahedron Lett.* **1997**, *38*, 6471–6472; (b) Hodgson, D. M.; Stuppel, P. A.; Johnstone, C. *Chem. Commun.* **1999**, 2185–2186; (c) Hodgson, D. M.; Stuppel, P. A.; Pierard, F. Y. T. M.; Labande, A. H.; Johnstone, C. *Chem. Eur. J.* **2001**, *7*, 4465–4476; (d) Hodgson, D. M.; Glen, R.; Grant, G. H.; Redgrave, A. J. *J. Org. Chem.* **2003**, *68*, 581–586; (e) Hodgson, D. M.; Labande, A. H.; Pierard, F. Y. T. M.; Expósito Castro, M. Á. *J. Org. Chem.* **2003**, *68*, 6153–6159; (f) Hodgson, D. M.; Brückl, T.; Glen, R.; Labande, A. H.; Selden, D. A.; Dossetter, A. G.; Redgrave, A. J. *Proc. Natl. Acad. Sci. U.S.A.* **2004**, *101*, 5450–5454; (g) Hodgson, D. M.; Glen, R.; Redgrave, A. J. *Tetrahedron: Asymmetry* **2009**, *20*, 754–757.
- (a) Kitagaki, S.; Anada, M.; Kataoka, O.; Matsuno, K.; Umeda, C.; Watanabe, N.; Hashimoto, S. *J. Am. Chem. Soc.* **1999**, *121*, 1417–1418; (b) Kitagaki, S.; Yasugahira, M.; Anada, M.; Nakajima, M.; Hashimoto, S. *Tetrahedron Lett.* **2000**, *41*, 5931–5935; (c) Tsutsui, H.; Shimada, N.; Abe, T.; Anada, M.; Nakajima, M.; Nakamura, S.; Nambu, H.; Hashimoto, S. *Adv. Synth. Catal.* **2007**, *349*, 521–526; (d) Shimada, N.; Anada, M.; Nakamura, S.; Nambu, H.; Tsutsui, H.; Hashimoto, S. *Org. Lett.* **2008**, *10*, 3603–3606; (e) Nambu, H.; Hikime, M.; Krishnamurthi, J.; Kamiya, M.; Shimada, N.; Hashimoto, S. *Tetrahedron Lett.* **2009**, *50*, 3675–3678; (f) Kurosaki, Y.; Shimada, N.; Anada, M.; Nambu, H.; Hashimoto, S. *Bull. Korean Chem. Soc.* **2010**, *31*, 694–696.
- Suga and co-workers reported enantioselective 1,3-dipolar cycloadditions of carbonyl ylides using chiral Lewis acid catalysts: (a) Suga, H.; Inoue, K.; Inoue, S.; Kakehi, A. *J. Am. Chem. Soc.* **2002**, *124*, 14836–14837; (b) Suga, H.; Inoue, K.; Inoue, S.; Kakehi, A.; Shiro, M. *J. Org. Chem.* **2005**, *70*, 47–56; (c) Suga, H.; Ishimoto, D.; Higuchi, S.; Ohtsuka, M.; Arikawa, T.; Tsuchida, T.; Kakehi, A.; Baba, T. *Org. Lett.* **2007**, *9*, 4359–4362; (d) Suga, H.; Higuchi, S.; Ohtsuka, M.; Ishimoto, D.; Arikawa, T.; Hashimoto, Y.; Misawa, S.; Tsuchida, T.; Kakehi, A.; Baba, T. *Tetrahedron* **2010**, *66*, 3070–3089.
- Very recently, Iwasawa and co-workers reported a catalytic asymmetric [3+2] cycloaddition of platinum-containing carbonyl

- ylides with vinyl ethers. Ishida, K.; Kusama, H.; Iwasawa, N. *J. Am. Chem. Soc.* **2010**, *132*, 8842–8843.
- For the effective use of Rh₂(S-TCPTTL)₄ (**4**) in enantioselective aminations, see: (a) Yamawaki, M.; Tsutsui, H.; Kitagaki, S.; Anada, M.; Hashimoto, S. *Tetrahedron Lett.* **2002**, *43*, 9561–9564; (b) Yamawaki, M.; Tanaka, M.; Abe, T.; Anada, M.; Hashimoto, S. *Heterocycles* **2007**, *72*, 709–721; (c) Tanaka, M.; Kurosaki, Y.; Washio, T.; Anada, M.; Hashimoto, S. *Tetrahedron Lett.* **2007**, *48*, 8799–8802; (d) Anada, M.; Tanaka, M.; Shimada, N.; Nambu, H.; Yamawaki, M.; Hashimoto, S. *Tetrahedron* **2009**, *65*, 3069–3077.
 - Charette and co-workers recently reported highly efficient asymmetric cyclopropanation with α -nitro diazoacetophenones using Rh₂(S-TCPTTL)₄ (**4**), where the X-ray crystal structure of **4** was determined: Lindsay, V. N. G.; Lin, W.; Charette, A. B. *J. Am. Chem. Soc.* **2009**, *131*, 16383–16385.
 - Iwabuchi and co-workers recently reported highly enantioselective intramolecular aza-spiroannulation onto an indole nucleus catalyzed by Rh₂(S-TCPTTL)₄ (**4**). (a) Sato, S.; Shibuya, M.; Kanoh, N.; Iwabuchi, Y. *J. Org. Chem.* **2009**, *74*, 7522–7524; (b) Sato, S.; Shibuya, M.; Kanoh, N.; Iwabuchi, Y. *Chem. Commun.* **2009**, 6264–6266.
 - Shimada, N.; Hanari, T.; Kurosaki, Y.; Takeda, K.; Anada, M.; Nambu, H.; Shiro, M.; Hashimoto, S. *J. Org. Chem.* **2010**, *75*, 6039–6042.
 - (a) Nakamura, S.; Sugano, Y.; Kikuchi, F.; Hashimoto, S. *Angew. Chem. Int. Ed.* **2006**, *45*, 6532–6535; (b) Snider, B. B.; Wu, X.; Nakamura, S.; Hashimoto, S. *Org. Lett.* **2007**, *9*, 873–874.
 - Recently, Peterson and co-workers reported that compound **2** could be produced from glucose, glycine, and ferulic acid in 3% yield in a simulated backing model system (10% moisture at 200 °C for 15 min). They also reported that **2** suppressed the bacterial lipopolysaccharide-mediated expression of two prototypical pro-inflammatory genes, inducible nitric oxide synthase and cyclooxygenase (COX)-2. Jiang, D.; Chiaro, C.; Maddali, P.; Prabhu, K. S.; Peterson, D. G. *J. Agric. Food Chem.* **2009**, *57*, 9932–9943.
 - Assuming that descurainin (**1**) might also possess the same absolute configuration as that of natural product **2**, we used Rh₂(R-TCPTTL)₄ (**5**) instead of Rh₂(S-TCPTTL)₄ (**4**).
 - The absolute configuration of *ent*-**8** was determined to be (1*S*,5*S*) by comparison of the sign of the optical rotation with the data reported in ref. 16.
 - Hodgson and co-workers reported *exo*-selective alkene hydrogenation of 8-oxabicyclo[3.2.1]oct-6-en-2-one derivatives. (a) Hodgson, D. M.; Avery, T. D.; Donohue, A. C. *Org. Lett.* **2002**, *4*, 1809–1811; (b) Hodgson, D. M.; Le Strat, F.; Avery, T. D.; Donohue, A. C.; Brückl, T. *J. Org. Chem.* **2004**, *69*, 8796–8803.
 - (KSO₃)₂NO, often referred to as Fremy's salt, has been used in the preparation of *o*- and *p*-benzoquinones, naphthoquinones, and some polycondensed quinones and in the oxidation of indolines. For a review, see: (a) Zimmer, H.; Lankin, D. C.; Horgan, S. W. *Chem. Rev.* **1971**, *71*, 229–246. For recent examples of oxidation with Fremy's salt used in the total syntheses of natural products, see: (b) Alvarez-Manzaneda, E.; Chahboun, R.; Cabrera, E.; Alvarez, E.; Haidour, A.; Ramos, J. M.; Alvarez-Manzaneda, R.; Hmamouchi, M.; Es-Samti, H. *Chem. Commun.* **2009**, 592–594; (c) Nielsen, L. B.; Slamet, R.; Wege, D. *Tetrahedron* **2009**, *65*, 4569–4577; (d) Ishii, S.; Fujii, M.; Akita, H. *Chem. Pharm. Bull.* **2009**, *57*, 1103–1106; (e) Inoue, K.; Ishikawa, Y.; Nishiyama, S. *Org. Lett.* **2010**, *12*, 436–439.
 - LaLonde and Zhang reported installation of a hydroxy group at the C5' position of α -conidendrin possessing a 4'-hydroxy-3'-methoxybenzene ring via formation of *o*-quinone with Fremy's salt and subsequent reduction with Na₂S₂O₄. LaLonde, R. T.; Zhang, M. *J. Nat. Prod.* **2004**, *67*, 697–699.
 - The reaction of **15** with MeI (1.0 equiv) and K₂CO₃ (1.0 equiv) in acetone at room temperature for 12 h gave a mixture of non-selectively methylated products, bis-methylated product **16** and substrate **15**.
 - Cacchi, S.; Morera, E.; Ortar, G. *Tetrahedron Lett.* **1984**, *25*, 4821–4824.
 - (a) Kuhn, M.; Keller-Juslén, C.; von Wartburg, A. *Helv. Chim. Acta* **1969**, *52*, 944–947; (b) Thurston, L. S.; Irie, H.; Tani, S.; Han, F.-S.; Liu, Z.-C.; Cheng, Y.-C.; Lee, K.-H. *J. Med. Chem.* **1986**, *29*, 1547–1550; (c) Klein, L. L.; Yeung, C. M.; Chu, D. T.; McDonald, E. J.; Clement, J. J.; Plattner, J. J. *J. Med. Chem.* **1991**, *34*, 984–992; (d) Kamal, A.; Laxman, N.; Ramesh, G. *Bioorg. Med. Chem. Lett.* **2000**, *10*, 2059–2062; (e) Kamal, A.; Kumar, B. A.; Arifuddin, M. *Tetrahedron Lett.* **2003**, *44*, 8457–8459.
 - (a) Arai, S.; Sudo, Y.; Nishida, A. *Synlett* **2004**, 1104–1106; (b) Sudo, Y.; Arai, S.; Nishida, A. *Eur. J. Org. Chem.* **2006**, 752–758.
 - The enantiomeric purity of the synthetic material **1** was determined to be 95% ee by comparison of the HPLC retention time with a racemic sample of **1**, which was prepared according to the literature. See ref. 4b.