



Title	Effects of clear-cutting on nitrogen leaching and fine root dynamics in a cool-temperate forested watershed in northern Japan
Author(s)	Fukuzawa, Karibu; Shibata, Hideaki; Takagi, Kentaro et al.
Citation	Forest ecology and management, 225(1-3), 257-261 <a href="https://doi.org/10.1016/j.foreco.2006.01.001">https://doi.org/10.1016/j.foreco.2006.01.001</a>
Issue Date	2006-04-15
Doc URL	<a href="https://hdl.handle.net/2115/8541">https://hdl.handle.net/2115/8541</a>
Rights	© 2006 Elsevier B.V.
Type	journal article
File Information	oreco 225(1-3) 257-261.pdf



**Title:** Effects of clear-cutting on nitrogen leaching and fine root dynamics in a cool-temperate forested watershed in northern Japan

**Names of authors:** Karibu Fukuzawa<sup>1\*</sup>, Hideaki Shibata<sup>2</sup>, Kentaro Takagi<sup>3</sup>, Mutsumi Nomura<sup>3</sup>, Noriko Kurima<sup>4</sup>, Tatsuya Fukazawa<sup>4</sup>, Fuyuki Satoh<sup>2</sup>, and Kaichiro Sasa<sup>5</sup>

**Complete postal addresses of affiliations:**

<sup>1</sup> Graduate School of Agriculture, Hokkaido University, 250 Tokuda, Nayoro, 096-0071, Japan

<sup>2</sup> Northern Forestry and Development Office, Field Science Center for Northern Biosphere, Hokkaido University, 250 Tokuda, Nayoro, 096-0071, Japan

<sup>3</sup> Teshio Experimental Forest, Field Science Center for Northern Biosphere, Hokkaido University, Toikanbetsu, Horonobe 098-2943, Japan

<sup>4</sup> Graduate School of Engineering, Hokkaido University, N13 W8 kita-ku, Sapporo, 060-8628, Japan

<sup>5</sup> Southern Forestry and Development Office, Field Science Center for Northern Biosphere, Hokkaido University, N9 W9 kita-ku, Sapporo, 060-8589, Japan

**\*Full address for correspondence:** Graduate School of Agriculture, Hokkaido University, 250 Tokuda, Nayoro, 096-0071, Japan, Tel.: +81-1654-2-4264; Fax: +81-1654-3-7522; E-mail: caribu@exfor.agr.hokudai.ac.jp

## Abstract

Stream and soil solution chemistry, fine root biomass and soil nitrogen processing before and after clear-cutting of trees and subsequent strip-cutting of understory vegetation, dwarf bamboo (*Sasa senanensis*), were investigated to understand the effect of these disturbances on biogeochemical processes on forested watershed in northern Japan. Tree-cutting did not cause a significant increase of nitrate ( $\text{NO}_3^-$ ) concentration in stream water during the growing season after the cutting. Subsequent *Sasa*-cutting caused significant increase of stream  $\text{NO}_3^-$  concentration to ca.  $15 \mu \text{mol L}^{-1}$ . There was no significant change of stream pH following both cuttings.  $\text{NO}_3^-$  concentration in soil solution increased after both cutting, but the change of concentration was higher ( $>100 \mu \text{mol L}^{-1}$ ) after the *Sasa*-cutting than after the tree-cutting. In a riparian conserved area, on the other hand,  $\text{NO}_3^-$  in soil solution remained low after tree-cutting, suggesting the riparian area acted as a  $\text{NO}_3^-$  sink after the tree-cutting. There was no significant change in total biomass of fine roots after the tree-cutting because of an increase in *Sasa* root biomass despite a decrease in tree roots. The subsequent *Sasa*-cutting caused a 50 % decrease of fine root biomass compared to that in the un-cut *Sasa* site. These results suggested that nitrogen uptake by *Sasa* was very important in preventing nitrogen leaching after tree-cutting, and decline of this nitrogen uptake after *Sasa*-cutting lead to marked  $\text{NO}_3^-$  leaching to the stream.

*Keywords:* Fine root biomass; Nitrate; *Sasa* dwarf bamboo; Soil solution; Stream chemistry

## 1. Introduction

Clear-cutting disturbs N cycling by hindering nitrogen uptake and/or producing large episodic inputs of fresh litter to soil, which leads to  $\text{NO}_3^-$  leaching and acidification of stream water (Likens et al. 1970; Vitousek and Melillo, 1979; Swank et al. 2001). However, the magnitude of increase in stream  $\text{NO}_3^-$  associated with clear-cutting has largely varied among ecosystems, ranging from about  $20 \mu \text{mol L}^{-1}$  (Swank et al., 2001) to about  $1,000 \mu \text{mol L}^{-1}$  (Likens et al., 1970).

The response of N cycling to cutting varies among sites, depending on a variety of factors that stimulate N mineralization and inhibit N loss (Vitousek and Melillo, 1979; Vitousek et al., 1982). The different biotic (including vegetation and microorganisms) and abiotic (climate, geology, hydrology and so on) factors create different responses of N cycling to clear-cutting.

In forest ecosystems in northern Japan, dense dwarf bamboo (*Sasa senanensis* and *Sasa kurilensis*) grows as understory vegetation. Although it has been well established that *Sasa* often inhibit forest regeneration and succession (Noguchi and Yoshida, 2004), the role of *Sasa* on biogeochemical cycles has not been well-clarified. In particular, nutrient uptake of *Sasa* has not been quantified due to the technical difficulties in field investigation. Since fine root dynamics are closely related to nutrient uptake and detritus supply in soil, the investigation of fine root dynamics, especially of *Sasa*, is important when understanding the change of nutrient uptake of vegetation after the clear-cutting in Japanese forested ecosystems.

In northern Japan, trees are mainly cut when there is a snowpack for ease of the logging operation. As a result, *Sasa* is protected from disturbance. *Sasa* is often strip-cut to allow for seedlings plantations after cutting. These disturbance regimes affecting *Sasa* would cause unique characteristics of ecosystem response after clear-cutting and *Sasa* strip cutting.

The purpose of this study was to clarify the effects of clear-cutting and subsequent removal of *Sasa* on N leaching in cool-temperate forested watershed with dense *Sasa* understory vegetation. We expected the decrease of N uptake by plants would be compensated with an increase of *Sasa* growth after tree-cutting. More specifically, our research questions were: (1) How does  $\text{NO}_3^-$  concentration in stream and soil solution respond to clear-cutting and subsequent *Sasa* strip-cutting? (2) Do clear-cutting and *Sasa*-cutting alter fine root biomass of tree species and *Sasa*?

## **2. Materials and methods**

### *2.1 Site description*

The study was conducted in a cool-temperate forested watershed (8ha) in Teshio Experimental Forest of Hokkaido University in northern Japan (45° 03' N, 142° 06' E). Prior to clear-cutting, predominant overstory species were fir (*Abies sachalinensis*), birch (*Betula ermanii* and *Betula platyphylla* var. *japonica*) and Mongolian oak (*Quercus mongolica* var. *grosserrata*) (Koike et al., 2001) . The forest floor was covered with dense understory vegetation, dwarf bamboo (mainly *Sasa senanensis* at

flat area and partly *Sasa kurilensis* at steep riparian slope). Bedrock is sedimentary rock of the Cretaceous period. Soil is gleyic Cambisols (FAO, 1988) and Typic Dystrochrepts (USDA Soil Taxonomy, 1994), with about 10cm of O horizon, 20 cm of A horizon and about 30cm of B horizon. Mean annual air temperature was 5.6 °C while mean annual precipitation was 1,170 mm, of which 30 % was snow. Inorganic N deposition was ca. 5 kgN ha<sup>-1</sup> yr<sup>-1</sup> in the studied watershed (unpublished data).

### *2.2 Clear-cut and Sasa strip-cut treatment*

From January to March 2003, all trees were clear-cut in the entire watershed except for the riparian area and slope (about 13 m width from stream). *Sasa* were conserved as a result of the cutting treatment in the snowpack season. Logs were transported outside of the basin and detritus (including shoots, twigs and leaves) were left in the basin. In October 2003, *Sasa* were strip-cut into 4 m rows by crushing and spreading. The area with the *Sasa* strip-cut was ca. 50 % of the total tree-cut area in the watershed. Larch seedlings were then immediately planted in the *Sasa* strip-cut line.

### *2.3 Stream water and soil solution*

Stream water was sampled at the weir located at the outlet of the watershed every two weeks during 2002-2004. Soil solution was sampled using tension-lysimeters with ceramic porous cups at 10, 20, and 40 cm depth at the clear-cut area (un-cut *Sasa*) and riparian slope area on the same date as the stream water collection.

After the measurement of pH using a glass electrode, water samples were filtered through a 0.7  $\mu\text{m}$  GF/F filter and kept below 4  $^{\circ}\text{C}$  prior to further chemical analysis. Ion concentrations of major anions ( $\text{Cl}^-$ ,  $\text{NO}_3^-$ ,  $\text{SO}_4^{2-}$ ) and cations ( $\text{Na}^+$ ,  $\text{NH}_4^+$ ,  $\text{K}^+$ ,  $\text{Mg}^{2+}$ ,  $\text{Ca}^{2+}$ ) were analyzed using ion chromatography (DX-500, Dionex Inc., USA) after the additional filtering with a 0.2  $\mu\text{m}$  membrane filter. Dissolved inorganic carbon (DIC) was analyzed using a total carbon analyzer (TOC-5000, Shimadzu Inc., Japan).  $\text{HCO}_3^-$  concentration was calculated from the DIC concentration and pH (Buurman et al., 1996).

#### *2.4 Fine root biomass*

Fine Roots (< 5mm) were collected from surface soil (0-15 cm depth) using a soil auger in June, September, and October of 2003 and October of 2004, washed using water to exclude soil material, dried (70  $^{\circ}\text{C}$ ) and weighed to determine the fine root biomass at three plots; the cut *Sasa* and un-cut *Sasa* sites in the cut watershed, and control site (no clear-cutting) near the cut watershed. Sampled roots were discriminated by vegetation (*Sasa* and trees) and diameter (<0.5 mm, 0.5-5 mm). Fine root biomass was quantified for trees and *Sasa* separately with different diameters.

#### *2.5. N mineralization and nitrification rate*

Since *Sasa* was strip-cut in fall, the analysis of nitrogen processing in soil during the dormant season is important in understanding N leaching to the stream after the

strip-cutting. Net N mineralization and nitrification rate during the dormant period were determined using the *in situ* buried-bag method as mentioned below. Soils of 0-15 and 15-30 cm depth were collected at the same three plots for fine root investigation (cut *Sasa*, un-cut *Sasa*, and the control site) in October 2004, one year following the strip-cut of *Sasa*. Soils were sieved (2 mm) and roots and coarse organic matter were discarded. The fresh soil (10 g) was extracted using 2M KCl (50 mL).  $\text{NH}_4^+$  and  $\text{NO}_3^-$  in the extracted solution were analyzed using an auto analyzer (AACS-4, BL-TEC Inc., Japan). For net N mineralization and nitrification measurements, soils were packed into vinyl bags and buried again for incubation *in situ*. The buried bags were sampled in May 2005 when snow disappeared. Net ammonification and net nitrification rate were calculated as the difference of  $\text{NH}_4^+$  and  $\text{NO}_3^-$  pool between before and after *in situ* incubation, respectively.

### **3. Results and Discussion**

#### *3.1 Stream water chemistry*

Before tree-cutting, mean  $\text{NO}_3^-$  concentration in stream water was very low ( $< 1.0 \mu \text{mol L}^{-1}$ ). After tree-cutting, it remained at a low level, and there was no discernible difference in  $\text{NO}_3^-$  concentration in stream water before and after the clear-cutting of trees. Just after the *Sasa*-cutting, however, stream  $\text{NO}_3^-$  concentration began to increase and the mean concentration in 2004 was significantly higher ( $P < 0.001$ ) than that in 2003 (Fig. 1), suggesting that the *Sasa*-cut treatment induced  $\text{NO}_3^-$  leaching to

the stream. Stream  $\text{NO}_3^-$  concentration peaked ( $15 \mu\text{mol L}^{-1}$ ) during the next snow-melting period (March 2004) and had subsequent higher values during the 2004 growing season compared to that observed before strip-cutting of *Sasa*.  $\text{NH}_4^+$  in stream water was almost below the detection limit. The stream pH was almost neutral, and concentrations of  $\text{HCO}_3^-$  and major cations were relatively high during entire study period with  $6.76 (\pm 0.36 \text{ SD})$  for pH,  $368 (\pm 308 \text{ SD}) \mu\text{mol L}^{-1}$  for  $\text{HCO}_3^-$ , and  $53 (\pm 28 \text{ SD}) \mu\text{mol L}^{-1}$  for  $\text{Ca}^{2+}$ , respectively. There were no significant change in the pH and concentrations of  $\text{HCO}_3^-$  and cations in stream water after both cuttings (data are not shown) despite an increase in stream  $\text{NO}_3^-$  concentration after *Sasa*-cutting (Fig. 1), indicating that the ecosystem had enough capacity to neutralize protons produced through  $\text{NO}_3^-$  production in soil even after *Sasa*-cutting.

< Fig. 1

### 3.2 Soil solution chemistry

Although the tree-cutting did not induce an increase in stream N leaching (Fig. 1),  $\text{NO}_3^-$  concentration in soil solution increased to a maximum of about  $30 \mu\text{mol L}^{-1}$  after the tree-cutting of 2003, showing that the elimination of nutrient uptake by trees enhanced nitrification in the soil. In 2004, after the *Sasa*-cutting, there was a further increase in  $\text{NO}_3^-$  concentration in the solution (Fig. 2), suggesting that the *Sasa*-cut treatment promoted further nitrification in soil.

In the slope area surrounding the riparian zone, there was no increase in  $\text{NO}_3^-$

concentration in 2003 after tree-cutting, suggesting N is retained in the riparian area by plant uptake and denitrification in this anaerobic environment. However after the strip-cut of *Sasa*,  $\text{NO}_3^-$  concentration in soil solution in the riparian slope increased and reached a similar level as was observed in stream water. (Fig. 1 and 2).

< Fig. 2

### 3.3 Fine root dynamics

*Sasa* root biomass in surface soil increased, while tree root biomass decreased after the tree-cutting (Fig. 3). As a result, *Sasa* made up 95 % of the fine root biomass in the clear-cut area compared with 50 % of *Sasa* in the control (uncut) area, indicating that fine root production of *Sasa* was stimulated by tree-cutting. The *Sasa*-cut treatment resulted in a 50 % decrease in fine root biomass compared to that of the un-cut *Sasa* site (Fig. 4). These results show that N uptake by understory vegetation buffered N leaching after tree-cutting, however, N leaching after *Sasa*-cutting was due to a reduction of vegetative uptake.

< Fig. 3, 4

### 3.4 N mineralization and nitrification

Net nitrification rate during the dormant period in surface soil (0-15 cm) in the cut *Sasa* plot and un-cut *Sasa* plot were  $104 (\pm 153 \text{ SD})$  and  $0.5 (\pm 1.2 \text{ SD}) \mu \text{gN kg soil}^{-1} \text{ d}^{-1}$ , respectively, although there was no significant difference due to the large spatial

heterogeneities (Fig. 5). In deeper soil, there was no difference in net N mineralization and nitrification between the cut *Sasa* and the un-cut *Sasa* site. In the cut *Sasa* plot, large input of fresh leaves and culms of *Sasa* with low C/N ratio might enhance N mineralization and nitrification in surface soil. Input of root detritus due to *Sasa*-cutting also might contribute to the N mineralization and nitrification by providing a labile source of organic material (Tripathi et al., 2005). Since the trees were cut in winter, there was not a large input of fresh litter from deciduous tree species. So the results of the buried bag experiment show that net nitrification was stimulated even in the dormant period by the *Sasa*-cutting rather than the tree-cutting, supporting that *Sasa*-cutting enhanced the  $\text{NO}_3^-$  leaching to the stream (Fig. 1 and 5).

< Fig. 5

### *3.5 Role of understory vegetation on N retention*

Our results show that N leaching was prevented after tree-cutting due to *Sasa* N uptake, while  $\text{NO}_3^-$  was leached from the soil to the stream after *Sasa*-cutting due to a decrease of N uptake by *Sasa*. Previous studies have indicated the importance of nitrogen uptake by sprouting trees or recovered herbaceous vegetation as a means of preventing nitrogen leaching after disturbance (Boring et al., 1988, Vitousek and Melillo, 1979, Likens et al., 1970). Weston and Attiwill (1996) also indicated that uptake of N by regrowing vegetation was essential in reducing  $\text{NO}_3^-$  concentration in soil water after the clearfelling in old-aged *Eucalyptus regnans* forests. In this study, it was suggested

that the increased N was taken up by understory vegetation roots just after tree-cutting in this *Sasa* dominated ecosystems. To show the N retention by *Sasa* quantitatively, the N leaching from soil was roughly estimated in each year after the cutting. Assuming that (i) mean concentration of  $\text{NO}_3^-$  in deeper soil solution (40cm) was 10 and  $106 \mu\text{mol L}^{-1}$  after tree-cutting (with *Sasa*) and after subsequent *Sasa* strip-cutting, respectively (Fig. 2) and (ii) water discharge from soil was 500 mm during growing season in both year (based on the mean stream discharge during 2003-2004, unpublished data), the N leaching from soil was  $0.7$  and  $7.4 \text{ kgN ha}^{-1}$ , respectively. These N leaching correspond to about 1-2 times of current atmospheric N deposition, implying that those values would not be large relative to the rest of ecosystem N cycling.

Although our results show that *Sasa*-cutting caused significant increase of  $\text{NO}_3^-$  leaching to the stream, there are still some uncertainties in understanding the cause of the seven month delayed response. Further detailed studies involving the analysis of water flow-pass and residence time of N in the groundwater (Ohte et al., 2003) are necessary to address these uncertainties.

#### **4. Conclusion**

Our results show that the remaining *Sasa* prevented N leaching after the clear-cutting of trees by inducing N uptake by *Sasa*, but *Sasa* cutting promoted N leaching due to a reduction in N uptake by *Sasa*. Understory vegetation played a role to buffer the

effects of tree clear-cutting on N leaching to the stream in this northern Japanese ecosystem.

### **Acknowledgements**

This study was conducted as a part of project “CC-LaG (Carbon Cycle and Larch Growth) experiment” in Teshio Experimental Forest of Hokkaido University. We are grateful to staff at Teshio Experimental Forest of Hokkaido University for sample collection and support in this field study. We also would like to thank Dr. Sheila F. Christopher for correcting English and helpful comments.

### **References**

- Boring, L.R., Swank, W.T., Monk, C.D., 1988. Dynamics of early successional forest structure and processes in the Coweeta basin. In: Swank, W.T., Crossley Jr., D.S. (Eds.), *Forest Hydrology and Ecology at Coweeta*. Ecological Studies, Vol. 66. Springer, New York, pp. 161-179
- Buurman, P., Lagen, B.V., Velthorst, E.J., 1996. *Manual for soil and water analysis*. Backhuys Publishers, Leiden.
- FAO 1988. FAO-UNESCO-ISRIC. *Soil Map of the World. Revised Legend*. Reprinted with corrections 1990. *World Soil Resources Reports 60*. FAO, Rome
- Koike, T., Hojyo, H., Naniwa, A., Ashiya, D., Sugata, S., Sugishita, Y., Kobayashi, M., Nomura, M., Akibayashi, Y., Nakajima, J., Takagi, K., Shibata, H., Satoh, F., Wang,

- W., Takada, M., Fujinuma, Y., Shi, F., Matsuura, Y., Sasa, K., 2001. Basic data for CO<sub>2</sub> flux monitoring of a young larch plantation –Current status of a mature, mixed conifer-broadleaf forest stand. *Eurasian J. For. Res.* 2, 65-79
- Likens, G.E., Bormann, F.H., Johnson, N.M., Fisher, D.W., Pierce, R.S., 1970. Effects of forest cutting and herbicide treatment on nutrient budgets in the Hubbard Brook watershed-Ecosystem. *Ecol. Monogr.* 40, 23-47
- Noguchi, M. and Yoshida, T.:2004. Tree regeneration in partially cut conifer-hardwood mixed forests in northern Japan: roles of establishment substrate and dwarf bamboo. *For. Ecol. Manage.* 190, 335-344
- Ohte, N., Tokuchi, N., Katsuyama, M., Hobara, S., Asano, Y., Koba, K., 2003. Episodic increases in nitrate concentrations in stream water due to the partial dieback of a pine forest in Japan: runoff generation processes control seasonality. *Hydrol. Processes* 17, 237-249
- Swank, W.T., Vose, J.M., Elliott, K.J., 2001. Long-term hydrologic and water quality responses following commercial clearcutting of mixed hardwoods on a southern Appalachian catchment. *For. Ecol. Manage.* 143, 163-178
- Tripathi, S.K., Sumida, A., Shibata, H., Uemura, S., Ono, K., Hara, T., Growth and substrate quality of fine root and soil nitrogen availability in a young *Betula ermanii* forest of northern Japan: effects of the removal of understory dwarf bamboo (*Sasa kurilensis*). *For. Ecol. Manage.* 212, 278-290
- Vitousek, P.M. and Melillo, J.M.,1979. Nitrate losses from disturbed forests: Patterns

and mechanisms. For. Sci. 25, 605-619

Vitousek, P.M., Gosz, J.R., Grier, C.C., Melillo, J.M. and Reiners, W.A., 1982. A comparative analysis of potential nitrification and nitrate mobility in forest ecosystems. Ecol. Monogr. 52, 155-177

Weston, C.J. and Attiwill, P.M., 1996. Clearfelling and burning effects on nitrogen mineralization and leaching in soils of old-age *Eucalyptus regnans* forests. For. Ecol. Manage. 89, 13-24

### Figure captions

Fig. 1: Temporal fluctuation of  $\text{NO}_3^-$  concentration in stream water before and after clear-cutting of trees and subsequent *Sasa* strip-cutting. Solid and open arrow denote the period of clear-cutting of trees and *Sasa* strip-cutting, respectively.

Fig. 2: Temporal fluctuation of  $\text{NO}_3^-$  concentration in soil solution before and after clear-cutting of trees and subsequent *Sasa* strip-cutting. Solid and open arrow denote the period of clear-cutting of trees and *Sasa* strip-cutting, respectively. Bars indicate SD (n=4 for cut area, 3 for riparian slope, respectively)

Fig. 3: Temporal fluctuation of fine root biomass in control site and clear-cut site (un-cut *Sasa*) after clear-cutting of trees. Bars indicate SD of whole fine root biomass (n=6-8).

Fig. 4: Surface soil (0-15cm) fine root biomass of trees and *Sasa* in each diameter class in the cut *Sasa*, un-cut *Sasa* and control (uncut) site one year following *Sasa*-cut treatment. Bars indicate SD (n=3-8). Different alphabets denote statistical significance ( $P<0.05$ ) of total biomass among treatments (Scheffe's multiple comparisons).

Fig. 5: Net ammonification and nitrification in soil in cut *Sasa*, un-cut *Sasa* and control

(uncut) site one year following *Sasa*-cut treatment. Bars indicate SD (n=6).

Fig. 1

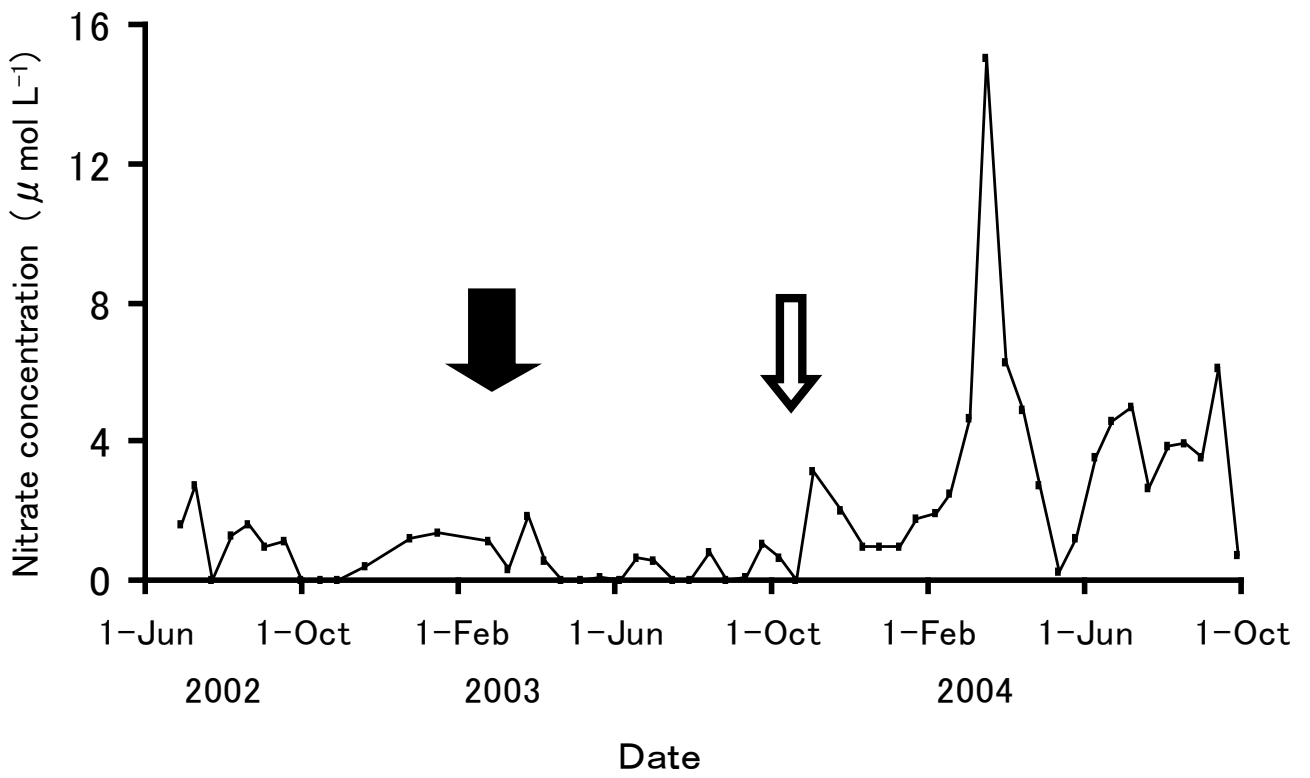


Fig. 2

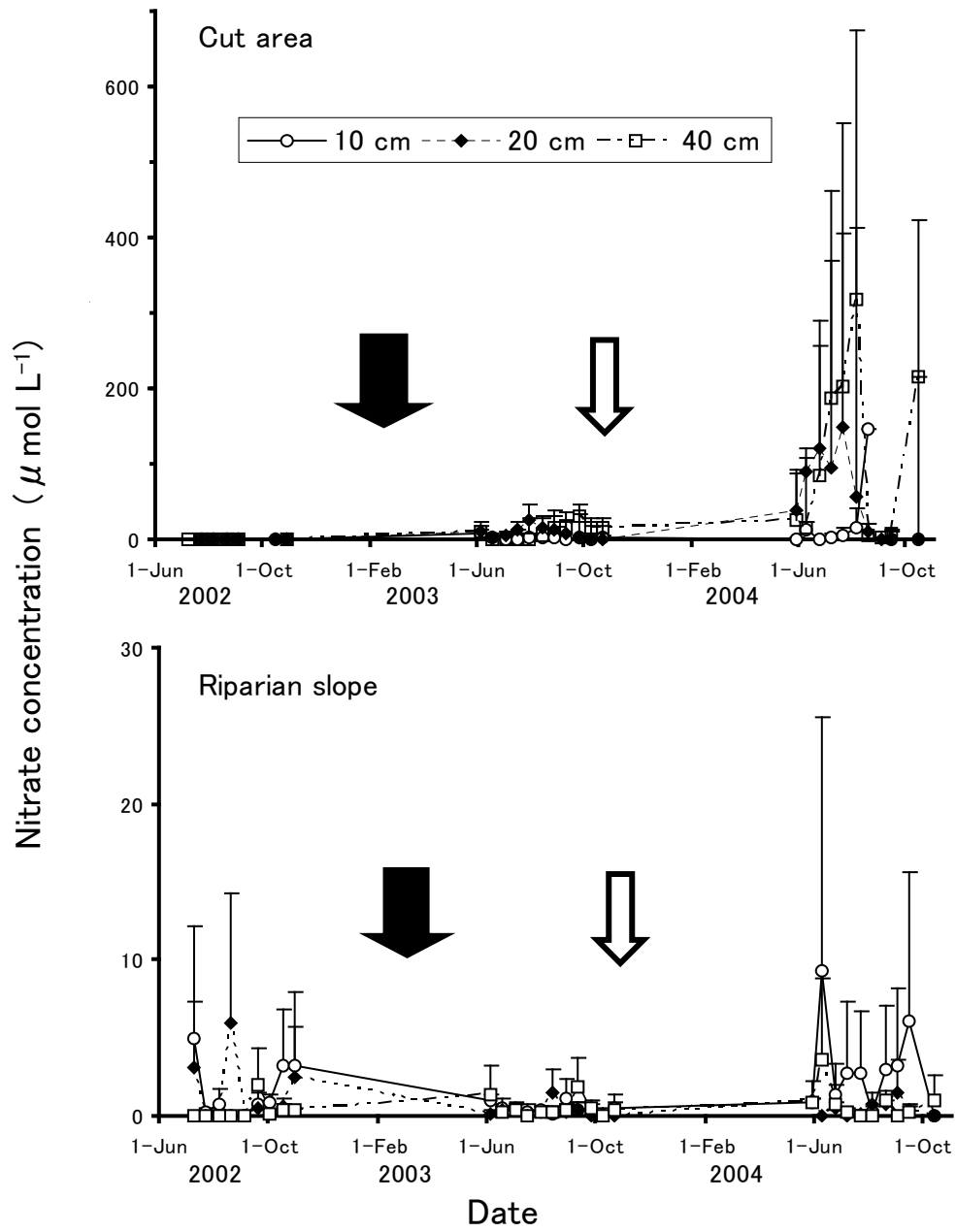


Fig. 3

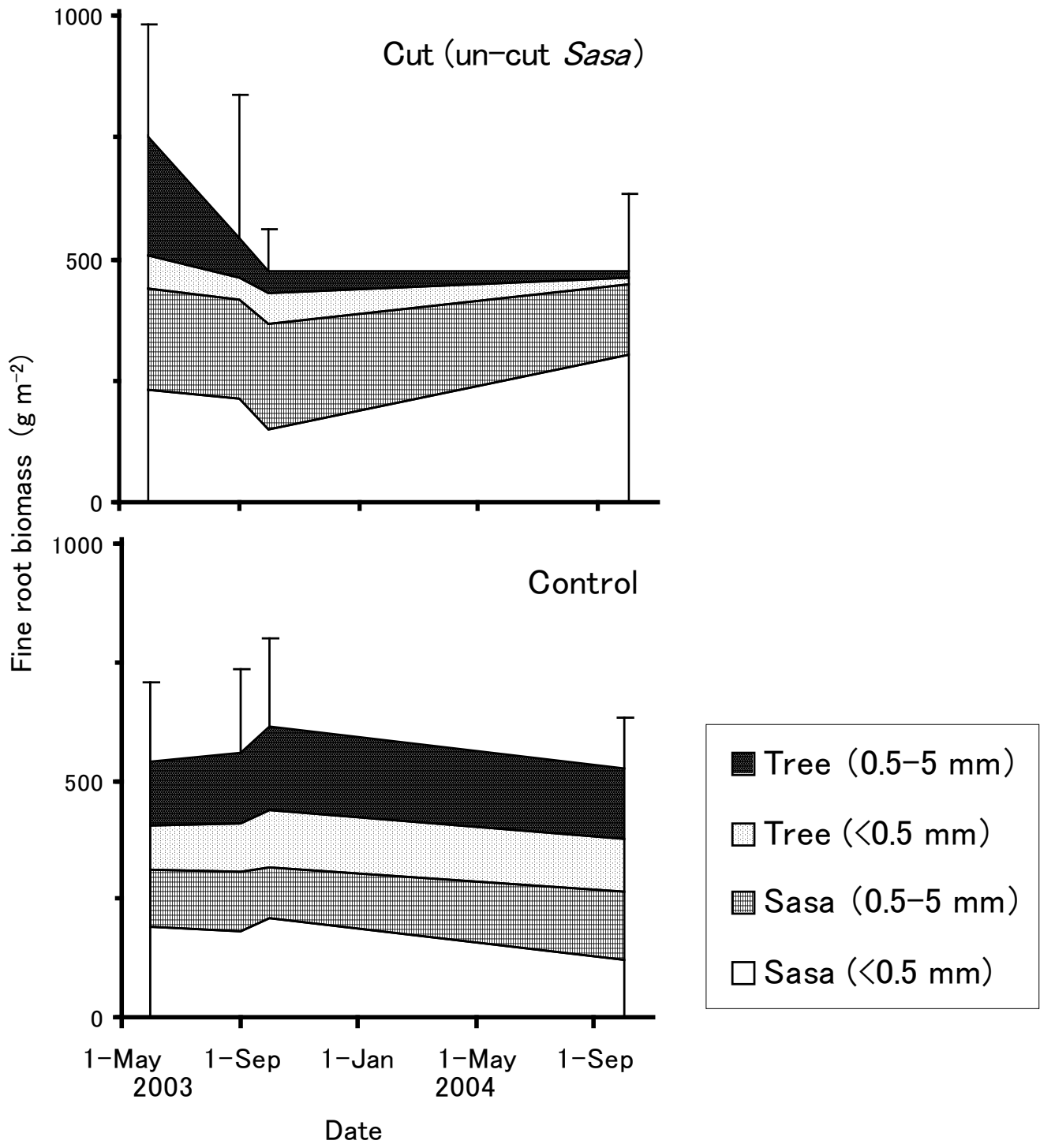


Fig. 4

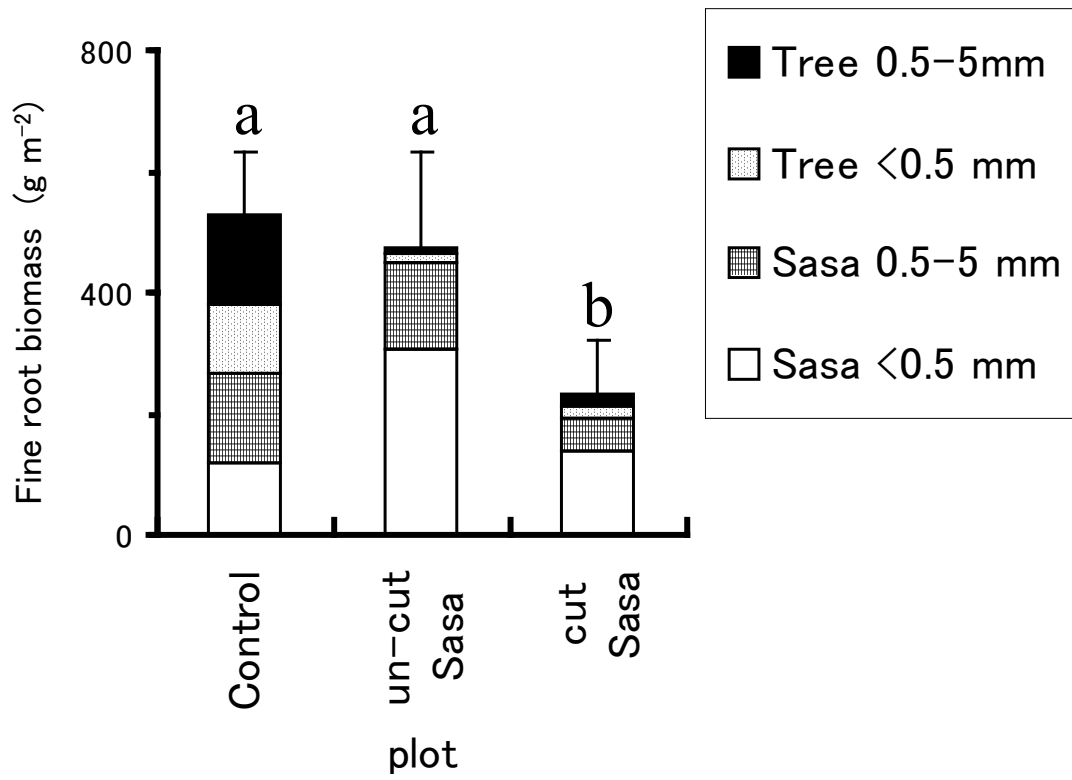


Fig. 5

