



HOKKAIDO UNIVERSITY

Title	New and unrecorded Butterflies from Mt. Daisetsu
Author(s)	Matsumura, S.
Citation	Insecta matsumurana, 1(2), 103-107
Issue Date	1926-10
Doc URL	https://hdl.handle.net/2115/9111
Type	departmental bulletin paper
File Information	1(2)_p103-107.pdf



NEW AND UNRECORDED BUTTERFLIES

FROM MT. DAISETSU.

By

PROF. DR. S. MATSUMURA.

In the month of August, this year, I spent a few days from 4th to 10th with my assistant T. UCHIDA and student H. KÔNO at Mt. Daisetsu, in the Prov. Ishikari, in order to collect the insect-fauna of there. Mt. Daisetsu is the highest mountain in Hokkaido, including about 19 peaks as Kurodake, Asahi, Akadake, Koizumi, Ryoun, Keigetsu, etc., measuring 1400-2290 meter high. This time we have had rather a nice day, and the collection was quite successful. In this occasion I shall describe two new species, two new subspecies and two unrecorded species.

In this excursion we have received a great help from Mr. T. SHIOYA, the chief acting member of the Daisetsu Chosakai (The Exploring Society of Mt. Daisetsu), to whom we owe much obligation.

Parnassius evermanni daisetsuzana n. subsp.

Differs from the typical specimens as follows:

♂. Primaries with the discoidal band much broader, the submarginal band reaching the hind margin, while the marginal band reaching only vein 2.




Fig. 1.

Parnassius evermanni daisetsuzana MATS. (♂)

lacking distinct reddish scales; the submarginal band much broader, becoming broader towards the anal angle; no reddish spots on the underside.

Exp.—♂ 54-60 mm., ♀ 56 mm.

Hab.—Hokkaido (Mt. Daisetsu in the Prov. Ishikari); 7 male specimens were collected on the 18th of July, 1926, by H. KÔNO at the peaks as Ebo-

Secondaries with the red ocellar spot at the costa larger, while that of the interspace 5 smaller and of a paler colour; the wavy submarginal line reaches nearly the anal angle; the reddish spots on the underside distinct, being white in the middle.

♀. Secondaries with the ocellar spots concolorous with the wing,

shi, Koizumi and Hakuun (about 1900 meter high); one female specimen was collected on the 8th of August, 1926, by T. UCHIDA at Koizumi.

This species is known only from the Amur and Transbaikal regions, and it is a most interesting fact that we have found this in Hokkaido. This weak butterfly may have been extinguished in the intermediate regions as Corea, China, Saghalien, etc., and remained only in the highest mountains of Hokkaido as Daisetsu. It is quite liable to be exterminated by the collectors, because they are very easy to be captured except in the stormy days.

Any alpine butterflies, not alone in Hokkaido but also in all the alpine regions of Japan, are highly desirable to be protected.

***Argynnis asahidakeana* n. sp.**

♂, ♀. Closely resembles that of *A. aphisape tricoloris* HB., but the primaries differs in having a large M-like black marking beyond the cell, and the marking in the interspace 2 deeply incurved.

Secondaries in the middle with a deeply indented discal band, which is united with the fuscous basal part, inclosing an ochraceous roundish spot in it at the base of interspace 4. Underside differs from that of *tricoloris* HB. in having a white praediscal band, which is defined on its lower half by a fuscous scalloped band internally and externally by a fuscous spot-series; at the base with 2 white patches, respectively one at the costa and another just below the median vein; in the middle of cell with a white speck.




Fig. 2.

Argynnis asahidakeana MATS. (♂)

Exp.—♂ 38 mm; ♀ 40-42 mm.

Hab.—Hokkaido (Mt. Daisetsu, about 1900 meter high); 12 (6♂, 6♀) specimens were collected on the 18th of July and 8th of August, 1926, at Koizumi, Kumonotaira and Akadake.

This is rather a common butterfly at the peak Koizumi, but the appearance of the female is late and we have found it only in August. This is also very easy to be captured, so that it will be exterminated soon, if it not be protected.

***Oeneis daisetsuzana* n. sp.**

Closely allied to *O. jutta* HB. *asamana* MATS., but differs from it as follows:

♂. Primaries with no trace of androconial stripe, fringe pure white, checkered with black; costa concolorous with the wing and not marmorated with white and black.

Secondaries with no ocellar spot, along the submarginal region with a broad




Fig. 3.

Oeneis daisetsuzana MATS. (♂)

ochre yellowish band; fringe being the same with that of the primaries.
 ♀. Primaries with the ochre yellowish band at the submarginal region narrower, having dark spots respectively in the interspace 2, 3 and 5; fringe nearly the same with that of the male.
 Secondaries with the ochre yellowish submarginal band somewhat narrower than that of the primaries, having no trace of ocelli, being interrupted by brownish stripes, which run upon the veins 3 and 4; fringe nearly the same with that of the primaries. Underside with a variable marking, but the broad fuscous discal band not much waved, being produced somewhat outwardly in the interspaces 4 and 5.

Exp.—♂ 50–52 mm., ♀ 50–54 mm.

Hab.—Hokkaido (Mt. Daisetsu); numerous specimens were collected at Koizumi, Akadake, Asahidake, Kumonotaira, etc.

This is very easy to be captured even by hands without nets, being the most common butterflies at the Mt. Daisetsu.

***Erebia ligea sachalinensis* MATS.**

Erebia ligea sachalinensis MATS., Thous. Ins. Jap. Addit. III, p. 525 (1919).

In this summer I have caught a large number of this butterfly at Mt. Kurodake on the 8th of August. This does not differ practically from that of South-Saghalien. In 1924, K. DOI caught this butterfly in the island Rishiri (Hokkaido), which belongs also to the same subspecies. Subspecies *takanonis* MATS.* from the alpine regions of Japan differs from it considerably, the band of the wings being ochre yellow, while in *sachalinensis* MATS. brownish yellow, and the ocellar spots in the secondaries on the underside very small and lack the pupils entirely.

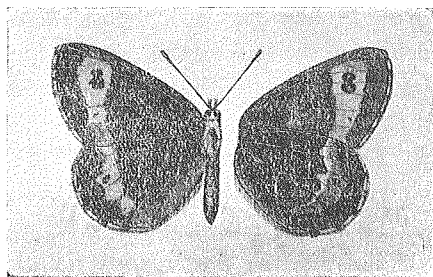


Fig. 4.

Erebia ligea sachalinensis MATS. (♂)

Hab.—Hokkaido (Mt. Daisetsu); numerous male specimens were collected in August by T. UCHIDA and the author, but no female.

***Lycaena optilete daisetsuzana* n. subsp.**

Differs from the subspecies *sibiricus* STGR. as follows:

*Entomologische Zeitschrift, Stuttgart, XXIII, p. 91 (1909).

♂. Wings violet blue as the typical specimen, but with no reddish shade; the black marginal line distinctly narrower, being only a half breadth of it. Underside-Primaries darker grey, with larger spots, each of which being defined by a more distinct white ring.

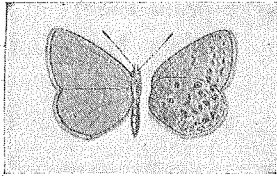


Fig. 5.

Lycaena optilete daisetsurana
MATS. (♂)

Secondaries greyish white, with a very light shade of green; the spots much larger, one of which in the interspace 2 at the base is very large and of a conical shape; the marginal spots smaller and of a paler colour than the rest; the reddish spots at the anal region much narrower.

Exp.—♂ 24 mm.

Hab.—Hokkaido (Mt. Daisetsu); 2 male specimens were collected on the 10th of August, 1926, by H. KÔNO at the peak of Eboshidake.

***Pamphila silvius ishikii* MATS.**

Pamphila silvius ishikii MATS., Jour. Coll. Agr. Hokkaido Imp. Univ. XV, p. 107, pl. VIII, fig. 17, ♂ (1925).

The marking of the wings is quite variable, but the insect which I have caught this year at Mt. Daisetsu does not differ practically from that of Saghalien. Last year K. DOI caught the female specimens at Shakotan in Kuriles, so I shall describe it in this occasion.

♀. Primaries similarly maculated as that of the male, but the spots below the median vein united together, building a broad longitudinal stripe; costa from the base to the discoidal spot broadly infuscated.

Exp.—♀ 30 mm.

Hab.—Saghalien (Odomari), Kuriles (Shakotan) and Hokkaido (Mt. Daisetsu).

This is the first record for the main island of Hokkaido. On the 8th of August I caught this butterfly on the way to Sounkei down from the peak Kurodake, where the high bamboo grasses were growing.




Fig. 6.

Pamphila silvius ishikii
MATS. (♀)

* *

*

ERKLÄRUNG DER TAFEL III.

1. *Xylocopa albinotum* MATSUMURA (sp. nov.) ♀
2. *Scolia kuroiwae* MATSUMURA et UCHIDA (sp. nov.) ♀
3. *Celopales hirayamae* MATSUMURA et UCHIDA (sp. nov.) ♀
4. *Tachytes sinensis* SMITH var. *purpureipennis* MATSUMURA et UCHIDA (var. nov.) ♀
5. *Polistes okinawensis* MATSUMURA et UCHIDA (sp. nov.) ♀
6. *Ampulex dentatus* MATSUMURA et UCHIDA (sp. nov.) ♀
7. *Scolia yayeyamensis* MATSUMURA et UCHIDA (sp. nov.) ♀
8. *Gambrus albofasciatus* MATSUMURA et UCHIDA (sp. nov.) ♀
9. *Crabro sakaguchii* MATSUMURA et UCHIDA (sp. nov.) ♀
10. *Ceratina okinawana* MATSUMURA et UCHIDA (sp. nov.) ♀
11. *Odynerus japonicus* MATSUMURA (sp. nov.) ♂
12. *Odynerus yayeyamensis* MATSUMURA (sp. nov.) ♂
13. *Halictus yayeyamensis* MATSUMURA et UCHIDA (sp. nov.) ♀
14. *Megachile hera* BINGHAM ♀
15. *Megachile sakaguchii* MATSUMURA et UCHIDA (sp. nov.) ♀
16. *Stizus bimaculatus* MATSUMURA et UCHIDA (sp. nov.) ♀
17. *Agrypon nigrinotum* MATSUMURA et UCHIDA (sp. nov.) ♂
18. Der Vorderflügel von *Henicospilus analis* MATSUMURA et UCHIDA
19. Der Vorderflügel von *Henicospilus okinawensis* MATSUMURA et UCHIDA
20. Der Vorderflügel von *Henicospilus riukiensis* MATSUMURA et UCHIDA
21. Der Vorderflügel von *Henicospilus sakaguchii* MATSUMURA et UCHIDA

