



Title	New and unrecorded Longicorn-Beetles from the Japan-Empire
Author(s)	Kano, Tadao F.
Citation	Insecta matsumurana, 5(1-2), 41-48
Issue Date	1930-11
Doc URL	https://hdl.handle.net/2115/9205
Type	departmental bulletin paper
File Information	5(1-2)_p41-48.pdf



NEW AND UNRECORDED *LONGICORN*- BEETLES FROM THE JAPAN-EMPIRE

By

TADAO F. KANO

(With 5 Text Figures)

The *Longicorn*-beetles hitherto known as occurring in the Japan-Empire are very numerous in species exceeding over 600 species, which have been described by not a few writers, such as BATES, GAHAN, PASCOE, LEWIS, HAROLD, MOTSCHULSKY, KRAATZ, PIC, LAMEERE, FAIRMAIRE, AURIVILLIUS, SCHWARZER, MATSUMURA, OKAMOTO, TAMANUKI and the author. That, in spite of the fact given above, being not difficult to find the additional species, shows the richness of the insect-fauna of Japan.

In the large collection of the author, however, there are many more species, which are thought to be new to science or hitherto unknown from the above territory. In the present contribution, as the first of the series, 20 species are added to the insect-fauna of Japan, of which 6 may be new to science.

PRIONINAE

CALLIPOGONINI

1. *Megopis sulcipenne* WHITE

Cat. Col. Brit. Mus. VII, p. 31 (1853); GAHAN, Fauna Brit. Ind. Col. I, p. 48 (1906); LAMEERE, Ann. Soc. Ent. Belg. LIII, p. 146 (1909) [Revis. p. 560]; JUNK'S Col. Cat. Pars 52, p. 41 (1913).

Loc. Distr.—Numanohira, Arisan, Formosa.

Gen. Distr.—Burma, Tenasserim, Andaman Is.

CERAMBYCINAE

DISTENIINI

2. *Cyrtonops punctipennis* WHITE

Cat. Col. Brit. Mus. VII, p. 33, pl. 2, f. 3 (1853); Proc. Zool. Soc. Lond. p. 29 (1853); POLL, Notes Leyd. Mus. XII, p. 142 (1890); AURIVILLIUS, JUNK'S Col. Cat. Pars 39, p. 7 (1913); *Hageni* LANSBERG, Notes Leyd. Mus. VIII, p. 36 (1886).

Loc. Distr.—Numanohira, Arisan, Formosa.

Gen. Distr.—E. India, Borneo.

*ASEMINI***3. *Asemum arisanum* sp. nov.**

This species has a considerable resemblance to *A. amurense* KRAATZ, but differs from it by the following characteristics:— Head more elongated, not so strongly punctured; median groove unrecognizable, somewhat excavated in front between the eyes, and rather convex at occiput. Antennae more elongated, less robust in build, and brown in colour. Prothorax with denser pubescence, and somewhat wrinkled, having a rather wide depression in the middle. Elytra wholly closed with more longer pubescence, more strongly costate and slightly granulated. Underside wholly black.

Length of Body—14 mm.

Type Locality—Numanohira, Arisan, Formosa.

Only one specimen was obtained by the author in May.

*OEMINI***4. *Xystrocera alcyonea* PASCOE**

Proc. Zool. Soc. Lond. p. 534 (1866); Trans. Ent. Soc. Lond. (3) III, p. 507 (1869); AURIVILLIUS, JUNK'S Col. Cat. Pars 39, p. 37 (1912).

Loc. Distr.—Kusukusu in Kōshun district, Formosa.

Gen. Distr.—Borneo.

*PROTHEMINI***5. *Prothema ochraceosignata nigra* subsp. nov.**

Closely allied to the typical form, but it is easily distinguishable from the latter by somewhat larger size (measuring 15.5 mm.) and the absence of the ochraceous markings of the prothorax.

Type Locality—Kirai (6000 ft. in alt.) near Karenko, Formosa. A single specimen was taken by the author in April, 1927.

*LEPTURINI***6. *Pseudopidonia aegrota* BATES**

Jour. Linn. Soc. Lond. Zool. XVIII, p. 214 (1884); Pic, Synops. p. 23, 26; AURIVILLIUS, JUNK'S Col. Cat. Par 39, p. 201 (1912).

Loc. Distr.—Numanohira, Arisan, Formosa. Two specimens were captured by the author in May, 1928.

Gen. Distr.—Japan.

*ENCYCLOPINI***7. *Pyrrhona laeticolor* BATES**

Jour. Linn. Soc. Lond. Zool. XVIII, p. 224 (1884); AURIVILLIUS, JUNK'S Col. Cat. Pars 39, p. 251 (1912).

Loc. Distr.—Taipin near Shinchiku, Formosa.

Gen. Distr.—Japan.

*MOLORCHINI***8. *Merionoeda uraiensis* sp. nov. (Fig. 1)**

Testaceous yellow, with the exception of the head, antennae, the peduncles of the hind femur and the hind tibiae which are black.

Head subnitideous, feebly punctate. Antennae extending beyond the apices of elytra but not reaching the apex of abdomen; third, fourth and fifth joints subequal; fifth slightly, and the following joints more strongly, dilated.

Prothorax glossy, a little longer than broad, narrower in front than at the base, with an obtuse tubercle on each side just before the middle; frontal margin divided by a transverse groove from the hinder portion, and raised.

Elytra short, only extending to the basal two-thirds of the abdomen, about three times as long as the prothorax, meeting for about half of their length at the suture, then dehisce and become very narrow posteriorly, rather acuminate at the apex; the whole surface strongly but not very closely punctured.

Underside with a few pubescence. Hind femora extend by about apical half beyond the apex of the abdomen, with this portion strongly thickened into a fusciform club; middle and front femora much less strongly thickened; hind tibiae with some spines along the outer side and armed with a long spini-form process at the apex.

Length of Body—7.5 mm.

Type Locality—Urai near Taihoku, Formosa. Several specimens were

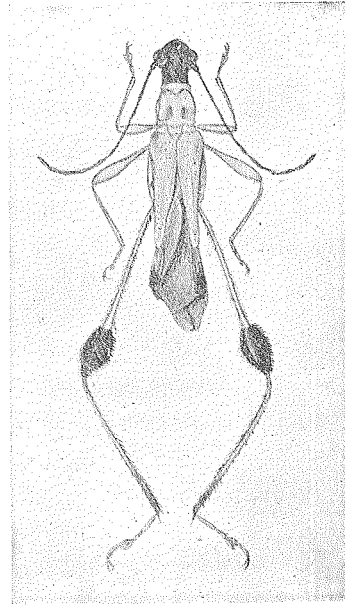


Fig. 1.

Merionoeda uraiensis sp. nov.

collected by the author in May.

CALLICHROMINI

9. *Leontium bicolor* sp. nov. (Fig. 2)

Golden green, with the occiput, the thorax except the sides and outer margins of the elytra reddish or purplish coppery. Antennae with the first three or four joints bluish purple and the remaining joints dark coloured. Scutellum violet blue. Underside black with a faint tint of metallic lustre, closed with very fine pubescence. Legs violet-blue with the base of the femur greenish.

Head strongly punctured, with a distinct median groove. Antennae long, extending beyond the apices of elytra.

Prothorax rather elongated, longer than broad; with a rather sharp projection at the middle on each side; the projection glabrous, and the rest rugose and also punctured especially at the sides. Scutellum small, with a depression in the middle.

Elytra much elongated, and a little broader than the pronotum; with the shoulder gently rounded; minutely and closely asperate and punctulate.

Underside with episternum and epimeron sparsely punctured. Legs long and slender, with the hind femur extending much beyond the apices of the elytra.




Fig. 2.

Leontium bicolor sp. nov.

Length of Body—14 mm.

Type Locality—Urai near Taihoku, Formosa. Three specimens were taken by the author in April.

CALLIDIINI

10. *Callidium arisanum* sp. nov.

This species is of the size and shape of *Callidium rufipenne* MORTSCH., from

which it is distinguished by the following characteristics:— Head and thorax brownish, with the head darker, closed with white longer hairs. Antennae black, much longer, extending beyond the apices of the elytra, with some whitish long hairs. Elytra fuscous, not reddish or blackish and more densely covered with whitish hairs. Underside dark brown, and the legs black, also with some whitish long hairs.

Length of Body—10 mm.

Type Locality—Numanohira, Arisan, Formosa. A single specimen was obtained by the author in March.

CLYTINI

11. *Xylotrechus quadripes* CHEVROLAT

Mem. Soc. Sc. Liege, XVIII, p. 315 (1863); DUNNING, Trans. Ent. Soc. Lond. p. 126, fig. (1868); GAHAN, Fauna Brit. Ind. Col. I, p. 245, f. 90 (1906); MAXWELL-LEFROY, Ind. Ins. Life p. 374, f. 254 (1909); AURIVILLIUS, JUNK'S Col. Cat. Pars 39, p. 366 (1912); *coffeophagus* RICHTER, Proc. Agr.-Hort. Soc. Madras (1867).

Loc. Distr.—Numanohira, Arisan, Formosa.

Gen. Distr.—E. India, Burma, Siam, Tonkin.

12. *Perissus fuliginosus* CHEVROLAT (Fig. 3)

Mem. Soc. Sc. Liege, XVIII, p. 328 (1863); GAHAN, Fauna Brit. Ind. Col., I, p. 254 (1906); AURIVILLIUS, JUNK'S Col. Cat. Pars 39, p. 375 (1912).

Loc. Distr.—Marikoan (6500 ft. in alt.) near Musha, Formosa.

Gen. Distr.—Northern India, Tibet.

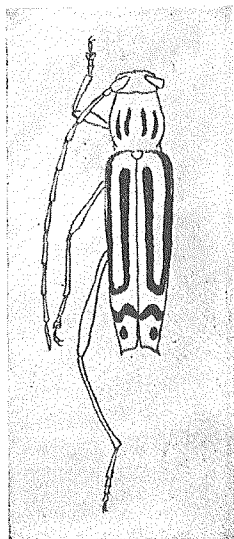


Fig. 4.

Rhapsoma horsfieldi
WHITE

13. *Rhapsoma horsfieldi*

WHITE (Fig. 4)

Cat. Col. Brit. Mus. VIII, p. 272 (1855); GAHAN, Fauna Brit. Ind. Col. I, p. 272 (1906); AURIVILLIUS, JUNK'S Col. Cat. Pars 39, p. 407 (1912).

Loc. Distr.—Koshun, Formosa.

Gen. Distr.—Darjiling, Burma, Java.

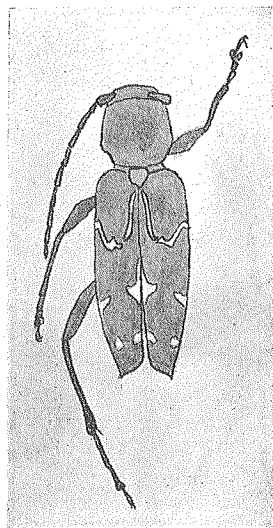


Fig. 3.

Perissus fuliginosus
CHEVROLAT

14. *Aglaöphis nokosanus* sp. nov. (Fig. 5)

Black; head and prothorax densely covered with whitish pubescence, the prothorax with black ◀▶-shaped markings in the middle. Antennae reaching to the apical fourth of the elytra in the ♀, and are brown, covered in part, especially at the base of each joint, with whitish pubescence (except the first and second joints).

Elytra black, marked with bands of whitish pubescence; the first band begins at the basal one-fifth, diverging from the suture as it runs backwards for some distance, and is then curved so as to extend outwards and a little forwards and reaching the outer margin; the second band curves obliquely forwards and outwards from the suture behind the middle, and is interrupted near the middle of its course; the third band begins just behind the 2nd band, diverging from the suture as it runs backwards a little, and is then curved abruptly so as to extend a little outwards and forwards to the side, where it is again bent back just before it reaches the outer margin; the fourth band broad and is placed at a short distance before the apex.

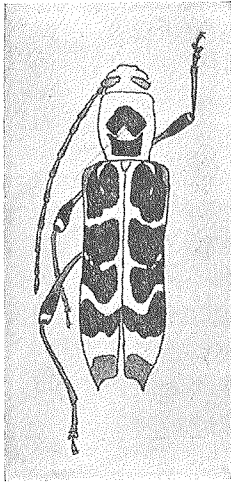


Fig. 5.
Aglaöphis nokosanus
sp. nov.

Underside for the most part densely closed with whitish pubescence. Legs brown, with the apex of femur black, white pubescent, especially on the femur in front and behind of the black part.

Length of Body—12.5 mm.

Type Locality—Numanohira, Arisan, two specimens (18, V, 1927); Onoye near Mt. Nôkô, one specimen (26, VI, 1928).

TILLOMORPHINI

15. *Clytellus methocoides* WESTWOOD

Trans. Ent. Soc. Lond. (2) II, p. 240, pl. 12, f. 6 (1853); LACORDAIRE, Gen. Col. IX, pl. 92, f. 5 (1869); AURIVILLIUS, JUNK'S Col. Cat. Pars 39, p. 42 (1912).

Loc. Distr.—Arisan.

Gen. Distr.—Hongkong.

LAMIINAE*DORCADIONINI***16. *Centrura costata* GUERINE**

Voy. De less. II, p. 62 (1843); LACORDAIRE, Gen. Col. IX, p. 268 (1869); AURIVILLIUS, JUNK'S Col. Cat. Pars 73, p. 10 (1922).

Loc. Distr.—Arisan.

Gen. Distr.—E. India.

*MONOCHAMINI***17. *Epicedia carolina* FAIRMAIRE**

Ann. Soc. Ent. France, LXVIII, p. 641 (1900); AURIVILLIUS, JUNK'S Col. Cat. Pars 73, p. 73 (1922).

Loc. Distr.—Pianan-anbu, Numanohira, Tautzâ, Chiuôsenzan. (July and August).

Gen. Distr.—China (Sze-Tschuan).

18. *Melanauster beryllinus* HOPE

Proc. Linn. Soc. Lond. I, p. 79 (1840); Ann. Mag. Nat. Hist. IV, p. 300 (1840); Trans. Ent. Soc. Lond. XVIII, p. 597, pl. 40, f. 7 (1841); Entomolog. I, p. 177 (1841); GAHAN, Ann. Mag. Nat. Hist. (6) II, p. 401 (1888); AURIVILLIUS, JUNK'S Col. Cat. Pars 73, p. 108 (1922); *melanostictus* WHITE, Proc. Zool. Soc. Lond. XXVI, p. 407 (1858).

Loc. Distr.—Mashitobaon (4000 ft. in alt.) near Musha, Formosa. One specimen was obtained by the author in September.

Gen. Distr.—Assam, N. India.

*SPALACOPSINI***19. *Eucomatocera vittata* WHITE**

Ann. Mag. Nat. Hist. XVIII, p. 49, pl. 1, f. 3 (1846); LACORDAIRE, Gen. Col. IX, p. 707 (1872); AURIVILLIUS, JUNK'S Col. Cat. Pars 74, p. 360 (1923).

Loc. Distr.—Arisan, Formosa.

Gen. Distr.—E. India, Sikkim.

*ACANTHOCININI***20. *Rondibilis spinosa* PASCOE**

Jour. Ent. I, p. 62 (1860); Trans. Ent. Soc. Lond. (3) III, p. 14, pl. 1, f. 4 (1864); LACORDAIRE, Gen. Col. IX, p. 797 (1872); GAHAN, Ann. Mus. Civ. Geneva XXXIV, p. 85 (1895); *l. c.* XLIII, p.

95 (1907); AURIVILLIUS, JUNK'S Col. Cat. Pars 74, p. 437 (1923); *simplex* PASCOE, Trans. Ent. Soc. Lond. (3) III, p. 14 (1864).

Loc. Distr.—Tonpo near Mt. Niitaka. One specimen was captured by the author in May, 1927.

Gen. Distr.—Molucca, New Guinea, Palawan.

摘 要

筆者は上記、日本領土内より未知の天牛類 20 種を記録せるが、其中新種は次の如し。

1. *Asemum arisanum* KANO, sp. nov. アリサンマルクビヒラタカミキリ (新稱)
2. *Prothema ochraceosignata nigra*
KANO, subsp. nov. クロノコヒゲカミキリ (新稱)
3. *Merionoeda wraiensis* KANO, sp. nov. ウライモ、フトカミキリ (新稱)
4. *Leontium bicolor* KANO, sp. nov. ムラサキホソカミキリ (新稱)
5. *Callidium arisanum* KANO, sp. nov. アリサンヒメスギカミキリ (新稱)
6. *Aglaophis nokosanus* KANO, sp. nov. ノウコウシロヘリトラカミキリ (新稱)

DIE *SERROPALPIDEN* AUS SACHALIN (COL.)

VON

HIROMICHI KONO

(Mit 1 Figur)

Im Jahre 1927 bereicherten die Herren YOKOYAMA und KANO in „Dobutsugaku Zasshi, Tokio, XXXIX,“ die Käferfauna von Sachalin zum erstenmal um eine *Serropalpiden*-Art, *Serropalpus filiformis*. Sonst ist bisher von dieser Insel noch keine Veröffentlichung über *Serropalpiden* gemacht. In der Sammlung des Entomologischen Museums der Kaiserlichen Hokkaido Universität befinden sich aber noch 7 andere Arten, die hier erwähnt werden sollen.

Hiermit spreche ich Herrn Prof. Dr. S. MATSUMURA für seine freundliche Unterstützung meinen besten Dank aus.