



Title	A New and Four Unrecorded Species of Phaoniinae (Dipt., Muscidae) from Japan
Author(s)	Kato, Shizuo
Citation	Insecta matsumurana, 11(1-2), 24-27
Issue Date	1936-11
Doc URL	https://hdl.handle.net/2115/9335
Type	departmental bulletin paper
File Information	11(1-2)_p24-27.pdf



- chen zweiflügeligen Insekten. *Isis*, 11 (1831).
- SCHINER, J. R.: *Fauna Austriaca, Diptera*, 2 (1864).
- TONNOIR, A. L.: *Australian Mycetophilidae*. *Proc. Linn. Soc. N. S. Wales*, 54, 5 (1929).
- WINNERTZ, J.: *Dipterologisches*. *Stett. Ent. Zeit.*, 13 (1852).
- : *Beitrag zu einer Monographie der Pilzmücken*. *Verh. Zool.-bot. Ges. Wien*, 13 (1863).

摘 要

Diadocidiinae は全世界に於て僅か 1 属、数種記載されて居るに過ぎないキノコバヘ科 (*Fungivoridae*) の小さい亜科で、本邦に於ては従来 1 種の記録もない。

著者は本邦産キノコバヘ科の分類學的研究の第二報として、茲に該亜科に屬する *Diadocidia ferruginosa* (MEIGEN) の 1 新型を報告する。

Diadocidiinae

チヤボキノコバヘ亜科 (新稱)

Diadocidia ferruginosa (MEIGEN) f. *thoracica* f. nov. セスヂチヤボキノコバヘ (新稱) 北海道

A NEW AND FOUR UNRECORDED SPECIES OF *PHAONIINAE* (*DIPT.*, *MUSCIDAE*) FROM JAPAN

By

SHIZUO KATO

(With 3 Textfigures)

During my short collecting trip to the northern Nippon Alps, in the summer of 1933, with my friend Mr. S. MICHITANI, some interesting Muscid flies belonging to the Subfamily *Phaoniinae* were captured at the place of 2300 to 2900 meters high up on Mt. Norikura. They are reported in the following lines.*

On this occasion, I wish to express my hearty thanks to Prof. Emeritus S. MATSUMURA for his constant encouragement and advice in many ways.

1. *Alloeostylus diaphanus* WIEDEMANN

Anthomyia diaphanus WIEDEMANN, *Zool. Mag.*, 1, 1, p. 81 (1817).

Limnophora diaphanus SCHINER, *Fauna Austriaca*, 1, p. 623 (1862).

* The specimens treated in this paper are deposited in the Entomological Institute of the Hokkaido Imperial University.

Alloestylus diaphana SCHNABL et DZIEDZICKI, Nova Acta, Abh. der Kaiser. Leop.-Carol. Deutsch. Akad. der Naturforscher, XCV, no. 2, p. 210 [158] (1911).

Alloestylus diaphanus BEZZI et STEIN, Katalog der Palaearktischen Dipteren, Bd. III, p. 626 (1907); STEIN, Archiv für Naturgeschichte, LXXXI, 1915, Abt. A, Heft 10, p. 37 (1916); SÉGUY, Diptères Anthomyides, p. 312 (1923); KARL, Die Tierwelt Deutschlands, Teil 13, III: Muscidae, p. 33 (1928).

Length: ♂ 8.5 mm, ♀ 8 mm.

Habitat: 1 ♂, 1 ♀, Mt. Norikura, 31/VII, 1933.

Remarks: These specimens were collected at an altitude of about 2300 meters near "Reisen Koya". This is the first record from our faunal region.

2. *Rhynchotrichops subrostratus* ZETTERSTEDT

Aricia subrostratus ZETTERSTEDT, Dipt. Scad., IV, p. 1456 (1845).

Trichopticus subrostratus BEZZI et STEIN, Katalog der Palaearktischen Dipteren, Bd. III, p. 630 (1907); STEIN, Archiv für Naturgeschichte, LXXIX, 1913, Abt. A, Heft 8, p. 12 and p. 17 (1914).

Rhynchotrichops subrostratus SCHNABL and DZIEDZICKI, Nova Acta, Abh. der Kaiser. Leop.-Carol. Deutsch. Akad. der Naturforscher, XCV, no. 2, p. 196 [144] (1911); STEIN, Archiv für Naturgeschichte LXXI, 1915, Abt. A, Heft 10, p. 43 (1916); SÉGUY, Diptères Anthomyides, p. 302 (1923); KARL, Die Tierwelt Deutschlands, Teil 13, III: Muscidae, p. 32 (1928).

Length: ♂ 7 mm, ♀ 6-7 mm.

Habitat: 1 ♂, 5 ♀ ♀, Mt. Norikura, 31/VII, 1933.

Remarks: These specimens were collected at an altitude of about 2800 meters near "Kata no Koya". This is the first record from our faunal region.

3. *Trichopticus hirsutulus* ZETTERSTEDT

Anthomyza hirsutulus ZETTERSTEDT, Ins. Lapp., p. 673 (1838).

Lasiops hirsutulus SCHINER, Fauna Austriaca, I, p. 619 (1862).

Hyetodesia hirsutula MEADE, Descr. List of the Brit. Anthomyidae, Part I, p. 9 (1897).

Trichopticus hirsutulus BEZZI et STEIN, Katalog der Palaearktischen Dipteren, Bd. III, p. 628 (1907); SCHNABL and DZIEDZICKI, Nova Acta, Abh. der Kaiser. Leop.-Carol. Deutsch. Akad. der Naturforscher, XCV, no. 2, p. 201 [149] (1911); STEIN, Archiv für Naturgeschichte, LXXIX, 1913, Abt. A, Heft 8, p. 18 (1914); STEIN, Archiv für Naturgeschichte, LXXXI, 1915, Abt. A, Heft. 10, p. 41 (1916); SÉGUY, Diptères Anthomyides, p. 303 (1923); KARL, Die Tierwelt Deutschlands, Teil 13, III: Muscidae, p. 31 (1928).

Length: ♂ ♀ 5.5-6.5 mm.

Habitat: 4 ♂ ♂, 23 ♀ ♀, Mt. Norikura, 31/VII, 1933.

Remarks: These specimens were collected at an altitude of 2800-2900 meters near "Kata no Koya". This is the first record from our faunal region.

4. *Trichopticus michitani* sp. nov.

♂. Black, shining, with slightly gray pruinescence on thorax, and rather dense bluish gray pruinescence on abdomen. Head black; frontal vitta opaque; parafrontals, parafacials, and cheeks with silvery white pruinescence. Antenna black; second and third segments slightly yellow pollinose. Palpi black, pale

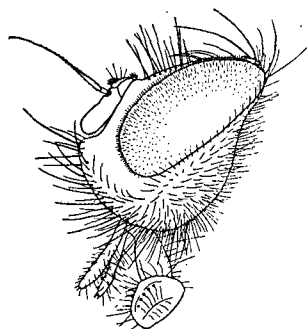


Fig. 1

Trichopticus nichitanii
sp. nov. ♂, Head

yellow pollinose. Thorax, viewed from above and behind, with a broad white median vitta reaching to the transverse suture and two white laterals on humeri. Abdomen with a black dorsocentral vitta. Legs black; anterodorsal surface of fore tarsi with golden yellow minute hairs. Wings infuscated, yellowish basally; veins brown. Calyptres yellow. Halteres brownish yellow.

Eyes separated, at the narrowest part, by a distance slightly greater than diameter of anterior ocellus. Parafrontals contiguous. Parafacials throughout their extent slightly narrower than width of third antennal segment. Cheeks about twice as high as width of third antennal segment. Third antennal segment about three times as long as the second. Arista minutely pubescent. Thorax without differentiated acrostichals before transverse suture, but two long distinct pairs before scutellum; postsutural dorsocentrals four; prealar long and strong; Sternopleurals 1 : 2, the lower posterior one a little shorter than the others. Abdomen ovate, the marginal and discal bristles long and erect. Hypopigium moderately thickened when viewed in profile. Fore femur with double rows of long bristles on posterodorsal surface; a series of strong bristles on apical half of posteroventral surface continuing the short series of basal half. Mid femur with a group of brush-like strong bristles on apical third of anteroventral surface; a row of very long bristles on posteroventral surface except apical third; a row of four or five short bristles on distal portion of posteroventral surface. Mid tibia with a series of short bristles directed forwardly on anterior surface; six or seven bristles on posterior surface; two distinct posteroventral bristles. Hind femur with a row of long bristles on apical half and short bristles on basal half of anterodorsal surface; a series of long bristles on apical third of anteroventral surface. Hind tibia strongly curved; a row of long bristles on anteroventral surface; a number of short bristles on posteroventral surface; five or six long bristles on anterodorsal surface; two strong bristles on dorsal surface. Cross-vein curved as shown in Fig. 2.

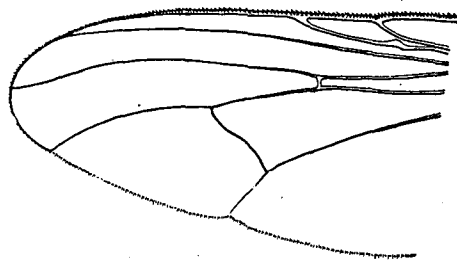


Fig. 2

Trichopticus nichitanii sp. nov.
♂, Wing

Upper calyptra much smaller than the lower.

Length: 9-9.5 mm.

Described from five males (Holotype and Paratopotypes) collected at an altitude of about 2300 meters near "Reisen Koya" on Mt. Norikura on 31/VII, 1933.

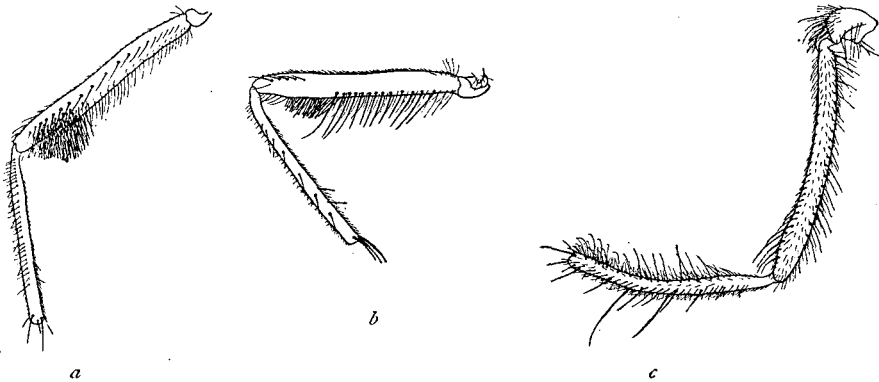


Fig. 3

Trichopticus nichitanii sp. nov. ♂, Legs:

- a Mid leg seen from front
- b Mid leg seen from behind
- c Hind leg seen from front

5. *Phaonia apicalis* STEIN

Phaonia apicalis STEIN, Archiv für Naturgeschichte, LXXIX, 1913, Abt. A, Heft 8, p. 46 (1914); STEIN, Archiv für Naturgeschichte, LXXXI, 1915, Abt. A, Heft 10, p. 29 (1916); KARL, Tierwelt Deutschlands, Teil 13, III: Muscidae, p. 20 (1928).

Length: ♂, 6.5 mm.

Habitat: 1 ♂, Mt. Norikura, 31/VII. 1933.

Remarks: This species was collected at an altitude of about 2500 meters, between "Reisen Koya" and "Kata no Koya". This is the first record from our faunal region.