



Title	Descriptions of new Ciid-Beetles from Japan Proper and Manchuria
Author(s)	Chujo, Michio
Citation	Insecta matsumurana, 14(4), 134-137
Issue Date	1940-06
Doc URL	https://hdl.handle.net/2115/9448
Type	departmental bulletin paper
File Information	14(4)_p134-137.pdf



DESCRIPTIONS OF NEW CIID-BEETLES FROM JAPAN PROPER AND MANCHURIA

By

MICHIO CHŪJŌ

(中條道夫)

“Entomological Laboratory, Taihoku Imperial University, Taiwan”

(With 3 Text-figures)

Cis (s. str.) *nipponicus* sp. nov. (Fig. 1)

Subcylindrical, parallel-sided; yellowish brown to piceous, but antennae (excepted the three terminal segments fuscous) and palpi paler.

Head finely shagreened, rather closely punctured and yellowish pubescent. Antennae 10-segmented, 3rd segment much longer than 4th, three terminal segments strongly expanded and loosely articulated to each other. Pronotum

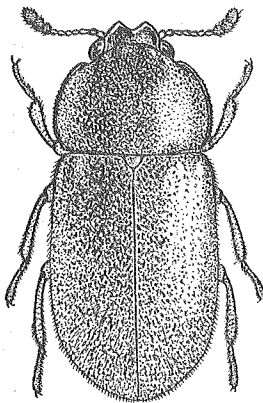


Fig. 1

Cis (s. str.) *nipponicus*
CHŪJŌ sp. nov.

transverse, front margin strongly rounded, front angles obtusely produced anteriorly, lateral margins distinctly rounded and ridged, basal angles obtuse, basal margin narrowly ridged with the median portion slightly rounded; dorsum transversely and moderately convex, with a few small and faint depressions, closely punctured and yellowish setigerous, lateral portions reflexed and completely recognizable from above, and lateral margins distinctly closely yellowish setigerous. Scutellum small, triangular, punctured and yellowish setigerous. Elytra rather strongly convex, closely and confusedly covered with two sorts (larger and smaller) of punctures and yellowish setae. Body beneath closely punctured and greyish or pale yellowish pubescent.

♂: Frons deeply and widely excavated; clypeus strongly reflexed, deeply and sharply emarginate at its middle and both sides of the emargination strongly angulate; pronotum with its front margin distinctly emarginate at the middle and strongly depressed before the middle.

♀: Frons nearly flat with a distinct fovea in the centre; clypeus moderately reflexed, feebly depressed at the middle and both sides of the depression not angulate; pronotum with its front margin not, or very slightly, emarginate at the middle and the depressions on the dorsum more or less feebler than those in the male.

Length—2.5–2.7 mm.

Cotype—Tyūzenzi, Nikkō, Totigi-Ken, Honsyū, Japan (1 ♀, 26. VIII. 1937, T. NAKANE leg.) and Noziri, Nagano-Ken, Honsyū, Japan (1 ♂, 29. IV. 1939 & 1 ♀, 8. VIII. 1939, T. NAKANE leg.).

This new species resembles *Cis* (s. str.) *setiger* MELLÉ from Europe, Caucasus and Siberia, but may be distinguished from the latter by the setae on the elytra not so long and not longitudinally arranged.

Cis (*Hadraule*) *fukudai* sp. nov. (Fig. 2)

Cylindrical, parallel-sided; piceous, rather shining; antennae and palpi yellow or yellowish brown, elytra distinctly darker than the others and legs deep yellowish brown to reddish brown.

Head minutely shagreened, rather sparsely and regularly covered with punctures and yellowish short setae. Antennae 10-segmented, 3rd segment distinctly longer than 4th, three last segments strongly expanded and loosely articulated to each other. Pronotum transverse, front margin strongly rounded, front angles obtuse, lateral margins distinctly rounded and ridged, hind angles gently rounded, basal margin very narrowly ridged and slightly rounded at its middle portion; dorsum strongly transversely convex, finely shagreened, closely and regularly covered with strong punctures and yellowish setae, lateral margins very hardly recognizable from above. Scutellum small, triangular, covered with a few punctures and yellowish setae. Elytra strongly convex, furnished with longitudinal rows of strong punctures and yellowish setae, but the rows of punctures confused partially, interstices of the rows finely punctured. Body beneath extremely finely shagreened and closely clothed with greyish pubescence.

♂: Frons deeply and widely excavated, clypeus strongly reflexed and the front margin distinctly emarginate, pronotum with a weak impression a little behind the middle of front margin.

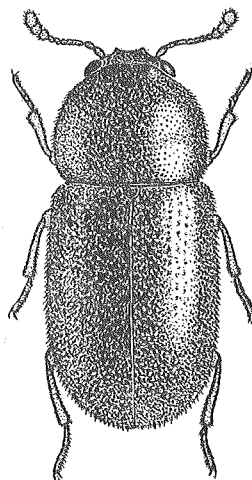


Fig. 2

Cis (*Hadraule*) *fukudai*
CHŪJŌ sp. nov.

♀: Frons nearly or completely flat, clypeus not strongly reflexed and the front margin straight, pronotum without any impression.

Length—1.3–1.5 mm.

Food-Fungus—*Polystictus hirsutus* (WULF.) FRIES. (Japanese name: *Arage-kawaratake*).

Cotype—Hatinohe-Si, Aomori-Ken, Honsyû, Japan (1♂, I. 1938, and 4♂♂ & 1♀, 23. XII. 1939, A. FUKUDA leg.).

The present species is most closely related to *Cis* (*Hadraule*) *hieroglyphicus* REITTER from Japan proper (Honsyû), but may be distinguished from the latter by the body more strongly convex, the setae clothed on the dorsum much shorter, the pronotum finely shagreened, the elytra parallel-sided and unicolorous, and the coloration generally darker.

Cis (s. str.) *manchuricus* sp. nov. (Fig. 3)

Cylindrical, narrow, parallel-sided; reddish brown to pitchy black, rather shining; antennae and palpi yellowish brown to pale reddish brown.

Head minutely shagreened, rather closely punctured and yellowish brown setigerous. Antennae 10-segmented, 3rd segment distinctly longer than 4th,

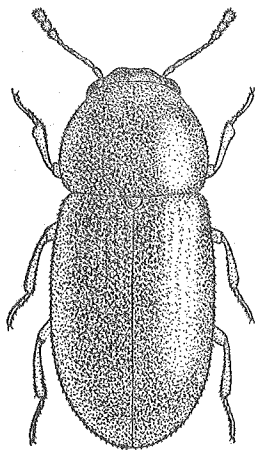


Fig. 3

Cis (s. str.) *manchuricus*
CHÛJÔ sp. nov.

three apical segments strongly expanded and rather loosely articulated to each other. Pronotum transverse, front margin strongly rounded but more or less emarginate at the middle, front angles nearly rectangular, lateral margins distinctly rounded and ridged, hind angles obtuse, basal margin with its median portion slightly rounded; dorsum strongly convex from one side to the another, finely shagreened, closely punctured and yellowish brown short setigerous, with a glabrous median longitudinal line, lateral margins hardly recognizable from above. Scutellum small, triangular with angulate or rounded apex, closely punctured and yellowish brown short setigerous. Elytra strongly convex, very closely covered with two sorts (larger and smaller) of punctures and yellowish brown short setae, the punctures with a weak tendency to form longitudinal rows partially in some cases, but the setae without such a tendency.

Body beneath very finely and closely punctured and greyish pubescent.

♂: Frons deeply and widely excavated, clypeus very strongly depressed at the middle, pronotum slightly depressed at a little before the middle.

♀: Frons flat with a small fovea in the centre, clypeus not, or slightly, depressed in the middle, pronotum not depressed before the middle.

Length—1.8–2.3 mm.

Food-Fungus—*Polystictus versicolor* var. *nigricans* LASCH (Japanese name: *Kuro-kazwaratake*).

Cotype—Suiyô, Botankô-Syô, Manchuria (7 Exs., 7. III. 1939 and 4 Exs., 2. X. 1939, S. FUKUDA leg.).

This new species is nearly allied to *Cis* (s. str.) *quadridens* MELLIÉ from Europe in general structure, but differs from it by the larger body, the lateral margins of pronotum clothed with setae, the elytra without serial setae, etc.

摘 要

東京市の中根猛彦及青森縣八戸市の福田彰兩氏より同定の御依頼を受けた種々の甲蟲の中から見出した筒草蟲科の3新種を次の如く命名して記載した:

- | | |
|---|------------------|
| 1. <i>Cis</i> (s. str.) <i>nipponicus</i> sp. nov. | ニツボンツツキノコムシ (新稱) |
| 2. <i>Cis</i> (<i>Hadraule</i>) <i>fukudai</i> sp. nov. | トウホクツツキノコムシ (新稱) |
| 3. <i>Cis</i> (s. str.) <i>manchuricus</i> sp. nov. | マンシウツツキノコムシ (新稱) |

以上の中で *Cis* (s. str.) *manchuricus* sp. nov. は福田彰氏の令兄進氏が滿洲國牡丹江省綏陽に於て一兵士としての軍務の余暇に採集して彰氏へ送附せられたるものである由、特記して進氏の學界への寄與に對して敬謝の意を表すると共に同氏の武運長久を祈る。

摺筆するに當り本文を御校閲下されし素木得一博士並に之等の興味深き資料を惠與せられし中根・福田兩氏に對し深謝の意を表する。